



## **Memorandum**

To: City Council

Cc: Thomas Frutchey, City Manager  
Executive Managers

From: Mike Compton, City Treasurer

Subject: Monthly Treasurer's Report – August 2016

Date: September 30, 2016

---

This report presents the City's investment portfolio as of August 31, 2016. It includes all investments managed by the City except funds held by City's trustee. Funds held by trustee include bond reserve funds, deferred compensation plans and other post retirement benefit funds. This report does include funds under management by PFM Asset Management LLC (PFM). The investment portfolio is in compliance with all State laws.

Funds under management by PFM do not include bank cash accounts nor funds held in the Local Agency Investment Fund (LAIF) managed by State of California Treasurer's Office. Thus, the PFM report attached herein does not reflect these balances. In order to fully report all funds on hand at month end, the first page included herein is generated from the my investment software, 'Sympro'. You will note that it includes all funds under management with PFM as well as the City's bank cash accounts and LAIF.

With regards to the PFM Report, it contains three components; the consolidated component that includes portfolio #69330010, the long-term component and portfolio #69330020 representing the short-term component (commercial paper). These two components are also shown individually.

I hereby certify that the City's investment portfolio provides sufficient liquidity to meet the City's cash flow requirements for the next six months.

Please don't hesitate to contact me should you have any questions and/or concerns.

---

Michael J. Compton, City Treasurer



**PasoCopt2017  
Portfolio Management  
Portfolio Summary  
August 31, 2016**

City of Paso Robles  
821 Pine Street, Suite A  
Paso Robles, CA Paso Robles,  
(805)237-3999

Investments	Par Value	Market Value	Book Value	% of Portfolio	Term	Days to Maturity	YTM 360 Equiv.	YTM 365 Equiv.
Certificates of Deposit - Bank	4,243,000.00	4,243,000.00	4,243,000.00	6.45	763	239	1.006	1.020
Local Agency Investment Funds	6,750,000.00	6,750,000.00	6,750,000.00	10.27	1	1	0.606	0.614
Passbook/Checking Accounts	25,000.00	25,000.00	25,000.00	0.04	1	1	0.000	0.000
Medium Term Notes	9,455,000.00	9,627,501.48	9,551,187.47	14.53	1,468	1,030	1.544	1.565
Commercial Paper Disc. -Amortizing	2,000,000.00	1,990,883.61	1,991,858.61	3.03	224	132	1.069	1.083
Federal Agency Coupon Securities	30,535,000.00	30,860,948.22	30,609,512.16	46.56	1,211	892	1.094	1.109
Treasury Coupon Securities	11,485,000.00	11,746,698.82	11,578,976.87	17.61	1,516	1,292	1.252	1.269
Miscellaneous Coupon Securities	995,000.00	1,012,462.25	997,732.99	1.52	1,170	988	1.698	1.721
	<b>65,488,000.00</b>	<b>66,256,494.38</b>	<b>65,747,268.10</b>	<b>100.00%</b>	<b>1,118</b>	<b>827</b>	<b>1.139</b>	<b>1.155</b>

Cash								
Passbook/Checking (not included in yield calculations)	2,614,132.03	2,614,132.03	2,614,132.03		1	1	0.000	0.000
<b>Total Cash and Investments</b>	<b>68,102,132.03</b>	<b>68,870,626.41</b>	<b>68,361,400.13</b>		<b>1,118</b>	<b>827</b>	<b>1.139</b>	<b>1.155</b>

Total Earnings	August 31 Month Ending	Fiscal Year To Date
Current Year	88,814.47	154,451.51
<b>Average Daily Balance</b>	<b>68,323,062.55</b>	<b>69,583,846.54</b>
<b>Effective Rate of Return</b>	<b>1.53%</b>	<b>1.31%</b>

Mike Compton, Treasurer

Reporting period 08/01/2016-08/31/2016

Run Date: 09/20/2016 - 21:25

Portfolio PR17  
AC  
PM (PRF\_PM1) 7.2.5  
Report Ver. 7.3.1



Customer Service  
 PO Box 11813  
 Harrisburg, PA 17108-1813

**ACCOUNT STATEMENT**

For the Month Ending  
**August 31, 2016**

**CITY OF PASO ROBLES**

**Client Management Team**

**Sarah Meacham**

Director  
 601 South Figueroa, Suite 4500  
 Los Angeles, CA 90017  
 213-489-4075  
 meachams@pfm.com

**Joseph Creason**

Portfolio Manager  
 One Keystone Plaza, Suite 300  
 Harrisburg, PA 17101  
 717-231-6217  
 creasonj@pfm.com

**Monique Spyke**

Director  
 50 California Street, Suite 2300  
 San Francisco, CA 94111  
 415-982-5544  
 spykem@pfm.com

**Contents**

- Cover/Disclosures
- Summary Statement
- Individual Accounts

**Accounts included in Statement**

69330010	CITY OF PASO ROBLES INVESTMENT PORTFOLIO
69330020	CITY OF PASO ROBLES SHORT TERM FUNDS

CITY OF PASO ROBLES  
 MICHAEL COMPTON  
 821 PINE STREET, SUITE A  
 PASO ROBLES, CA 93446

**Online Access** [www.pfm.com](http://www.pfm.com)

**Customer Service** 1-717-232-2723

**Important Disclosures****Important Disclosures**

This statement is for general information purposes only and is not intended to provide specific advice or recommendations. PFM Asset Management LLC ("PFM") is an investment advisor registered with the Securities and Exchange Commission, and is required to maintain a written disclosure statement of our background and business experience. If you would like to receive a copy of our current disclosure statement, please contact Service Operations at the address below.

**Proxy Voting** PFM does not normally receive proxies to vote on behalf of its clients. However, it does on occasion receive consent requests. In the event a consent request is received the portfolio manager contacts the client and then proceeds according to their instructions. PFM's Proxy Voting Policy is available upon request by contacting Service Operations at the address below.

**Questions About an Account** PFM's monthly statement is intended to detail our investment advisory activity as well as the activity of any accounts held by clients in pools that are managed by PFM. The custodian bank maintains the control of assets and executes (i.e., settles) all investment transactions. The custodian statement is the official record of security and cash holdings and transactions. PFM recognizes that clients may use these reports to facilitate record keeping and that the custodian bank statement and the PFM statement should be reconciled and differences resolved. Many custodians use a settlement date basis which may result in the need to reconcile due to a timing difference.

**Account Control** PFM does not have the authority to withdraw funds from or deposit funds to the custodian. Our clients retain responsibility for their internal accounting policies; implementing and enforcing internal controls and generating ledger entries or otherwise recording transactions.

**Market Value** Generally, PFM's market prices are derived from closing bid prices as of the last business day of the month as supplied by Interactive Data, Bloomberg or Telerate. Where prices are not available from generally recognized sources the securities are priced using a yield-based matrix system to arrive at an estimated market value. Prices that fall between data points are interpolated. Non-negotiable FDIC-insured bank certificates of deposit are priced at par. Although PFM believes the prices to be reliable, the values of the securities do not always represent the prices at which the securities could have been bought or sold. Explanation of the valuation methods for money market and TERM funds is contained in the appropriate fund information statement.

**Amortized Cost** The original cost of the principal of the security is adjusted for the amount of the periodic reduction of any discount or premium from the purchase date until the date of the report. Discount or premium with respect to short term securities (those with less than one year to maturity at time of issuance) is amortized on a straightline basis. Such discount or premium with respect to longer term securities is amortized using the constant yield basis.

**Tax Reporting** Cost data and realized gains / losses are provided for informational purposes only. Please review for accuracy and consult your tax advisor to determine the tax consequences of your security transactions. PFM does not report such information to the IRS or other taxing authorities and is not responsible for the accuracy of such information that may be required to be reported to federal, state or other taxing authorities.

**Financial Situation** In order to better serve you, PFM should be promptly notified of any material change in your investment objective or financial situation.

**Callable Securities** Securities subject to redemption prior to maturity may be redeemed in whole or in part before maturity, which could affect the yield represented.

**Portfolio** The securities in this portfolio, including shares of mutual funds, are not guaranteed or otherwise protected by PFM, the FDIC (except for certain non-negotiable certificates of deposit) or any government agency. Investment in securities involves risks, including the possible loss of the amount invested.

**Rating** Information provided for ratings is based upon a good faith inquiry of selected sources, but its accuracy and completeness cannot be guaranteed. Shares of some money market and TERM funds are marketed through representatives of PFM's wholly owned subsidiary, PFM Fund Distributors, Inc. PFM Fund Distributors, Inc. is registered with the SEC as a broker/dealer and is a member of the Financial Industry Regulatory Authority ("FINRA") and the Municipal Securities Rulemaking Board ("MSRB"). You may reach the FINRA by calling the FINRA Regulator Public Disclosure Hotline at 1-888-289-9999 or at the FINRA Regulation Internet website address [www.nasd.com](http://www.nasd.com). A brochure describing the FINRA Regulation Public Disclosure Program is also available from the FINRA upon request.

**Key Terms and Definitions**

**Dividends** on money market funds consist of interest earned, plus any discount ratably amortized to the date of maturity, plus all realized gains and losses on the sale of securities prior to maturity, less ratable amortization of any premium and all accrued expenses to the fund. Dividends are accrued daily and may be paid either monthly or quarterly. The monthly earnings on this statement represent the estimated dividend accrued for the month for any program that distributes earnings on a quarterly basis. There is no guarantee that the estimated amount will be paid on the actual distribution date.

**Current Yield** is the net change, exclusive of capital changes and income other than investment income, in the value of a hypothetical fund account with a balance of one share over the seven-day base period including the statement date, expressed as a percentage of the value of one share (normally \$1.00 per share) at the beginning of the seven-day period. This resulting net change in account value is then annualized by multiplying it by 365 and dividing the result by 7. The yields quoted should not be considered a representation of the yield of the fund in the future, since the yield is not fixed.

**Average maturity** represents the average maturity of all securities and investments of a portfolio, determined by multiplying the par or principal value of each security or investment by its maturity (days or years), summing the products, and dividing the sum by the total principal value of the portfolio. The stated maturity date of mortgage backed or callable securities are used in this statement. However the actual maturity of these securities could vary depending on the level or prepayments on the underlying mortgages or whether a callable security has or is still able to be called.

**Monthly distribution yield** represents the net change in the value of one share (normally \$1.00 per share) resulting from all dividends declared during the month by a fund expressed as a percentage of the value of one share at the beginning of the month. This resulting net change is then annualized by multiplying it by 365 and dividing it by the number of calendar days in the month.

**YTM at Cost** The yield to maturity at cost is the expected rate of return, based on the original cost, the annual interest receipts, maturity value and the time period from purchase date to maturity, stated as a percentage, on an annualized basis.

**YTM at Market** The yield to maturity at market is the rate of return, based on the current market value, the annual interest receipts, maturity value and the time period remaining until maturity, stated as a percentage, on an annualized basis.

**Managed Account** A portfolio of investments managed discretely by PFM according to the client's specific investment policy and requirements. The investments are directly owned by the client and held by the client's custodian.

**Unsettled Trade** A trade which has been executed however the final consummation of the security transaction and payment has not yet taken place.

Please review the detail pages of this statement carefully. If you think your statement is wrong, missing account information, or if you need more information about a transaction, please contact PFM within 60 days of receipt. If you have other concerns or questions regarding your account you should contact a member of your client management team or PFM Service Operations at the address below.

PFM Asset Management LLC  
Attn: Service Operations  
One Keystone Plaza, Suite 300  
N. Front & Market Sts  
Harrisburg, PA 17101



**Account Statement**

For the Month Ending **August 31, 2016**

**Consolidated Summary Statement**

CITY OF PASO ROBLES

<b>Portfolio Summary</b>		
<b>Portfolio Holdings</b>	<b>Cash Dividends and Income</b>	<b>Closing Market Value</b>
PFM Managed Account	65,593.38	54,990,083.61
<b>Total</b>	<b>\$65,593.38</b>	<b>\$54,990,083.61</b>

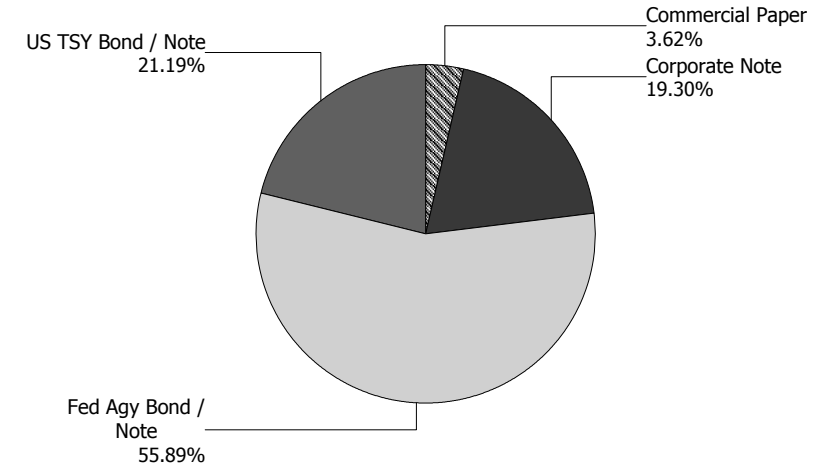
<b>Investment Allocation</b>		
<b>Investment Type</b>	<b>Closing Market Value</b>	<b>Percent</b>
Commercial Paper	1,992,041.00	3.62
Corporate Note	10,610,819.57	19.30
Federal Agency Bond / Note	30,732,993.36	55.89
U.S. Treasury Bond / Note	11,654,229.68	21.19
<b>Total</b>	<b>\$54,990,083.61</b>	<b>100.00%</b>

**Maturity Distribution (Fixed Income Holdings)**

<b>Portfolio Holdings</b>	<b>Closing Market Value</b>	<b>Percent</b>
Under 30 days	0.00	0.00
31 to 60 days	0.00	0.00
61 to 90 days	998,041.00	1.81
91 to 180 days	994,000.00	1.81
181 days to 1 year	987,724.36	1.80
1 to 2 years	15,176,934.52	27.60
2 to 3 years	16,447,890.20	29.91
3 to 4 years	10,641,341.12	19.35
4 to 5 years	9,744,152.41	17.72
Over 5 years	0.00	0.00
<b>Total</b>	<b>\$54,990,083.61</b>	<b>100.00%</b>

**Weighted Average Days to Maturity 979**

**Sector Allocation**





**Account Statement**

For the Month Ending **August 31, 2016**

**Consolidated Summary Statement**

CITY OF PASO ROBLES

<b>Account Number</b>	<b>Account Name</b>	<b>Opening Market Value</b>	<b>Purchases / Deposits</b>	<b>Redemptions / Sales/ Maturities</b>	<b>Unsettled Trades</b>	<b>Change in Value</b>	<b>Closing Market Value</b>	<b>Cash Dividends and Income</b>
69330010	CITY OF PASO ROBLES INVESTMENT PORTFOLIO	53,196,379.29	1,982,143.15	(2,000,000.00)	0.00	(180,479.83)	52,998,042.61	61,343.38
69330020	CITY OF PASO ROBLES SHORT TERM FUNDS	1,996,633.00	993,950.00	(1,000,000.00)	0.00	1,458.00	1,992,041.00	4,250.00
<b>Total</b>		<b>\$55,193,012.29</b>	<b>\$2,976,093.15</b>	<b>(\$3,000,000.00)</b>	<b>\$0.00</b>	<b>(\$179,021.83)</b>	<b>\$54,990,083.61</b>	<b>\$65,593.38</b>



## Managed Account Summary Statement

For the Month Ending **August 31, 2016**

CITY OF PASO ROBLES INVESTMENT PORTFOLIO - 69330010

### Transaction Summary - Managed Account

<b>Opening Market Value</b>	<b>\$53,196,379.29</b>
Maturities/Calls	(2,000,000.00)
Principal Dispositions	0.00
Principal Acquisitions	1,982,143.15
Unsettled Trades	0.00
Change in Current Value	(180,479.83)
<b>Closing Market Value</b>	<b>\$52,998,042.61</b>

### Cash Transactions Summary - Managed Account

Maturities/Calls	2,000,000.00
Sale Proceeds	1,538,513.93
Coupon/Interest/Dividend Income	50,478.82
Principal Payments	0.00
Security Purchases	(3,493,151.42)
Net Cash Contribution	(95,841.33)
Reconciling Transactions	0.00

### Earnings Reconciliation (Cash Basis) - Managed Account

Interest/Dividends/Coupons Received	52,664.62
Less Purchased Interest Related to Interest/Coupons	(13,528.27)
Plus Net Realized Gains/Losses	22,207.03
<b>Total Cash Basis Earnings</b>	<b>\$61,343.38</b>

### Cash Balance

<b>Closing Cash Balance</b>	<b>\$0.00</b>
-----------------------------	---------------

### Earnings Reconciliation (Accrual Basis)

	<b>Total</b>
Ending Amortized Value of Securities	52,694,938.25
Ending Accrued Interest	211,312.59
Plus Proceeds from Sales	0.00
Plus Proceeds of Maturities/Calls/Principal Payments	2,000,000.00
Plus Coupons/Dividends Received	50,478.82
Less Cost of New Purchases	(1,995,671.42)
Less Beginning Amortized Value of Securities	(52,720,370.96)
Less Beginning Accrued Interest	(186,161.29)
<b>Total Accrual Basis Earnings</b>	<b>\$54,525.99</b>







## Managed Account Issuer Summary

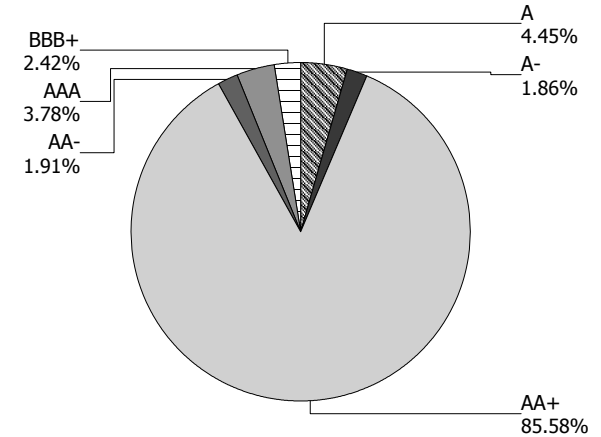
For the Month Ending **August 31, 2016**

CITY OF PASO ROBLES INVESTMENT PORTFOLIO - 69330010

### Issuer Summary

Issuer	Market Value of Holdings	Percent
APPLE INC	2,015,078.00	3.80
BANK OF NEW YORK CO INC	1,013,373.91	1.91
FANNIE MAE	13,089,867.73	24.70
FEDERAL HOME LOAN BANKS	4,231,103.43	7.98
FREDDIE MAC	13,412,022.20	25.31
GENERAL ELECTRIC CO	953,042.09	1.80
IBM CORP	1,010,779.71	1.91
JP MORGAN CHASE & CO	987,724.36	1.86
MICROSOFT CORP	2,000,708.00	3.78
MORGAN STANLEY	1,283,194.50	2.42
UNITED STATES TREASURY	11,654,229.68	21.99
WELLS FARGO & COMPANY	1,346,919.00	2.54
<b>Total</b>	<b>\$52,998,042.61</b>	<b>100.00%</b>

### Credit Quality (S&P Ratings)





**Managed Account Detail of Securities Held**

For the Month Ending **August 31, 2016**

**CITY OF PASO ROBLES INVESTMENT PORTFOLIO - 69330010**

<b>Security Type/Description Dated Date/Coupon/Maturity</b>	<b>CUSIP</b>	<b>Par</b>	<b>S&amp;P Rating</b>	<b>Moody's Rating</b>	<b>Trade Date</b>	<b>Settle Date</b>	<b>Original Cost</b>	<b>YTM at Cost</b>	<b>Accrued Interest</b>	<b>Amortized Cost</b>	<b>Market Value</b>
<b>U.S. Treasury Bond / Note</b>											
US TREASURY NOTES DTD 10/31/2013 1.250% 10/31/2018	912828WD8	1,000,000.00	AA+	Aaa	11/04/15	11/09/15	1,002,578.13	1.16	4,211.96	1,001,883.46	1,008,789.00
US TREASURY NOTES DTD 10/31/2013 1.250% 10/31/2018	912828WD8	1,995,000.00	AA+	Aaa	11/02/15	11/04/15	2,004,819.14	1.08	8,402.85	2,002,136.93	2,012,534.06
US TREASURY NOTES DTD 06/30/2014 1.625% 06/30/2019	912828WS5	1,500,000.00	AA+	Aaa	12/01/15	12/03/15	1,514,121.09	1.35	4,172.89	1,511,229.08	1,530,175.50
US TREASURY NOTES DTD 01/31/2013 1.375% 01/31/2020	912828UL2	990,000.00	AA+	Aaa	01/25/16	01/28/16	991,469.53	1.34	1,183.70	991,256.50	1,002,066.12
US TREASURY NOTES DTD 10/31/2013 1.750% 10/31/2020	912828WC0	1,000,000.00	AA+	Aaa	11/02/15	11/03/15	1,007,500.00	1.59	5,896.74	1,006,295.47	1,024,883.00
US TREASURY NOTES DTD 10/31/2013 1.750% 10/31/2020	912828WC0	2,000,000.00	AA+	Aaa	11/04/15	11/09/15	2,007,109.38	1.68	11,793.48	2,005,990.92	2,049,766.00
US TREASURY NOTES DTD 05/02/2016 1.375% 04/30/2021	912828O78	3,000,000.00	AA+	Aaa	07/08/16	07/11/16	3,053,906.25	0.99	13,899.46	3,052,361.07	3,026,016.00
<b>Security Type Sub-Total</b>		<b>11,485,000.00</b>					<b>11,581,503.52</b>	<b>1.27</b>	<b>49,561.08</b>	<b>11,571,153.43</b>	<b>11,654,229.68</b>
<b>Federal Agency Bond / Note</b>											
FHLMC NOTES (CALLABLE) DTD 11/27/2012 0.900% 11/27/2017	3134G3Y38	2,000,000.00	AA+	Aaa	11/27/12	11/27/12	2,000,000.00	0.90	4,700.00	2,000,000.00	1,996,996.00
FREDDIE MAC (CALLABLE) GLOBAL NOTES DTD 12/28/2012 0.900% 12/28/2017	3134G32Y5	2,000,000.00	AA+	Aaa	12/28/12	12/28/12	2,000,000.00	0.90	3,150.00	2,000,000.00	2,000,086.00
FHLB NOTES DTD 02/18/2016 0.875% 03/19/2018	3130A7CX1	695,000.00	AA+	Aaa	08/23/16	08/25/16	695,625.50	0.82	2,736.56	695,619.06	695,259.93
FNMA NOTE DTD 03/04/2016 0.875% 03/28/2018	3135G0J61	1,000,000.00	AA+	Aaa	03/04/16	03/08/16	998,350.00	0.96	3,718.75	998,732.22	1,000,648.00
FHLMC REFERENCE NOTE DTD 04/07/2016 0.750% 04/09/2018	3137EAEA3	3,000,000.00	AA+	Aaa	04/06/16	04/07/16	2,995,290.00	0.83	9,000.00	2,996,223.72	2,994,351.00
FEDERAL HOME LOAN BANKS AGCY DTD 05/27/2016 0.875% 06/29/2018	3130A8BD4	650,000.00	AA+	Aaa	06/15/16	06/16/16	651,404.00	0.77	979.51	651,260.95	650,076.70



**Managed Account Detail of Securities Held**

For the Month Ending **August 31, 2016**

**CITY OF PASO ROBLES INVESTMENT PORTFOLIO - 69330010**

<b>Security Type/Description Dated Date/Coupon/Maturity</b>	<b>CUSIP</b>	<b>Par</b>	<b>S&amp;P Rating</b>	<b>Moody's Rating</b>	<b>Trade Date</b>	<b>Settle Date</b>	<b>Original Cost</b>	<b>YTM at Cost</b>	<b>Accrued Interest</b>	<b>Amortized Cost</b>	<b>Market Value</b>
<b>Federal Agency Bond / Note</b>											
FHLB NOTES DTD 07/08/2016 0.625% 08/07/2018	3130A8PK3	2,900,000.00	AA+	Aaa	07/08/16	07/11/16	2,892,199.00	0.76	1,208.33	2,892,716.56	2,885,766.80
FNMA BENCHMARK NOTE DTD 01/08/2016 1.375% 01/28/2019	3135G0H63	990,000.00	AA+	Aaa	01/25/16	01/28/16	995,692.50	1.18	1,247.81	994,585.23	1,000,051.47
FANNIE MAE BENCHMARK NOTE DTD 01/13/2014 1.875% 02/19/2019	3135G0ZA4	1,930,000.00	AA+	Aaa	02/16/16	02/18/16	1,978,443.00	1.02	1,206.25	1,969,901.59	1,972,907.76
FREDDIE MAC NOTES DTD 03/21/2016 1.125% 04/15/2019	3137EADZ9	1,990,000.00	AA+	Aaa	04/18/16	04/19/16	1,998,198.80	0.98	9,950.00	1,997,210.19	1,997,800.80
FREDDIE MAC NOTES DTD 03/21/2016 1.125% 04/15/2019	3137EADZ9	2,900,000.00	AA+	Aaa	07/08/16	07/11/16	2,924,157.00	0.82	14,500.00	2,922,960.49	2,911,368.00
FREDDIE MAC NOTES DTD 04/16/2012 1.750% 05/30/2019	3137EADG1	1,480,000.00	AA+	Aaa	12/21/15	12/23/15	1,493,852.80	1.47	6,546.94	1,491,133.52	1,511,420.40
FNMA BENCHMARK NOTE DTD 08/02/2016 0.875% 08/02/2019	3135G0N33	1,500,000.00	AA+	Aaa	07/29/16	08/02/16	1,497,480.00	0.93	1,057.29	1,497,546.89	1,492,063.50
FNMA BENCHMARK NOTE DTD 11/07/2014 1.750% 11/26/2019	3135G0ZY2	3,000,000.00	AA+	Aaa	11/04/15	11/09/15	3,025,140.00	1.54	13,854.17	3,020,229.60	3,064,743.00
FNMA BENCHMARK NOTES DTD 04/27/2015 1.500% 06/22/2020	3135G0D75	1,500,000.00	AA+	Aaa	12/21/15	12/23/15	1,487,115.00	1.70	4,312.50	1,489,027.34	1,519,818.00
FNMA BENCHMARK NOTES DTD 04/27/2015 1.500% 06/22/2020	3135G0D75	3,000,000.00	AA+	Aaa	12/01/15	12/03/15	2,973,870.00	1.70	8,625.00	2,978,016.51	3,039,636.00
<b>Security Type Sub-Total</b>		<b>30,535,000.00</b>					<b>30,606,817.60</b>	<b>1.10</b>	<b>86,793.11</b>	<b>30,595,163.87</b>	<b>30,732,993.36</b>
<b>Corporate Note</b>											
JPMORGAN CHASE & CO GLOBAL NOTES DTD 08/20/2012 2.000% 08/15/2017	48126EAA5	980,000.00	A-	A3	02/09/16	02/12/16	985,252.80	1.64	871.11	983,342.57	987,724.36
GENERAL ELEC CAP CORP GLOBAL SR MTN DTD 09/24/2007 5.625% 09/15/2017	36962G3H5	910,000.00	AA+	A1	02/09/16	02/12/16	975,401.70	1.06	23,603.13	952,815.25	953,042.09



**Managed Account Detail of Securities Held**

For the Month Ending **August 31, 2016**

**CITY OF PASO ROBLES INVESTMENT PORTFOLIO - 69330010**

<b>Security Type/Description</b> <b>Dated Date/Coupon/Maturity</b>	<b>CUSIP</b>	<b>Par</b>	<b>S&amp;P Rating</b>	<b>Moody's Rating</b>	<b>Trade Date</b>	<b>Settle Date</b>	<b>Original Cost</b>	<b>YTM at Cost</b>	<b>Accrued Interest</b>	<b>Amortized Cost</b>	<b>Market Value</b>
<b>Corporate Note</b>											
MICROSOFT CORP NOTES DTD 11/07/2012 0.875% 11/15/2017	594918AP9	2,000,000.00	AAA	Aaa	02/14/13	02/14/13	1,988,400.00	1.00	5,152.78	1,997,007.52	2,000,708.00
IBM CORP NOTES DTD 02/19/2016 1.800% 05/17/2019	459200JE2	995,000.00	AA-	Aa3	02/29/16	03/03/16	997,407.90	1.72	9,552.00	997,061.13	1,010,779.71
APPLE INC DTD 02/09/2015 1.550% 02/07/2020	037833AX8	2,000,000.00	AA+	Aa1	05/28/15	05/28/15	1,973,138.00	1.85	1,894.44	1,980,130.56	2,015,078.00
BONY MELLON CORP NOTE (CALLABLE) DTD 11/27/2015 2.450% 11/27/2020	06406HDF3	985,000.00	A	A1	02/29/16	03/03/16	991,599.50	2.30	6,301.26	990,946.01	1,013,373.91
WELLS FARGO CORP NOTES DTD 03/04/2016 2.500% 03/04/2021	949746RS2	1,315,000.00	A	A2	06/15/16	06/20/16	1,341,931.20	2.04	16,163.54	1,340,871.85	1,346,919.00
MORGAN STANLEY CORP NOTES DTD 04/21/2016 2.500% 04/21/2021	61746BEA0	1,265,000.00	BBB+	A3	08/23/16	08/25/16	1,286,517.65	2.11	11,420.14	1,286,446.06	1,283,194.50
<b>Security Type Sub-Total</b>		<b>10,450,000.00</b>					<b>10,539,648.75</b>	<b>1.69</b>	<b>74,958.40</b>	<b>10,528,620.95</b>	<b>10,610,819.57</b>
<b>Managed Account Sub-Total</b>		<b>52,470,000.00</b>					<b>52,727,969.87</b>	<b>1.26</b>	<b>211,312.59</b>	<b>52,694,938.25</b>	<b>52,998,042.61</b>
<b>Securities Sub-Total</b>		<b>\$52,470,000.00</b>					<b>\$52,727,969.87</b>	<b>1.26%</b>	<b>\$211,312.59</b>	<b>\$52,694,938.25</b>	<b>\$52,998,042.61</b>
<b>Accrued Interest</b>											<b>\$211,312.59</b>
<b>Total Investments</b>											<b>\$53,209,355.20</b>



## Managed Account Fair Market Value & Analytics

For the Month Ending **August 31, 2016**

### CITY OF PASO ROBLES INVESTMENT PORTFOLIO - 69330010

Security Type/Description Dated Date/Coupon/Maturity	CUSIP	Par	Broker	Next Call Date	Market Price	Market Value	Unreal G/L On Cost	Unreal G/L Amort Cost	Effective Duration	Duration to Worst at Mkt	YTM
<b>U.S. Treasury Bond / Note</b>											
US TREASURY NOTES DTD 10/31/2013 1.250% 10/31/2018	912828WD8	1,000,000.00	CITIGRP		100.88	1,008,789.00	6,210.87	6,905.54	2.13	2.13	0.84
US TREASURY NOTES DTD 10/31/2013 1.250% 10/31/2018	912828WD8	1,995,000.00	MORGANST		100.88	2,012,534.06	7,714.92	10,397.13	2.13	2.13	0.84
US TREASURY NOTES DTD 06/30/2014 1.625% 06/30/2019	912828WS5	1,500,000.00	GOLDMAN		102.01	1,530,175.50	16,054.41	18,946.42	2.76	2.76	0.90
US TREASURY NOTES DTD 01/31/2013 1.375% 01/31/2020	912828UL2	990,000.00	MORGANST		101.22	1,002,066.12	10,596.59	10,809.62	3.33	3.33	1.01
US TREASURY NOTES DTD 10/31/2013 1.750% 10/31/2020	912828WC0	1,000,000.00	CITIGRP		102.49	1,024,883.00	17,383.00	18,587.53	3.99	3.99	1.14
US TREASURY NOTES DTD 10/31/2013 1.750% 10/31/2020	912828WC0	2,000,000.00	MORGANST		102.49	2,049,766.00	42,656.62	43,775.08	3.99	3.99	1.14
US TREASURY NOTES DTD 05/02/2016 1.375% 04/30/2021	912828Q78	3,000,000.00	MERRILL		100.87	3,026,016.00	(27,890.25)	(26,345.07)	4.49	4.49	1.18
<b>Security Type Sub-Total</b>		<b>11,485,000.00</b>				<b>11,654,229.68</b>	<b>72,726.16</b>	<b>83,076.25</b>	<b>3.42</b>	<b>3.42</b>	<b>1.03</b>
<b>Federal Agency Bond / Note</b>											
FHLMC NOTES (CALLABLE) DTD 11/27/2012 0.900% 11/27/2017	3134G3Y38	2,000,000.00	NEW ACCT	11/27/16	99.85	1,996,996.00	(3,004.00)	(3,004.00)	0.94	1.23	1.02
FREDDIE MAC (CALLABLE) GLOBAL NOTES DTD 12/28/2012 0.900% 12/28/2017	3134G32Y5	2,000,000.00	NEW ACCT	09/28/16	100.00	2,000,086.00	86.00	86.00	0.49	0.08	0.90
FHLB NOTES DTD 02/18/2016 0.875% 03/19/2018	3130A7CX1	695,000.00	NOMURA		100.04	695,259.93	(365.57)	(359.13)	1.53	1.53	0.85
FNMA NOTE DTD 03/04/2016 0.875% 03/28/2018	3135G0J61	1,000,000.00	JPMCHASE		100.06	1,000,648.00	2,298.00	1,915.78	1.56	1.56	0.83
FHLMC REFERENCE NOTE DTD 04/07/2016 0.750% 04/09/2018	3137EAEA3	3,000,000.00	NOMURA		99.81	2,994,351.00	(939.00)	(1,872.72)	1.59	1.59	0.87
FEDERAL HOME LOAN BANKS AGCY DTD 05/27/2016 0.875% 06/29/2018	3130A8BD4	650,000.00	WELLSFAR		100.01	650,076.70	(1,327.30)	(1,184.25)	1.81	1.81	0.87
FHLB NOTES DTD 07/08/2016 0.625% 08/07/2018	3130A8PK3	2,900,000.00	TD SEC U		99.51	2,885,766.80	(6,432.20)	(6,949.76)	1.92	1.92	0.88
FNMA BENCHMARK NOTE DTD 01/08/2016 1.375% 01/28/2019	3135G0H63	990,000.00	MORGANST		101.02	1,000,051.47	4,358.97	5,466.24	2.36	2.36	0.95



**Managed Account Fair Market Value & Analytics**

For the Month Ending **August 31, 2016**

**CITY OF PASO ROBLES INVESTMENT PORTFOLIO - 69330010**

<b>Security Type/Description</b>	<b>Dated Date/Coupon/Maturity</b>	<b>CUSIP</b>	<b>Par</b>	<b>Broker</b>	<b>Next Call Date</b>	<b>Market Price</b>	<b>Market Value</b>	<b>Unreal G/L On Cost</b>	<b>Unreal G/L Amort Cost</b>	<b>Effective Duration</b>	<b>Duration to Worst at Mkt</b>	<b>YTM</b>
<b>Federal Agency Bond / Note</b>												
FANNIE MAE BENCHMARK NOTE	DTD 01/13/2014 1.875% 02/19/2019	3135G0ZA4	1,930,000.00	MERRILL		102.22	1,972,907.76	(5,535.24)	3,006.17	2.41	2.41	0.96
FREDDIE MAC NOTES	DTD 03/21/2016 1.125% 04/15/2019	3137EADZ9	1,990,000.00	TD SEC U		100.39	1,997,800.80	(398.00)	590.61	2.57	2.57	0.97
FREDDIE MAC NOTES	DTD 03/21/2016 1.125% 04/15/2019	3137EADZ9	2,900,000.00	TD SEC U		100.39	2,911,368.00	(12,789.00)	(11,592.49)	2.57	2.57	0.97
FREDDIE MAC NOTES	DTD 04/16/2012 1.750% 05/30/2019	3137EADG1	1,480,000.00	MERRILL		102.12	1,511,420.40	17,567.60	20,286.88	2.67	2.67	0.97
FNMA BENCHMARK NOTE	DTD 08/02/2016 0.875% 08/02/2019	3135G0N33	1,500,000.00	GOLDMAN		99.47	1,492,063.50	(5,416.50)	(5,483.39)	2.87	2.87	1.06
FNMA BENCHMARK NOTE	DTD 11/07/2014 1.750% 11/26/2019	3135G0ZY2	3,000,000.00	GOLDMAN		102.16	3,064,743.00	39,603.00	44,513.40	3.13	3.13	1.07
FNMA BENCHMARK NOTES	DTD 04/27/2015 1.500% 06/22/2020	3135G0D75	1,500,000.00	NOMURA		101.32	1,519,818.00	32,703.00	30,790.66	3.69	3.69	1.14
FNMA BENCHMARK NOTES	DTD 04/27/2015 1.500% 06/22/2020	3135G0D75	3,000,000.00	NOMURA		101.32	3,039,636.00	65,766.00	61,619.49	3.69	3.69	1.14
<b>Security Type Sub-Total</b>			<b>30,535,000.00</b>				<b>30,732,993.36</b>	<b>126,175.76</b>	<b>137,829.49</b>	<b>2.32</b>	<b>2.31</b>	<b>0.98</b>
<b>Corporate Note</b>												
JPMORGAN CHASE & CO GLOBAL NOTES	DTD 08/20/2012 2.000% 08/15/2017	48126EAA5	980,000.00	GOLDMAN		100.79	987,724.36	2,471.56	4,381.79	0.95	0.95	1.17
GENERAL ELEC CAP CORP GLOBAL SR MTN	DTD 09/24/2007 5.625% 09/15/2017	36962G3H5	910,000.00	KEYBAN		104.73	953,042.09	(22,359.61)	226.84	0.99	0.99	1.04
MICROSOFT CORP NOTES	DTD 11/07/2012 0.875% 11/15/2017	594918AP9	2,000,000.00	NEW ACCT		100.04	2,000,708.00	12,308.00	3,700.48	1.18	1.19	0.85
IBM CORP NOTES	DTD 02/19/2016 1.800% 05/17/2019	459200JE2	995,000.00	JPMCHASE		101.59	1,010,779.71	13,371.81	13,718.58	2.62	2.62	1.20
APPLE INC	DTD 02/09/2015 1.550% 02/07/2020	037833AX8	2,000,000.00	NEW ACCT		100.75	2,015,078.00	41,940.00	34,947.44	3.33	3.33	1.32
BONY MELLON CORP NOTE (CALLABLE)	DTD 11/27/2015 2.450% 11/27/2020	06406HDF3	985,000.00	1ST TENN	10/27/20	102.88	1,013,373.91	21,774.41	22,427.90	3.98	3.92	1.74
WELLS FARGO CORP NOTES	DTD 03/04/2016 2.500% 03/04/2021	949746RS2	1,315,000.00	WELLSFAR		102.43	1,346,919.00	4,987.80	6,047.15	4.20	4.20	1.94



**Managed Account Fair Market Value & Analytics**

For the Month Ending **August 31, 2016**

**CITY OF PASO ROBLES INVESTMENT PORTFOLIO - 69330010**

<b>Security Type/Description</b> <b>Dated Date/Coupon/Maturity</b>	<b>CUSIP</b>	<b>Par</b>	<b>Broker</b>	<b>Next Call Date</b>	<b>Market Price</b>	<b>Market Value</b>	<b>Unreal G/L On Cost</b>	<b>Unreal G/L Amort Cost</b>	<b>Effective Duration</b>	<b>Duration to Worst at Mkt</b>	<b>YTM</b>
<b>Corporate Note</b>											
MORGAN STANLEY CORP NOTES DTD 04/21/2016 2.500% 04/21/2021	61746BEA0	1,265,000.00	JPMCHASE		101.44	1,283,194.50	(3,323.15)	(3,251.56)	4.33	4.33	2.17
<b>Security Type Sub-Total</b>		<b>10,450,000.00</b>				<b>10,610,819.57</b>	<b>71,170.82</b>	<b>82,198.62</b>	<b>2.72</b>	<b>2.72</b>	<b>1.40</b>
<b>Managed Account Sub-Total</b>		<b>52,470,000.00</b>				<b>52,998,042.61</b>	<b>270,072.74</b>	<b>303,104.36</b>	<b>2.64</b>	<b>2.64</b>	<b>1.08</b>
<b>Securities Sub-Total</b>		<b>\$52,470,000.00</b>				<b>\$52,998,042.61</b>	<b>\$270,072.74</b>	<b>\$303,104.36</b>	<b>2.64</b>	<b>2.64</b>	<b>1.08%</b>
<b>Accrued Interest</b>						<b>\$211,312.59</b>					
<b>Total Investments</b>						<b>\$53,209,355.20</b>					



## Managed Account Security Transactions & Interest

For the Month Ending **August 31, 2016**

### CITY OF PASO ROBLES INVESTMENT PORTFOLIO - 69330010

Transaction Type		Security Description	CUSIP	Par	Principal Proceeds	Accrued Interest	Total	Realized G/L Cost	Realized G/L Amort Cost	Sale Method
Trade	Settle									
<b>BUY</b>										
07/29/16	08/02/16	FNMA BENCHMARK NOTE DTD 08/02/2016 0.875% 08/02/2019	3135G0N33	1,500,000.00	(1,497,480.00)	0.00	(1,497,480.00)			
08/23/16	08/25/16	MORGAN STANLEY CORP NOTES DTD 04/21/2016 2.500% 04/21/2021	61746BEA0	1,265,000.00	(1,286,517.65)	(10,893.06)	(1,297,410.71)			
08/23/16	08/25/16	FHLB NOTES DTD 02/18/2016 0.875% 03/19/2018	3130A7CX1	695,000.00	(695,625.50)	(2,635.21)	(698,260.71)			
<b>Transaction Type Sub-Total</b>				<b>3,460,000.00</b>	<b>(3,479,623.15)</b>	<b>(13,528.27)</b>	<b>(3,493,151.42)</b>			
<b>INTEREST</b>										
08/07/16	08/07/16	FHLB NOTES DTD 07/08/2016 0.625% 08/07/2018	3130A8PK3	2,900,000.00	0.00	1,460.07	1,460.07			
08/09/16	08/09/16	APPLE INC DTD 02/09/2015 1.550% 02/07/2020	037833AX8	2,000,000.00	0.00	15,500.00	15,500.00			
08/15/16	08/15/16	JPMORGAN CHASE & CO GLOBAL NOTES DTD 08/20/2012 2.000% 08/15/2017	48126EAA5	980,000.00	0.00	9,800.00	9,800.00			
08/19/16	08/19/16	FANNIE MAE BENCHMARK NOTE DTD 01/13/2014 1.875% 02/19/2019	3135G0ZA4	1,930,000.00	0.00	18,093.75	18,093.75			
08/25/16	08/25/16	FHLMC NOTES (CALLED, OMD 05/25/2018) DTD 05/30/2013 1.125% 08/25/2016	3134G45D6	2,000,000.00	0.00	5,625.00	5,625.00			
<b>Transaction Type Sub-Total</b>				<b>9,810,000.00</b>	<b>0.00</b>	<b>50,478.82</b>	<b>50,478.82</b>			
<b>MATURITY</b>										
08/25/16	08/25/16	FHLMC NOTES (CALLED, OMD 05/25/2018) DTD 05/30/2013 1.125% 08/25/2016	3134G45D6	2,000,000.00	2,000,000.00	0.00	2,000,000.00	0.00	0.00	
<b>Transaction Type Sub-Total</b>				<b>2,000,000.00</b>	<b>2,000,000.00</b>	<b>0.00</b>	<b>2,000,000.00</b>	<b>0.00</b>	<b>0.00</b>	
<b>SELL</b>										
07/29/16	08/02/16	US TREASURY NOTES DTD 06/30/2014 1.625% 06/30/2019	912828WS5	1,500,000.00	1,536,328.13	2,185.80	1,538,513.93	22,207.03	24,781.22	SPEC LOT





### Managed Account Security Transactions & Interest

For the Month Ending **August 31, 2016**

#### CITY OF PASO ROBLES INVESTMENT PORTFOLIO - 69330010

Transaction Type		Security Description	CUSIP	Par	Principal Proceeds	Accrued Interest	Total	Realized G/L Cost	Realized G/L Amort Cost	Sale Method
Trade	Settle									
<b>Transaction Type Sub-Total</b>				<b>1,500,000.00</b>	<b>1,536,328.13</b>	<b>2,185.80</b>	<b>1,538,513.93</b>	<b>22,207.03</b>	<b>24,781.22</b>	
<b>Managed Account Sub-Total</b>					<b>56,704.98</b>	<b>39,136.35</b>	<b>95,841.33</b>	<b>22,207.03</b>	<b>24,781.22</b>	
<b>Total Security Transactions</b>					<b>\$56,704.98</b>	<b>\$39,136.35</b>	<b>\$95,841.33</b>	<b>\$22,207.03</b>	<b>\$24,781.22</b>	



## Managed Account Summary Statement

For the Month Ending **August 31, 2016**

**CITY OF PASO ROBLES SHORT TERM FUNDS - 69330020**

### Transaction Summary - Managed Account

<b>Opening Market Value</b>	<b>\$1,996,633.00</b>
Maturities/Calls	(1,000,000.00)
Principal Dispositions	0.00
Principal Acquisitions	993,950.00
Unsettled Trades	0.00
Change in Current Value	1,458.00
<b>Closing Market Value</b>	<b>\$1,992,041.00</b>

### Cash Transactions Summary - Managed Account

Maturities/Calls	1,000,000.00
Sale Proceeds	0.00
Coupon/Interest/Dividend Income	0.00
Principal Payments	0.00
Security Purchases	(993,950.00)
Net Cash Contribution	(6,050.00)
Reconciling Transactions	0.00

### Earnings Reconciliation (Cash Basis) - Managed Account

Interest/Dividends/Coupons Received	0.00
Less Purchased Interest Related to Interest/Coupons	0.00
Plus Net Realized Gains/Losses	4,250.00
<b>Total Cash Basis Earnings</b>	<b>\$4,250.00</b>

### Cash Balance

<b>Closing Cash Balance</b>	<b>\$0.00</b>
-----------------------------	---------------

### Earnings Reconciliation (Accrual Basis)

	<b>Total</b>
Ending Amortized Value of Securities	1,991,858.61
Ending Accrued Interest	0.00
Plus Proceeds from Sales	0.00
Plus Proceeds of Maturities/Calls/Principal Payments	1,000,000.00
Plus Coupons/Dividends Received	0.00
Less Cost of New Purchases	(993,950.00)
Less Beginning Amortized Value of Securities	(1,996,415.28)
Less Beginning Accrued Interest	0.00
<b>Total Accrual Basis Earnings</b>	<b>\$1,493.33</b>



## Portfolio Summary and Statistics

For the Month Ending **August 31, 2016**


**CITY OF PASO ROBLES SHORT TERM FUNDS - 69330020**

### Account Summary

Description	Par Value	Market Value	Percent
Commercial Paper	2,000,000.00	1,992,041.00	100.00
<b>Managed Account Sub-Total</b>	<b>2,000,000.00</b>	<b>1,992,041.00</b>	<b>100.00%</b>
Accrued Interest		0.00	
<b>Total Portfolio</b>	<b>2,000,000.00</b>	<b>1,992,041.00</b>	

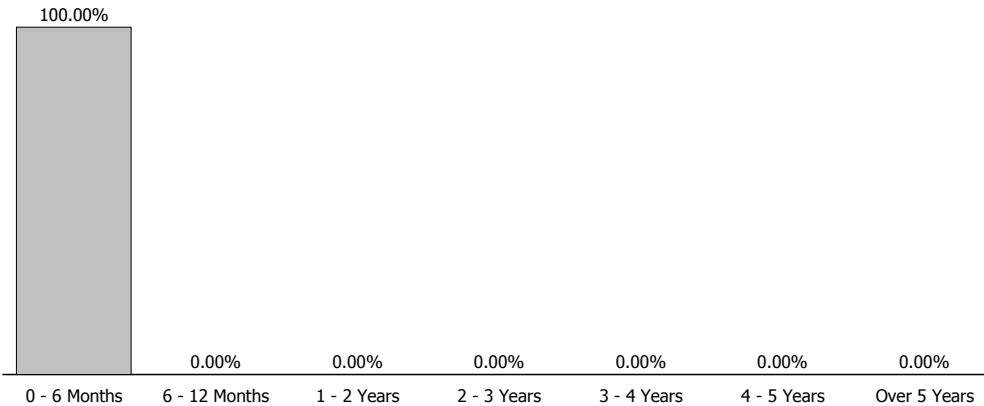
**Unsettled Trades** **0.00** **0.00**

### Sector Allocation



Commercial Paper  
100.00%

### Maturity Distribution



### Characteristics

Yield to Maturity at Cost	1.06%
Yield to Maturity at Market	1.01%
Duration to Worst	0.36
Weighted Average Days to Maturity	133



### Managed Account Issuer Summary


For the Month Ending **August 31, 2016**

CITY OF PASO ROBLES SHORT TERM FUNDS - 69330020

#### Issuer Summary

Issuer	Market Value of Holdings	Percent
BNP PARIBAS	998,041.00	50.10
MITSUBISHI UFJ FINANCIAL GROUP INC	994,000.00	49.90
<b>Total</b>	<b>\$1,992,041.00</b>	<b>100.00%</b>

#### Credit Quality (S&P Ratings)





**Managed Account Detail of Securities Held**

For the Month Ending **August 31, 2016**

**CITY OF PASO ROBLES SHORT TERM FUNDS - 69330020**

<b>Security Type/Description</b> <b>Dated Date/Coupon/Maturity</b>	<b>CUSIP</b>	<b>Par</b>	<b>S&amp;P Rating</b>	<b>Moody's Rating</b>	<b>Trade Date</b>	<b>Settle Date</b>	<b>Original Cost</b>	<b>YTM at Cost</b>	<b>Accrued Interest</b>	<b>Amortized Cost</b>	<b>Market Value</b>
<b>Commercial Paper</b>											
BNP PARIBAS NY BRANCH COMM PAPER -- 0.000% 11/25/2016	09659BLR9	1,000,000.00	A-1	P-1	02/29/16	03/03/16	993,325.00	0.91	0.00	997,875.00	998,041.00
BANK OF TOKYO MITSUBISHI COMM PAPER -- 0.000% 02/27/2017	06538BPT4	1,000,000.00	A-1	P-1	08/30/16	08/31/16	993,950.00	1.22	0.00	993,983.61	994,000.00
<b>Security Type Sub-Total</b>		<b>2,000,000.00</b>					<b>1,987,275.00</b>	<b>1.06</b>	<b>0.00</b>	<b>1,991,858.61</b>	<b>1,992,041.00</b>
<b>Managed Account Sub-Total</b>		<b>2,000,000.00</b>					<b>1,987,275.00</b>	<b>1.06</b>	<b>0.00</b>	<b>1,991,858.61</b>	<b>1,992,041.00</b>
<b>Securities Sub-Total</b>		<b>\$2,000,000.00</b>					<b>\$1,987,275.00</b>	<b>1.06%</b>	<b>\$0.00</b>	<b>\$1,991,858.61</b>	<b>\$1,992,041.00</b>
<b>Accrued Interest</b>											<b>\$0.00</b>
<b>Total Investments</b>											<b>\$1,992,041.00</b>



**Managed Account Fair Market Value & Analytics**

For the Month Ending **August 31, 2016**

**CITY OF PASO ROBLES SHORT TERM FUNDS - 69330020**

<b>Security Type/Description</b>	<b>Dated Date/Coupon/Maturity</b>	<b>CUSIP</b>	<b>Par</b>	<b>Broker</b>	<b>Next Call Date</b>	<b>Market Price</b>	<b>Market Value</b>	<b>Unreal G/L On Cost</b>	<b>Unreal G/L Amort Cost</b>	<b>Effective Duration</b>	<b>Duration to Worst at Mkt</b>	<b>YTM</b>
<b>Commercial Paper</b>												
BNP PARIBAS NY BRANCH COMM PAPER	-- 0.000% 11/25/2016	09659BLR9	1,000,000.00	BNP PARI		99.80	998,041.00	4,716.00	166.00	0.23	0.23	0.82
BANK OF TOKYO MITSUBISHI COMM PAPER	-- 0.000% 02/27/2017	06538BPT4	1,000,000.00	BTM_DIR		99.40	994,000.00	50.00	16.39	0.49	0.49	1.21
<b>Security Type Sub-Total</b>			<b>2,000,000.00</b>				<b>1,992,041.00</b>	<b>4,766.00</b>	<b>182.39</b>	<b>0.36</b>	<b>0.36</b>	<b>1.01</b>
<b>Managed Account Sub-Total</b>			<b>2,000,000.00</b>				<b>1,992,041.00</b>	<b>4,766.00</b>	<b>182.39</b>	<b>0.36</b>	<b>0.36</b>	<b>1.01</b>
<b>Securities Sub-Total</b>			<b>\$2,000,000.00</b>				<b>\$1,992,041.00</b>	<b>\$4,766.00</b>	<b>\$182.39</b>	<b>0.36</b>	<b>0.36</b>	<b>1.01%</b>
<b>Accrued Interest</b>							<b>\$0.00</b>					
<b>Total Investments</b>							<b>\$1,992,041.00</b>					



**Managed Account Security Transactions & Interest**

For the Month Ending **August 31, 2016**

**CITY OF PASO ROBLES SHORT TERM FUNDS - 69330020**

Transaction Type		Security Description	CUSIP	Par	Principal Proceeds	Accrued Interest	Total	Realized G/L Cost	Realized G/L Amort Cost	Sale Method
Trade	Settle									
<b>BUY</b>										
08/30/16	08/31/16	BANK OF TOKYO MITSUBISHI COMM PAPER -- 0.000% 02/27/2017	06538BPT4	1,000,000.00	(993,950.00)	0.00	(993,950.00)			
<b>Transaction Type Sub-Total</b>				<b>1,000,000.00</b>	<b>(993,950.00)</b>	<b>0.00</b>	<b>(993,950.00)</b>			
<b>MATURITY</b>										
08/30/16	08/30/16	BANK OF TOKYO MITSUBISHI COMM PAPER -- 0.000% 08/30/2016	06538BHW6	1,000,000.00	1,000,000.00	0.00	1,000,000.00	4,250.00	0.00	
<b>Transaction Type Sub-Total</b>				<b>1,000,000.00</b>	<b>1,000,000.00</b>	<b>0.00</b>	<b>1,000,000.00</b>	<b>4,250.00</b>	<b>0.00</b>	
<b>Managed Account Sub-Total</b>					<b>6,050.00</b>	<b>0.00</b>	<b>6,050.00</b>	<b>4,250.00</b>	<b>0.00</b>	
<b>Total Security Transactions</b>					<b>\$6,050.00</b>	<b>\$0.00</b>	<b>\$6,050.00</b>	<b>\$4,250.00</b>	<b>\$0.00</b>	



**PasoCopt2017**  
**Maturing Investments**  
**Sorted by Fund**  
**August 31, 2016 - December 31, 9999**

City of Paso Robles  
 821 Pine Street, Suite A  
 Paso Robles, CA Paso Robles,  
 (805)237-3999

Maturity Date	CUSIP	Investment #	Fund	Security Type	Issuer	Dealer	Dealer's Phone Number	Maturity Par Value	Stated Rate	Comments
09/13/2016	SYS10878	10878	100	BCD	Community Valley Bank			250,000.00	1.200	
09/26/2016	SYS10848	10848	100	BCD	Habib American Bank			250,000.00	1.240	
<b>September 2016 Subtotal</b>								<b>500,000.00</b>		
11/05/2016	SYS10864	10864	100	BCD	One United Bank			250,000.00	0.800	
11/19/2016	SYS10882	10882	100	BCD	First General Bank			249,000.00	0.850	
11/21/2016	SYS10889	10889	100	BCD	Premier Business Bank			249,000.00	0.900	
11/25/2016	09659BLR9	10923	100	ACP	BNP Paribas NY	PFM		1,000,000.00	0.900	
<b>November 2016 Subtotal</b>								<b>1,748,000.00</b>		
01/15/2017	SYS10890	10890	100	BCD	Mission National Bank			249,000.00	0.750	
01/26/2017	SYS10868	10868	100	BCD	Saigon Natl Bank			249,000.00	1.050	
<b>January 2017 Subtotal</b>								<b>498,000.00</b>		
02/02/2017	SYS10869	10869	100	BCD	Sterling Bank & Trust			249,000.00	0.900	
02/13/2017	SYS10940	10940	100	BCD	Community West Bank			250,000.00	0.840	
02/15/2017	48126EAA5	10915	100	MTN	JPMorgan Chase	PFM		980,000.00	2.000	
02/27/2017	06538BPT4	10944	100	ACP	Bank of Tokoyo Mitsubishi	PFM		1,000,000.00	1.210	
<b>February 2017 Subtotal</b>								<b>2,479,000.00</b>		
03/19/2017	SYS10877	10877	100	BCD	California Business Bank			249,000.00	0.900	
<b>March 2017 Subtotal</b>								<b>249,000.00</b>		
07/21/2017	SYS10893	10893	100	BCD	Asian Pacific National Bank			249,000.00	0.850	
07/21/2017	SYS10891	10891	100	BCD	Pacific Enterprise Bank			250,000.00	1.010	
<b>July 2017 Subtotal</b>								<b>499,000.00</b>		
09/15/2017	36962G3H5	10916	100	MTN	General Electric Capital Corp	PFM		910,000.00	5.625	
<b>September 2017 Subtotal</b>								<b>910,000.00</b>		
10/27/2017	SYS10939	10939	100	BCD	One West Bank			250,000.00	1.200	
<b>October 2017 Subtotal</b>								<b>250,000.00</b>		
11/02/2017	SYS10895	10895	100	BCD	Pacific Alliance Bank			250,000.00	1.200	
11/03/2017	SYS10897	10897	100	BCD	IDB Bank			250,000.00	1.000	
11/15/2017	594918AP9	10823	100	MTN	MICROSOFT	GS		2,000,000.00	0.875	



**PasoCopty2017**  
**Maturing Investments**  
**Sorted by Fund**

Maturity Date	CUSIP	Investment #	Fund	Security Type	Issuer	Dealer	Dealer's Phone Number	Maturity Par Value	Stated Rate	Comments
11/27/2017	3134G3Y38	10800	100	FAC	Federal Home Loan Mtg Corp	GS		2,000,000.00	0.900	
<b>November 2017 Subtotal</b>								<b>4,500,000.00</b>		
12/28/2017	3134G32Y5	10805	100	FAC	Federal Home Loan Mtg Corp	GS		2,000,000.00	0.900	
<b>December 2017 Subtotal</b>								<b>2,000,000.00</b>		
02/17/2018	SYS10870	10870	100	BCD	Bank of the West			250,000.00	1.300	
02/23/2018	SYS10886	10886	100	BCD	Royal Business Bank			250,000.00	1.300	
<b>February 2018 Subtotal</b>								<b>500,000.00</b>		
04/09/2018	3137EAEA3	10930	100	FAC	Federal Home Loan Mtg Corp	PFM		3,000,000.00	0.750	
<b>April 2018 Subtotal</b>								<b>3,000,000.00</b>		
06/29/2018	3130A8BD4	10932	100	FAC	Federal Home Loan Bank	PFM		650,000.00	0.875	
<b>June 2018 Subtotal</b>								<b>650,000.00</b>		
08/07/2018	3130A8PK3	10938	100	FAC	Federal Home Loan Bank	PFM		2,900,000.00	0.625	
<b>August 2018 Subtotal</b>								<b>2,900,000.00</b>		
10/12/2018	3137EAED7	10946	100	FAC	Federal Home Loan Mtg Corp	PFM		1,600,000.00	0.875	
10/31/2018	912828WD8	10901	100	TRC	U.S. Treasury	PFM		395,000.00	1.250	
10/31/2018	912828WD8	10903	100	TRC	U.S. Treasury	PFM		1,000,000.00	1.250	
<b>October 2018 Subtotal</b>								<b>2,995,000.00</b>		
01/28/2019	3135G0H63	10914	100	FAC	Federal National Mtg Assn	PFM		990,000.00	1.375	
<b>January 2019 Subtotal</b>								<b>990,000.00</b>		
02/19/2019	3135G0ZA4	10917	100	FAC	Federal National Mtg Assn	PFM		1,930,000.00	1.875	
<b>February 2019 Subtotal</b>								<b>1,930,000.00</b>		
04/15/2019	3137EADZ9	10931	100	FAC	Federal Home Loan Mtg Corp	PFM		1,990,000.00	1.125	
04/15/2019	3137EADZ9	10934	100	FAC	Federal Home Loan Mtg Corp	PFM		2,900,000.00	1.125	
<b>April 2019 Subtotal</b>								<b>4,890,000.00</b>		
05/17/2019	459200JE2	10928	100	MC1	IBM	PFM		995,000.00	1.800	
05/30/2019	3137EADG1	10912	100	FAC	Federal Home Loan Mtg Corp	PFM		1,480,000.00	1.750	
<b>May 2019 Subtotal</b>								<b>2,475,000.00</b>		
06/30/2019	912828WS5	10905	100	TRC	U.S. Treasury	PFM		1,500,000.00	1.625	
<b>June 2019 Subtotal</b>								<b>1,500,000.00</b>		

**PasoCopt2017**  
**Maturing Investments**  
**Sorted by Fund**

Maturity Date	CUSIP	Investment #	Fund	Security Type	Issuer	Dealer	Dealer's Phone Number	Maturity Par Value	Stated Rate	Comments
08/02/2019	3135G0N33	10941	100	FAC	Federal National Mtg Assn	PFM		1,500,000.00	0.875	
<b>August 2019 Subtotal</b>								<b>1,500,000.00</b>		
11/26/2019	3135G0ZY2	10904	100	FAC	Federal National Mtg Assn	PFM		3,000,000.00	1.750	
<b>November 2019 Subtotal</b>								<b>3,000,000.00</b>		
01/31/2020	912828UL2	10913	100	TRC	U.S. Treasury	PFM		990,000.00	1.375	
<b>January 2020 Subtotal</b>								<b>990,000.00</b>		
02/07/2020	037833AX8	10887	100	MTN	Apple, Inc	GS		2,000,000.00	1.550	
<b>February 2020 Subtotal</b>								<b>2,000,000.00</b>		
06/22/2020	3135G0D75	10909	100	FAC	Federal National Mtg Assn	PFM		3,000,000.00	1.500	
06/22/2020	3135G0D75	10911	100	FAC	Federal National Mtg Assn	PFM		1,500,000.00	1.500	
<b>June 2020 Subtotal</b>								<b>4,500,000.00</b>		
10/31/2020	912828WC0	10900	100	TRC	U.S. Treasury	PFM		1,000,000.00	1.750	
10/31/2020	912828WC0	10902	100	TRC	U.S. Treasury	PFM		2,000,000.00	1.750	
<b>October 2020 Subtotal</b>								<b>3,000,000.00</b>		
11/27/2020	06406HDF3	10929	100	MTN	Bank of New York Mellon	PFM		985,000.00	2.450	
<b>November 2020 Subtotal</b>								<b>985,000.00</b>		
03/04/2021	949746RS2	10933	100	MTN	Wells Fargo & Company	PFM		1,315,000.00	2.500	
<b>March 2021 Subtotal</b>								<b>1,315,000.00</b>		
04/21/2021	61746BEA0	10942	100	MTN	Morgan Stanley Dean Witter	PFM		1,265,000.00	2.500	
04/30/2021	912828Q78	10936	100	TRC	U.S. Treasury	PFM		3,000,000.00	1.375	
<b>April 2021 Subtotal</b>								<b>4,265,000.00</b>		
08/17/2021	3135G0N82	10945	100	FAC	Federal National Mtg Assn	PFM		1,700,000.00	1.250	
<b>August 2021 Subtotal</b>								<b>1,700,000.00</b>		
<b>Total</b>								<b>58,718,000.00</b>		