

Memorandum



To: City Council

Cc: Thomas Frutchey, City Manager
Executive Managers

From: Mike Compton, City Treasurer

Subject: Monthly Treasurer's Report – January 2017

Date: February 13, 2017

This report presents the City's investment portfolio as of January 31, 2017. It includes all investments managed by the City except funds held by City's trustee. Funds held by trustee include bond reserve funds, deferred compensation plans and other post retirement benefit funds. This report does include funds under management by PFM Asset Management LLC (PFM). The investment portfolio is in compliance with all State laws.

Funds under management by PFM do not include bank cash accounts nor funds held in the Local Agency Investment Fund (LAIF) managed by State of California Treasurer's Office. Thus, the PFM report attached herein does not reflect these balances. In order to fully report all funds on hand at month end, the first page included herein is generated from the City's investment software, 'Sympro'. You will note that it includes all funds under management with PFM as well as the City's bank cash accounts and LAIF.

The City's monthly weighted average yield for January was 1.107% and includes funds on hand from all sources. PFM reports a 'yield to maturity' of 1.45% representing the yield on the long-term portfolio funds they manage. The difference in yields is due to the fact the calculation of the City's weighted average yield includes bank cash and LAIF balances while PFM's calculations do not include these source of short-term invested funds.

With regards to the PFM Report, it contains three components; the consolidated component that includes portfolio #69330010, the long-term component and portfolio #69330020 representing the short-term component (commercial paper). These two components are also shown individually.

I hereby certify that the City's investment portfolio provides sufficient liquidity to meet the City's cash flow requirements for the next six months.

Please don't hesitate to contact me should you have any questions and/or concerns.

Michael J. Compton, City Treasurer



**PasoCopy2017
Portfolio Management
Portfolio Summary
January 31, 2017**

City of Paso Robles
821 Pine Street, Suite A
Paso Robles, CA Paso Robles,
(805)305-0151

Investments	Par Value	Market Value	Book Value	% of Portfolio	Term	Days to Maturity	YTM 360 Equiv.	YTM 365 Equiv.
Certificates of Deposit - Bank	2,497,000.00	2,497,000.00	2,497,000.00	3.40	804	199	1.038	1.053
Local Agency Investment Funds	16,263,789.63	16,263,789.63	16,263,789.63	22.16	1	1	0.741	0.751
Medium Term Notes	9,455,000.00	9,437,838.20	9,509,834.21	12.95	1,469	877	1.543	1.565
Commercial Paper Disc. -Amortizing	2,000,000.00	1,993,810.00	1,995,291.11	2.72	181	72	1.197	1.214
Federal Agency Coupon Securities	27,640,000.00	27,555,319.60	27,714,348.88	37.75	1,183	727	1.014	1.028
Treasury Coupon Securities	14,355,000.00	14,315,680.80	14,431,802.03	19.66	1,500	1,227	1.371	1.390
Miscellaneous Coupon Securities	995,000.00	995,427.85	996,723.51	1.36	1,170	835	1.698	1.721
	73,205,789.63	73,058,866.08	73,408,789.37	100.00%	980	650	1.107	1.123

Investments	Par Value	Market Value	Book Value	% of Portfolio	Term	Days to Maturity	YTM 360 Equiv.	YTM 365 Equiv.
Investments	73,205,789.63	73,058,866.08	73,408,789.37	100.00%	980	650	1.107	1.123
Cash								
Passbook/Checking (not included in yield calculations)	640,074.57	640,074.57	640,074.57		1	1	0.000	0.000
Total Cash and Investments	73,845,864.20	73,698,940.65	74,048,863.94		980	650	1.107	1.123

Total Earnings	January 31 Month Ending	Fiscal Year To Date
Current Year	68,673.72	508,184.12
Average Daily Balance	72,745,794.98	
Effective Rate of Return	1.11%	

Mike Compton, Treasurer

Reporting period 01/01/2017-01/31/2017

Run Date: 02/11/2017 - 13:29

Portfolio PR17
AC
PM (PRF_PM1) 7.2.5
Report Ver. 7.3.1

PasoCopy2017
Portfolio Management
Portfolio Details - Investments
January 31, 2017

CUSIP	Investment #	Issuer	Average Balance	Purchase Date	Par Value	Market Value	Book Value	Stated Rate	YTM 360	YTM 365	Days to Maturity	Maturity Date
Certificates of Deposit - Bank												
SYS10893	10893	Asian Pacific National Bank		07/24/2015	249,000.00	249,000.00	249,000.00	0.850	0.838	0.850	170	07/21/2017
SYS10870	10870	Bank of the West		02/17/2015	250,000.00	250,000.00	250,000.00	1.300	1.282	1.300	381	02/17/2018
SYS10877	10877	California Business Bank		03/19/2015	249,000.00	249,000.00	249,000.00	0.900	0.888	0.900	46	03/19/2017
SYS10940	10940	Community West Bank		02/13/2015	250,000.00	250,000.00	250,000.00	0.840	0.840	0.852	12	02/13/2017
SYS10897	10897	IDB Bank		11/03/2015	250,000.00	250,000.00	250,000.00	1.000	0.986	1.000	275	11/03/2017
SYS10939	10939	One West Bank		10/27/2015	250,000.00	250,000.00	250,000.00	1.200	1.184	1.200	268	10/27/2017
SYS10895	10895	Pacific Alliance Bank		11/02/2015	250,000.00	250,000.00	250,000.00	1.200	1.184	1.200	274	11/02/2017
SYS10891	10891	Pacific Enterprise Bank		07/22/2015	250,000.00	250,000.00	250,000.00	1.010	0.996	1.010	170	07/21/2017
SYS10886	10886	Royal Business Bank		02/20/2015	250,000.00	250,000.00	250,000.00	1.300	1.282	1.300	387	02/23/2018
SYS10869	10869	Sterling Bank & Trust		02/03/2015	249,000.00	249,000.00	249,000.00	0.900	0.900	0.913	1	02/02/2017
Subtotal and Average			2,810,258.06		2,497,000.00	2,497,000.00	2,497,000.00		1.038	1.053	199	
Managed Pool Accounts												
SYS10738	10738	Cal Trust Money Market			0.00	0.00	0.00	0.340	0.335	0.340	1	
Subtotal and Average			0.00		0.00	0.00	0.00		0.000	0.000	0	
Local Agency Investment Funds												
9840271	10278	Local Agency Investment Fund			16,263,789.63	16,263,789.63	16,263,789.63	0.751	0.741	0.751	1	
Subtotal and Average			14,529,419.45		16,263,789.63	16,263,789.63	16,263,789.63		0.741	0.751	1	
Passbook/Checking Accounts												
SYS10728	10728	Heritage Oaks Bank			0.00	0.00	0.00		0.000	0.000	1	
Subtotal and Average			755,009.32		0.00	0.00	0.00		0.000	0.000	0	
Medium Term Notes												
037833AX8	10887	Apple, Inc		05/28/2015	2,000,000.00	1,975,560.00	1,982,728.16	1.550	1.825	1.850	1,101	02/07/2020
06406HDF3	10929	Bank of New York Mellon		03/03/2016	985,000.00	985,354.60	990,329.17	2.450	2.268	2.299	1,395	11/27/2020
36962G3H5	10916	General Electric Capital Corp		02/12/2016	910,000.00	937,982.50	935,567.16	5.625	1.044	1.059	226	09/15/2017
48126EAA5	10915	JPMorgan Chase		02/12/2016	980,000.00	983,635.80	980,202.59	2.000	0.503	0.510	14	02/15/2017
594918AP9	10823	MICROSOFT		02/14/2013	2,000,000.00	1,998,800.00	1,998,074.58	0.875	0.987	1.000	287	11/15/2017
61746BEA0	10942	Morgan Stanley Dean Witter		08/25/2016	1,265,000.00	1,251,249.45	1,284,514.81	2.500	2.085	2.114	1,540	04/21/2021
949746RS2	10933	Wells Fargo & Company		06/20/2016	1,315,000.00	1,305,255.85	1,338,417.74	2.500	2.013	2.041	1,492	03/04/2021
Subtotal and Average			9,511,778.18		9,455,000.00	9,437,838.20	9,509,834.21		1.543	1.565	877	

PasoCopy2017
Portfolio Management
Portfolio Details - Investments
January 31, 2017

CUSIP	Investment #	Issuer	Average Balance	Purchase Date	Par Value	Market Value	Book Value	Stated Rate	YTM 360	YTM 365	Days to Maturity	Maturity Date
Commercial Paper Disc. -Amortizing												
06538BPT4	10944	Bank of Tokoyo Mitsubishi		08/31/2016	1,000,000.00	998,630.00	999,126.11	1.210	1.217	1.234	26	02/27/2017
09659BSW1	10956	Bank of New York Mellon		11/29/2016	1,000,000.00	995,180.00	996,165.00	1.170	1.177	1.193	118	05/30/2017
Subtotal and Average			1,994,299.44		2,000,000.00	1,993,810.00	1,995,291.11		1.197	1.214	72	
Federal Agency Coupon Securities												
3130A8BD4	10932	Federal Home Loan Bank		06/16/2016	650,000.00	647,738.00	650,973.03	0.875	0.757	0.768	513	06/29/2018
3130A8PK3	10938	Federal Home Loan Bank		07/11/2016	2,900,000.00	2,876,945.00	2,894,290.42	0.625	0.746	0.756	552	08/07/2018
3134G3Y38	10800	Federal Home Loan Mtg Corp		11/27/2012	2,000,000.00	1,997,680.00	2,000,000.00	0.900	0.888	0.900	299	11/27/2017
3134G32Y5	10805	Federal Home Loan Mtg Corp		12/28/2012	2,000,000.00	1,998,580.00	2,000,000.00	0.900	0.888	0.900	330	12/28/2017
3137EADG1	10912	Federal Home Loan Mtg Corp		12/23/2015	1,480,000.00	1,493,941.60	1,489,395.71	1.750	1.449	1.470	848	05/30/2019
3137EAEA3	10930	Federal Home Loan Mtg Corp		04/07/2016	3,000,000.00	2,988,930.00	2,997,207.92	0.750	0.818	0.829	432	04/09/2018
3137EADZ9	10931	Federal Home Loan Mtg Corp		04/19/2016	1,990,000.00	1,981,940.50	1,996,050.04	1.125	0.971	0.985	803	04/15/2019
3137EADZ9	10934	Federal Home Loan Mtg Corp		07/11/2016	2,900,000.00	2,888,255.00	2,919,296.44	1.125	0.808	0.819	803	04/15/2019
3137EAED7	10946	Federal Home Loan Mtg Corp		09/16/2016	1,600,000.00	1,591,312.00	1,599,475.39	0.875	0.884	0.896	618	10/12/2018
3135G0ZY2	10904	Federal National Mtg Assn		11/09/2015	3,000,000.00	3,022,950.00	3,017,513.45	1.750	1.515	1.536	1,028	11/26/2019
3135G0H63	10914	Federal National Mtg Assn		01/28/2016	990,000.00	991,376.10	993,779.19	1.375	1.163	1.179	726	01/28/2019
3135G0ZA4	10917	Federal National Mtg Assn		02/18/2016	1,930,000.00	1,953,507.40	1,963,072.09	1.875	1.010	1.024	748	02/19/2019
3135G0N33	10941	Federal National Mtg Assn		08/02/2016	1,500,000.00	1,479,165.00	1,498,043.50	0.875	1.101	1.116	912	08/02/2019
3135G0N82	10945	Federal National Mtg Assn		09/02/2016	1,700,000.00	1,642,999.00	1,695,251.70	1.250	1.306	1.324	1,658	08/17/2021
Subtotal and Average			27,715,594.87		27,640,000.00	27,555,319.60	27,714,348.88		1.014	1.028	727	
Treasury Coupon Securities												
912828WC0	10900	U.S. Treasury		11/03/2015	1,000,000.00	1,001,990.00	1,005,625.00	1.750	1.571	1.593	1,368	10/31/2020
912828WD8	10901	U.S. Treasury		11/04/2015	395,000.00	395,632.00	396,134.08	1.250	1.067	1.082	637	10/31/2018
912828WC0	10902	U.S. Treasury		11/09/2015	2,000,000.00	2,003,980.00	2,005,349.63	1.750	1.652	1.675	1,368	10/31/2020
912828WD8	10903	U.S. Treasury		11/09/2015	1,000,000.00	1,001,600.00	1,001,510.83	1.250	1.146	1.162	637	10/31/2018
912828WS5	10905	U.S. Treasury		12/03/2015	1,500,000.00	1,511,190.00	1,509,511.45	1.625	1.336	1.354	879	06/30/2019
912828UL2	10913	U.S. Treasury		01/28/2016	990,000.00	986,247.90	991,098.13	1.375	1.319	1.337	1,094	01/31/2020
912828Q78	10936	U.S. Treasury		07/11/2016	3,000,000.00	2,942,940.00	3,047,605.92	1.375	0.977	0.991	1,549	04/30/2021
912828XH8	10947	U.S. Treasury		11/25/2016	4,470,000.00	4,472,100.90	4,474,966.99	1.625	1.569	1.591	1,245	06/30/2020
Subtotal and Average			14,432,682.87		14,355,000.00	14,315,680.80	14,431,802.03		1.371	1.390	1,227	
Miscellaneous Coupon Securities												
459200JE2	10928	IBM		03/03/2016	995,000.00	995,427.85	996,723.51	1.800	1.698	1.721	835	05/17/2019
Subtotal and Average			996,752.78		995,000.00	995,427.85	996,723.51		1.698	1.721	835	

**PasoCopy2017
Portfolio Management
Portfolio Details - Investments
January 31, 2017**

CUSIP	Investment #	Issuer	Average Balance	Purchase Date	Par Value	Market Value	Book Value	Stated Rate	YTM 360	YTM 365	Days to Maturity
Total and Average			72,745,794.98		73,205,789.63	73,058,866.08	73,408,789.37		1.107	1.123	650

**PasoCopy2017
Portfolio Management
Portfolio Details - Cash
January 31, 2017**

CUSIP	Investment #	Issuer	Average Balance	Purchase Date	Par Value	Market Value	Book Value	Stated Rate	YTM 360	YTM 365	Days to Maturity
Passbook/Checking Accounts											
999	10281	City of Paso Robles			4,100.00	4,100.00	4,100.00		0.000	0.000	1
001023004	10280	Heritage Oaks Bank		07/01/2016	635,974.57	635,974.57	635,974.57		0.000	0.000	1
		Average Balance	0.00								1
Total Cash and Investments			72,745,794.98		73,845,864.20	73,698,940.65	74,048,863.94		1.107	1.123	650



Customer Service
 PO Box 11813
 Harrisburg, PA 17108-1813

ACCOUNT STATEMENT

For the Month Ending
January 31, 2017

CITY OF PASO ROBLES

Client Management Team

Sarah Meacham

Director
 601 South Figueroa, Suite 4500
 Los Angeles, CA 90017
 213-489-4075
 meachams@pfm.com

Joseph Creason

Portfolio Manager
 One Keystone Plaza, Suite 300
 Harrisburg, PA 17101
 717-231-6217
 creasonj@pfm.com

Monique Spyke

Director
 50 California Street, Suite 2300
 San Francisco, CA 94111
 415-982-5544
 spykem@pfm.com

Contents

- Cover/Disclosures
- Summary Statement
- Individual Accounts

Accounts included in Statement

69330010	CITY OF PASO ROBLES INVESTMENT PORTFOLIO
69330020	CITY OF PASO ROBLES SHORT TERM FUNDS

CITY OF PASO ROBLES
 MICHAEL COMPTON
 821 PINE STREET, SUITE A
 PASO ROBLES, CA 93446

Online Access www.pfm.com

Customer Service 1-717-232-2723

**Important Disclosures****Important Disclosures**

This statement is for general information purposes only and is not intended to provide specific advice or recommendations. PFM Asset Management LLC ("PFM") is an investment advisor registered with the Securities and Exchange Commission, and is required to maintain a written disclosure statement of our background and business experience. If you would like to receive a copy of our current disclosure statement, please contact Service Operations at the address below.

Proxy Voting PFM does not normally receive proxies to vote on behalf of its clients. However, it does on occasion receive consent requests. In the event a consent request is received the portfolio manager contacts the client and then proceeds according to their instructions. PFM's Proxy Voting Policy is available upon request by contacting Service Operations at the address below.

Questions About an Account PFM's monthly statement is intended to detail our investment advisory activity as well as the activity of any accounts held by clients in pools that are managed by PFM. The custodian bank maintains the control of assets and executes (i.e., settles) all investment transactions. The custodian statement is the official record of security and cash holdings and transactions. PFM recognizes that clients may use these reports to facilitate record keeping and that the custodian bank statement and the PFM statement should be reconciled and differences resolved. Many custodians use a settlement date basis which may result in the need to reconcile due to a timing difference.

Account Control PFM does not have the authority to withdraw funds from or deposit funds to the custodian. Our clients retain responsibility for their internal accounting policies; implementing and enforcing internal controls and generating ledger entries or otherwise recording transactions.

Market Value Generally, PFM's market prices are derived from closing bid prices as of the last business day of the month as supplied by Interactive Data, Bloomberg or Telerate. Where prices are not available from generally recognized sources the securities are priced using a yield-based matrix system to arrive at an estimated market value. Prices that fall between data points are interpolated. Non-negotiable FDIC-insured bank certificates of deposit are priced at par. Although PFM believes the prices to be reliable, the values of the securities do not always represent the prices at which the securities could have been bought or sold. Explanation of the valuation methods for money market and TERM funds is contained in the appropriate fund information statement.

Amortized Cost The original cost of the principal of the security is adjusted for the amount of the periodic reduction of any discount or premium from the purchase date until the date of the report. Discount or premium with respect to short term securities (those with less than one year to maturity at time of issuance) is amortized on a straightline basis. Such discount or premium with respect to longer term securities is amortized using the constant yield basis.

Tax Reporting Cost data and realized gains / losses are provided for informational purposes only. Please review for accuracy and consult your tax advisor to determine the tax consequences of your security transactions. PFM does not report such information to the IRS or other taxing authorities and is not responsible for the accuracy of such information that may be required to be reported to federal, state or other taxing authorities.

Financial Situation In order to better serve you, PFM should be promptly notified of any material change in your investment objective or financial situation.

Callable Securities Securities subject to redemption prior to maturity may be redeemed in whole or in part before maturity, which could affect the yield represented.

Portfolio The securities in this portfolio, including shares of mutual funds, are not guaranteed or otherwise protected by PFM, the FDIC (except for certain non-negotiable certificates of deposit) or any government agency. Investment in securities involves risks, including the possible loss of the amount invested.

Rating Information provided for ratings is based upon a good faith inquiry of selected sources, but its accuracy and completeness cannot be guaranteed. Shares of some money market and TERM funds are marketed through representatives of PFM's wholly owned subsidiary, PFM Fund Distributors, Inc. PFM Fund Distributors, Inc. is registered with the SEC as a broker/dealer and is a member of the Financial Industry Regulatory Authority ("FINRA") and the Municipal Securities Rulemaking Board ("MSRB"). You may reach the FINRA by calling the FINRA Regulator Public Disclosure Hotline at 1-888-289-9999 or at the FINRA Regulation Internet website address www.nasd.com. A brochure describing the FINRA Regulation Public Disclosure Program is also available from the FINRA upon request.

Key Terms and Definitions

Dividends on money market funds consist of interest earned, plus any discount ratably amortized to the date of maturity, plus all realized gains and losses on the sale of securities prior to maturity, less ratably amortization of any premium and all accrued expenses to the fund. Dividends are accrued daily and may be paid either monthly or quarterly. The monthly earnings on this statement represent the estimated dividend accrued for the month for any program that distributes earnings on a quarterly basis. There is no guarantee that the estimated amount will be paid on the actual distribution date.

Current Yield is the net change, exclusive of capital changes and income other than investment income, in the value of a hypothetical fund account with a balance of one share over the seven-day base period including the statement date, expressed as a percentage of the value of one share (normally \$1.00 per share) at the beginning of the seven-day period. This resulting net change in account value is then annualized by multiplying it by 365 and dividing the result by 7. The yields quoted should not be considered a representation of the yield of the fund in the future, since the yield is not fixed.

Average maturity represents the average maturity of all securities and investments of a portfolio, determined by multiplying the par or principal value of each security or investment by its maturity (days or years), summing the products, and dividing the sum by the total principal value of the portfolio. The stated maturity date of mortgage backed or callable securities are used in this statement. However the actual maturity of these securities could vary depending on the level or prepayments on the underlying mortgages or whether a callable security has or is still able to be called.

Monthly distribution yield represents the net change in the value of one share (normally \$1.00 per share) resulting from all dividends declared during the month by a fund expressed as a percentage of the value of one share at the beginning of the month. This resulting net change is then annualized by multiplying it by 365 and dividing it by the number of calendar days in the month.

YTM at Cost The yield to maturity at cost is the expected rate of return, based on the original cost, the annual interest receipts, maturity value and the time period from purchase date to maturity, stated as a percentage, on an annualized basis.

YTM at Market The yield to maturity at market is the rate of return, based on the current market value, the annual interest receipts, maturity value and the time period remaining until maturity, stated as a percentage, on an annualized basis.

Managed Account A portfolio of investments managed discretely by PFM according to the client's specific investment policy and requirements. The investments are directly owned by the client and held by the client's custodian.

Unsettled Trade A trade which has been executed however the final consummation of the security transaction and payment has not yet taken place.

Please review the detail pages of this statement carefully. If you think your statement is wrong, missing account information, or if you need more information about a transaction, please contact PFM within 60 days of receipt. If you have other concerns or questions regarding your account you should contact a member of your client management team or PFM Service Operations at the address below.

PFM Asset Management LLC
Attn: Service Operations
One Keystone Plaza, Suite 300
N. Front & Market Sts
Harrisburg, PA 17101



Account Statement

For the Month Ending **January 31, 2017**

Consolidated Summary Statement

CITY OF PASO ROBLES

Portfolio Summary		
Portfolio Holdings	Cash Dividends and Income	Closing Market Value
PFM Managed Account	13,612.50	54,315,711.16
Total	\$13,612.50	\$54,315,711.16

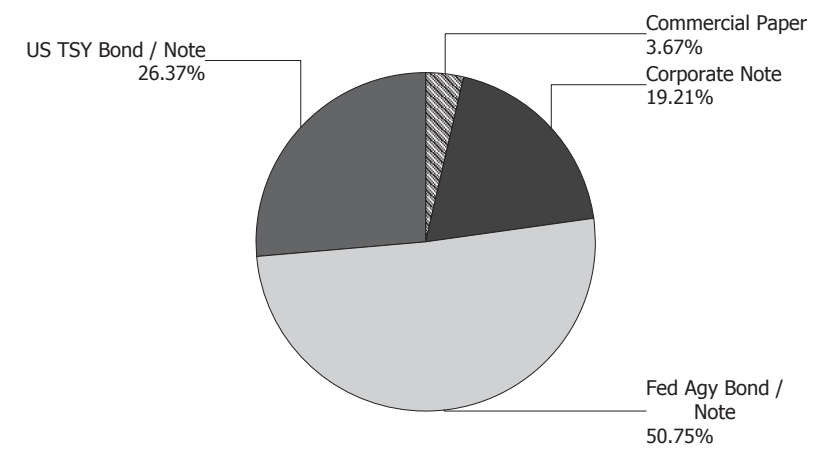
Investment Allocation		
Investment Type	Closing Market Value	Percent
Commercial Paper	1,995,831.00	3.67
Corporate Note	10,433,026.15	19.21
Federal Agency Bond / Note	27,564,394.69	50.75
U.S. Treasury Bond / Note	14,322,459.32	26.37
Total	\$54,315,711.16	100.00%

Maturity Distribution (Fixed Income Holdings)

Portfolio Holdings	Closing Market Value	Percent
Under 30 days	999,427.00	1.84
31 to 60 days	0.00	0.00
61 to 90 days	0.00	0.00
91 to 180 days	996,404.00	1.83
181 days to 1 year	7,916,253.54	14.57
1 to 2 years	10,499,030.86	19.33
2 to 3 years	16,310,298.66	30.03
3 to 4 years	10,448,747.50	19.24
4 to 5 years	7,145,549.60	13.16
Over 5 years	0.00	0.00
Total	\$54,315,711.16	100.00%

Weighted Average Days to Maturity 864

Sector Allocation





Account Statement

For the Month Ending **January 31, 2017**

Consolidated Summary Statement

CITY OF PASO ROBLES

Account Number	Account Name	Opening Market Value	Purchases / Deposits	Redemptions / Sales / Maturities	Unsettled Trades	Change in Value	Closing Market Value	Cash Dividends and Income
69330010	CITY OF PASO ROBLES INVESTMENT PORTFOLIO	53,299,414.05	0.00	0.00	0.00	16,870.11	53,316,284.16	13,612.50
69330020	CITY OF PASO ROBLES SHORT TERM FUNDS	998,709.00	0.00	0.00	0.00	718.00	999,427.00	0.00
Total		\$54,298,123.05	\$0.00	\$0.00	\$0.00	\$17,588.11	\$54,315,711.16	\$13,612.50



Managed Account Summary Statement

For the Month Ending **January 31, 2017**

CITY OF PASO ROBLES INVESTMENT PORTFOLIO - 69330010

Transaction Summary - Managed Account

Opening Market Value	\$53,299,414.05
Maturities/Calls	0.00
Principal Dispositions	0.00
Principal Acquisitions	0.00
Unsettled Trades	0.00
Change in Current Value	16,870.11
Closing Market Value	\$53,316,284.16

Cash Transactions Summary - Managed Account

Maturities/Calls	0.00
Sale Proceeds	0.00
Coupon/Interest/Dividend Income	13,612.50
Principal Payments	0.00
Security Purchases	0.00
Net Cash Contribution	(13,612.50)
Reconciling Transactions	0.00

Earnings Reconciliation (Cash Basis) - Managed Account

Interest/Dividends/Coupons Received	13,612.50
Less Purchased Interest Related to Interest/Coupons	0.00
Plus Net Realized Gains/Losses	0.00
Total Cash Basis Earnings	\$13,612.50

Cash Balance

Closing Cash Balance	\$0.00
-----------------------------	---------------

Earnings Reconciliation (Accrual Basis)

	Total
Ending Amortized Value of Securities	53,650,614.54
Ending Accrued Interest	203,157.52
Plus Proceeds from Sales	0.00
Plus Proceeds of Maturities/Calls/Principal Payments	0.00
Plus Coupons/Dividends Received	13,612.50
Less Cost of New Purchases	0.00
Less Beginning Amortized Value of Securities	(53,658,131.59)
Less Beginning Accrued Interest	(152,815.93)
Total Accrual Basis Earnings	\$56,437.04



Portfolio Summary and Statistics

For the Month Ending **January 31, 2017**

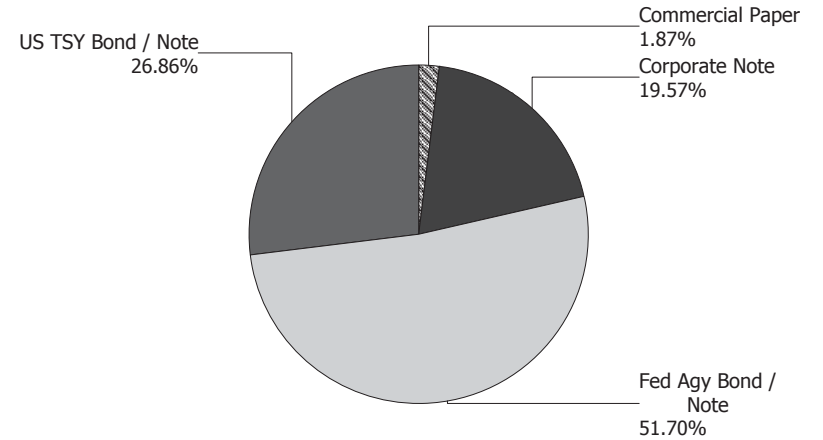
CITY OF PASO ROBLES INVESTMENT PORTFOLIO - 69330010

Account Summary

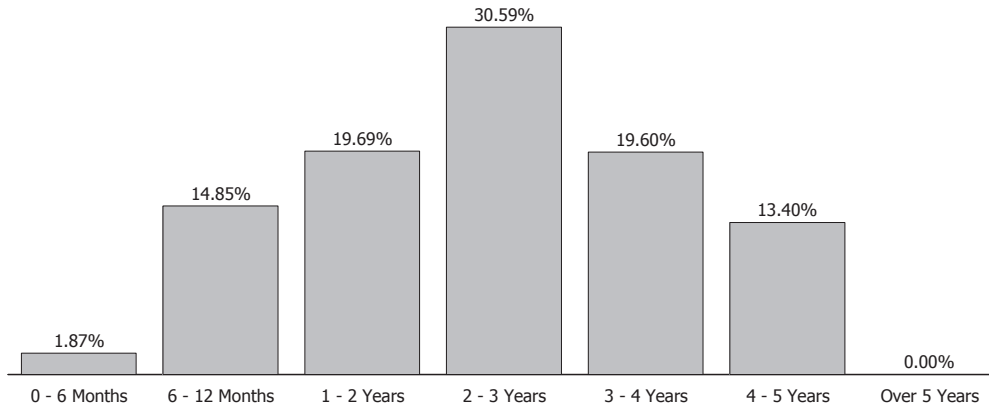
Description	Par Value	Market Value	Percent
U.S. Treasury Bond / Note	14,355,000.00	14,322,459.32	26.86
Federal Agency Bond / Note	27,640,000.00	27,564,394.69	51.70
Corporate Note	10,450,000.00	10,433,026.15	19.57
Commercial Paper	1,000,000.00	996,404.00	1.87
Managed Account Sub-Total	53,445,000.00	53,316,284.16	100.00%
Accrued Interest		203,157.52	
Total Portfolio	53,445,000.00	53,519,441.68	

Unsettled Trades **0.00** **0.00**

Sector Allocation



Maturity Distribution



Characteristics

Yield to Maturity at Cost	1.25%
Yield to Maturity at Market	1.45%
Duration to Worst	2.34
Weighted Average Days to Maturity	881



Managed Account Issuer Summary

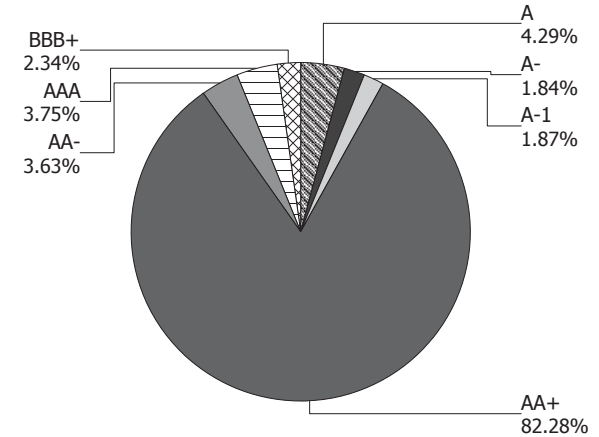
For the Month Ending **January 31, 2017**

CITY OF PASO ROBLES INVESTMENT PORTFOLIO - 69330010

Issuer Summary

Issuer	Market Value of Holdings	Percent
APPLE INC	1,979,414.00	3.71
BANK OF NEW YORK CO INC	987,817.10	1.85
BNP PARIBAS	996,404.00	1.87
FANNIE MAE	9,095,319.57	17.06
FEDERAL HOME LOAN BANKS	3,525,955.85	6.61
FREDDIE MAC	14,943,119.27	28.04
GENERAL ELECTRIC CO	935,163.32	1.75
IBM CORP	998,042.71	1.87
JP MORGAN CHASE & CO	983,468.22	1.84
MICROSOFT CORP	1,998,220.00	3.75
MORGAN STANLEY	1,249,086.30	2.34
UNITED STATES TREASURY	14,322,459.32	26.87
WELLS FARGO & COMPANY	1,301,814.50	2.44
Total	\$53,316,284.16	100.00%

Credit Quality (S&P Ratings)





Managed Account Detail of Securities Held

For the Month Ending **January 31, 2017**

CITY OF PASO ROBLES INVESTMENT PORTFOLIO - 69330010

Security Type/Description Dated Date/Coupon/Maturity	CUSIP	Par	S&P Rating	Moody's Rating	Trade Date	Settle Date	Original Cost	YTM at Cost	Accrued Interest	Amortized Cost	Market Value
U.S. Treasury Bond / Note											
US TREASURY NOTES DTD 10/31/2013 1.250% 10/31/2018	912828WD8	395,000.00	AA+	Aaa	11/02/15	11/04/15	396,944.14	1.08	1,268.47	396,141.24	395,679.01
US TREASURY NOTES DTD 10/31/2013 1.250% 10/31/2018	912828WD8	1,000,000.00	AA+	Aaa	11/04/15	11/09/15	1,002,578.13	1.16	3,211.33	1,001,521.38	1,001,719.00
US TREASURY NOTES DTD 06/30/2014 1.625% 06/30/2019	912828WS5	1,500,000.00	AA+	Aaa	12/01/15	12/03/15	1,514,121.09	1.35	2,154.70	1,509,600.11	1,509,609.00
US TREASURY NOTES DTD 01/31/2013 1.375% 01/31/2020	912828UL2	990,000.00	AA+	Aaa	01/25/16	01/28/16	991,469.53	1.34	37.60	991,106.53	987,137.91
US TREASURY NOTE DTD 06/30/2015 1.625% 06/30/2020	912828XH8	4,470,000.00	AA+	Aaa	11/23/16	11/25/16	4,475,238.28	1.59	6,420.99	4,474,995.54	4,473,665.40
US TREASURY NOTES DTD 10/31/2013 1.750% 10/31/2020	912828WC0	1,000,000.00	AA+	Aaa	11/02/15	11/03/15	1,007,500.00	1.59	4,495.86	1,005,678.95	1,002,617.00
US TREASURY NOTES DTD 10/31/2013 1.750% 10/31/2020	912828WC0	2,000,000.00	AA+	Aaa	11/04/15	11/09/15	2,007,109.38	1.68	8,991.71	2,005,405.12	2,005,234.00
US TREASURY NOTES DTD 05/02/2016 1.375% 04/30/2021	912828O78	3,000,000.00	AA+	Aaa	07/08/16	07/11/16	3,053,906.25	0.99	10,597.38	3,047,747.43	2,946,798.00
Security Type Sub-Total		14,355,000.00					14,448,866.80	1.39	37,178.04	14,432,196.30	14,322,459.32

Federal Agency Bond / Note											
FHLMC NOTES (CALLABLE) DTD 11/27/2012 0.900% 11/27/2017	3134G3Y38	2,000,000.00	AA+	Aaa	11/27/12	11/27/12	2,000,000.00	0.90	3,200.00	2,000,000.00	1,999,678.00
FREDDIE MAC (CALLABLE) GLOBAL NOTES DTD 12/28/2012 0.900% 12/28/2017	3134G32Y5	2,000,000.00	AA+	Aaa	12/28/12	12/28/12	2,000,000.00	0.90	1,650.00	2,000,000.00	1,999,724.00
FHLMC REFERENCE NOTE DTD 04/07/2016 0.750% 04/09/2018	3137EAEA3	3,000,000.00	AA+	Aaa	04/06/16	04/07/16	2,995,290.00	0.83	7,000.00	2,997,198.90	2,991,417.00
FEDERAL HOME LOAN BANKS AGCY DTD 05/27/2016 0.875% 06/29/2018	3130A8BD4	650,000.00	AA+	Aaa	06/15/16	06/16/16	651,404.00	0.77	505.56	650,975.07	648,236.55
FHLB NOTES DTD 07/08/2016 0.625% 08/07/2018	3130A8PK3	2,900,000.00	AA+	Aaa	07/08/16	07/11/16	2,892,199.00	0.76	8,760.42	2,894,277.08	2,877,719.30



Managed Account Detail of Securities Held

For the Month Ending **January 31, 2017**

CITY OF PASO ROBLES INVESTMENT PORTFOLIO - 69330010

Security Type/Description Dated Date/Coupon/Maturity	CUSIP	Par	S&P Rating	Moody's Rating	Trade Date	Settle Date	Original Cost	YTM at Cost	Accrued Interest	Amortized Cost	Market Value
Federal Agency Bond / Note											
FHLMC REFERENCE NOTE DTD 09/16/2016 0.875% 10/12/2018	3137EAED7	1,600,000.00	AA+	Aaa	09/15/16	09/16/16	1,599,312.00	0.90	5,250.00	1,599,436.90	1,591,646.40
FNMA BENCHMARK NOTE DTD 01/08/2016 1.375% 01/28/2019	3135G0H63	990,000.00	AA+	Aaa	01/25/16	01/28/16	995,692.50	1.18	113.44	993,801.50	992,613.60
FANNIE MAE BENCHMARK NOTE DTD 01/13/2014 1.875% 02/19/2019	3135G0ZA4	1,930,000.00	AA+	Aaa	02/16/16	02/18/16	1,978,443.00	1.02	16,284.38	1,963,231.05	1,953,100.17
FREDDIE MAC NOTES DTD 03/21/2016 1.125% 04/15/2019	3137EADZ9	1,990,000.00	AA+	Aaa	04/18/16	04/19/16	1,998,198.80	0.98	6,591.88	1,996,072.90	1,981,138.53
FREDDIE MAC NOTES DTD 03/21/2016 1.125% 04/15/2019	3137EADZ9	2,900,000.00	AA+	Aaa	07/08/16	07/11/16	2,924,157.00	0.82	9,606.25	2,919,344.65	2,887,086.30
FREDDIE MAC NOTES DTD 04/16/2012 1.750% 05/30/2019	3137EADG1	1,480,000.00	AA+	Aaa	12/21/15	12/23/15	1,493,852.80	1.47	4,388.61	1,489,473.49	1,492,429.04
FNMA BENCHMARK NOTE DTD 08/02/2016 0.875% 08/02/2019	3135G0N33	1,500,000.00	AA+	Aaa	07/29/16	08/02/16	1,497,480.00	0.93	6,526.04	1,497,892.83	1,479,990.00
FNMA BENCHMARK NOTE DTD 11/07/2014 1.750% 11/26/2019	3135G0ZY2	3,000,000.00	AA+	Aaa	11/04/15	11/09/15	3,025,140.00	1.54	9,479.17	3,017,680.56	3,021,765.00
FNMA NOTES DTD 08/19/2016 1.250% 08/17/2021	3135G0N82	1,700,000.00	AA+	Aaa	09/01/16	09/02/16	1,693,982.00	1.32	9,562.50	1,694,471.18	1,647,850.80
Security Type Sub-Total		27,640,000.00					27,745,151.10	1.02	88,918.25	27,713,856.11	27,564,394.69

Corporate Note											
JPMORGAN CHASE & CO GLOBAL NOTES DTD 08/20/2012 2.000% 08/15/2017	48126EAA5	980,000.00	A-	A3	02/09/16	02/12/16	985,252.80	1.64	9,037.78	981,891.28	983,468.22
GENERAL ELEC CAP CORP GLOBAL SR MTN DTD 09/24/2007 5.625% 09/15/2017	36962G3H5	910,000.00	AA-	A1	02/09/16	02/12/16	975,401.70	1.06	19,337.50	935,692.06	935,163.32
MICROSOFT CORP NOTES DTD 11/07/2012 0.875% 11/15/2017	594918AP9	2,000,000.00	AAA	Aaa	02/14/13	02/14/13	1,988,400.00	1.00	3,694.44	1,998,037.98	1,998,220.00



Managed Account Detail of Securities Held

For the Month Ending **January 31, 2017**

CITY OF PASO ROBLES INVESTMENT PORTFOLIO - 69330010

Security Type/Description Dated Date/Coupon/Maturity	CUSIP	Par	S&P Rating	Moody's Rating	Trade Date	Settle Date	Original Cost	YTM at Cost	Accrued Interest	Amortized Cost	Market Value
Corporate Note											
IBM CORP NOTES DTD 02/19/2016 1.800% 05/17/2019	459200JE2	995,000.00	AA-	Aa3	02/29/16	03/03/16	997,407.90	1.72	3,681.50	996,731.62	998,042.71
APPLE INC DTD 02/09/2015 1.550% 02/07/2020	037833AX8	2,000,000.00	AA+	Aa1	05/28/15	05/28/15	1,973,138.00	1.85	14,811.11	1,982,474.88	1,979,414.00
BONY MELLON CORP NOTE (CALLABLE) DTD 11/27/2015 2.450% 11/27/2020	06406HDF3	985,000.00	A	A1	02/29/16	03/03/16	991,599.50	2.30	4,290.22	990,375.84	987,817.10
WELLS FARGO CORP NOTES DTD 03/04/2016 2.500% 03/04/2021	949746RS2	1,315,000.00	A	A2	06/15/16	06/20/16	1,341,931.20	2.04	13,423.96	1,338,577.56	1,301,814.50
MORGAN STANLEY CORP NOTES DTD 04/21/2016 2.500% 04/21/2021	61746BEA0	1,265,000.00	BBB+	A3	08/23/16	08/25/16	1,286,517.65	2.11	8,784.72	1,284,615.91	1,249,086.30
Security Type Sub-Total		10,450,000.00					10,539,648.75	1.68	77,061.23	10,508,397.13	10,433,026.15
Commercial Paper											
BNP PARIBAS NY BRANCH COMM PAPER -- 0.000% 05/30/2017	09659BSW1	1,000,000.00	A-1	P-1	11/28/16	11/29/16	994,085.00	1.18	0.00	996,165.00	996,404.00
Security Type Sub-Total		1,000,000.00					994,085.00	1.18	0.00	996,165.00	996,404.00
Managed Account Sub-Total		53,445,000.00					53,727,751.65	1.25	203,157.52	53,650,614.54	53,316,284.16
Securities Sub-Total		\$53,445,000.00					\$53,727,751.65	1.25%	\$203,157.52	\$53,650,614.54	\$53,316,284.16
Accrued Interest											\$203,157.52
Total Investments											\$53,519,441.68



Managed Account Fair Market Value & Analytics

For the Month Ending **January 31, 2017**

CITY OF PASO ROBLES INVESTMENT PORTFOLIO - 69330010

Security Type/Description Dated Date/Coupon/Maturity	CUSIP	Par	Broker	Next Call Date	Market Price	Market Value	Unreal G/L On Cost	Unreal G/L Amort Cost	Effective Duration	Duration to Worst at Mkt	YTM
U.S. Treasury Bond / Note											
US TREASURY NOTES DTD 10/31/2013 1.250% 10/31/2018	912828WD8	395,000.00	MORGANST		100.17	395,679.01	(1,265.13)	(462.23)	1.72	1.72	1.15
US TREASURY NOTES DTD 10/31/2013 1.250% 10/31/2018	912828WD8	1,000,000.00	CITIGRP		100.17	1,001,719.00	(859.13)	197.62	1.72	1.72	1.15
US TREASURY NOTES DTD 06/30/2014 1.625% 06/30/2019	912828WS5	1,500,000.00	GOLDMAN		100.64	1,509,609.00	(4,512.09)	8.89	2.36	2.36	1.35
US TREASURY NOTES DTD 01/31/2013 1.375% 01/31/2020	912828UL2	990,000.00	MORGANST		99.71	987,137.91	(4,331.62)	(3,968.62)	2.93	2.93	1.47
US TREASURY NOTE DTD 06/30/2015 1.625% 06/30/2020	912828XH8	4,470,000.00	CITIGRP		100.08	4,473,665.40	(1,572.88)	(1,330.14)	3.30	3.30	1.60
US TREASURY NOTES DTD 10/31/2013 1.750% 10/31/2020	912828WC0	1,000,000.00	CITIGRP		100.26	1,002,617.00	(4,883.00)	(3,061.95)	3.60	3.60	1.68
US TREASURY NOTES DTD 10/31/2013 1.750% 10/31/2020	912828WC0	2,000,000.00	MORGANST		100.26	2,005,234.00	(1,875.38)	(171.12)	3.60	3.60	1.68
US TREASURY NOTES DTD 05/02/2016 1.375% 04/30/2021	912828O78	3,000,000.00	MERRILL		98.23	2,946,798.00	(107,108.25)	(100,949.43)	4.09	4.09	1.81
Security Type Sub-Total		14,355,000.00				14,322,459.32	(126,407.48)	(109,736.98)	3.25	3.25	1.58

Federal Agency Bond / Note											
FHLMC NOTES (CALLABLE) DTD 11/27/2012 0.900% 11/27/2017	3134G3Y38	2,000,000.00	NEW ACCT	02/27/17	99.98	1,999,678.00	(322.00)	(322.00)	0.49	0.82	0.92
FREDDIE MAC (CALLABLE) GLOBAL NOTES DTD 12/28/2012 0.900% 12/28/2017	3134G32Y5	2,000,000.00	NEW ACCT	03/28/17	99.99	1,999,724.00	(276.00)	(276.00)	0.60	0.90	0.92
FHLMC REFERENCE NOTE DTD 04/07/2016 0.750% 04/09/2018	3137EAEA3	3,000,000.00	NOMURA		99.71	2,991,417.00	(3,873.00)	(5,781.90)	1.18	1.18	0.99
FEDERAL HOME LOAN BANKS AGCY DTD 05/27/2016 0.875% 06/29/2018	3130A8BD4	650,000.00	WELLSFAR		99.73	648,236.55	(3,167.45)	(2,738.52)	1.40	1.40	1.07
FHLB NOTES DTD 07/08/2016 0.625% 08/07/2018	3130A8PK3	2,900,000.00	TD SEC U		99.23	2,877,719.30	(14,479.70)	(16,557.78)	1.50	1.50	1.14
FHLMC REFERENCE NOTE DTD 09/16/2016 0.875% 10/12/2018	3137EAED7	1,600,000.00	BARCLAYS		99.48	1,591,646.40	(7,665.60)	(7,790.50)	1.67	1.67	1.19
FNMA BENCHMARK NOTE DTD 01/08/2016 1.375% 01/28/2019	3135G0H63	990,000.00	MORGANST		100.26	992,613.60	(3,078.90)	(1,187.90)	1.96	1.96	1.24



Managed Account Fair Market Value & Analytics

For the Month Ending **January 31, 2017**

CITY OF PASO ROBLES INVESTMENT PORTFOLIO - 69330010

Security Type/Description	Dated Date/Coupon/Maturity	CUSIP	Par	Broker	Next Call Date	Market Price	Market Value	Unreal G/L On Cost	Unreal G/L Amort Cost	Effective Duration	Duration to Worst at Mkt	YTM
Federal Agency Bond / Note												
FANNIE MAE BENCHMARK NOTE	DTD 01/13/2014 1.875% 02/19/2019	3135G0ZA4	1,930,000.00	MERRILL		101.20	1,953,100.17	(25,342.83)	(10,130.88)	1.99	1.99	1.28
FREDDIE MAC NOTES	DTD 03/21/2016 1.125% 04/15/2019	3137EADZ9	1,990,000.00	TD SEC U		99.55	1,981,138.53	(17,060.27)	(14,934.37)	2.16	2.16	1.33
FREDDIE MAC NOTES	DTD 03/21/2016 1.125% 04/15/2019	3137EADZ9	2,900,000.00	TD SEC U		99.55	2,887,086.30	(37,070.70)	(32,258.35)	2.16	2.16	1.33
FREDDIE MAC NOTES	DTD 04/16/2012 1.750% 05/30/2019	3137EADG1	1,480,000.00	MERRILL		100.84	1,492,429.04	(1,423.76)	2,955.55	2.27	2.27	1.38
FNMA BENCHMARK NOTE	DTD 08/02/2016 0.875% 08/02/2019	3135G0N33	1,500,000.00	GOLDMAN		98.67	1,479,990.00	(17,490.00)	(17,902.83)	2.45	2.45	1.42
FNMA BENCHMARK NOTE	DTD 11/07/2014 1.750% 11/26/2019	3135G0ZY2	3,000,000.00	GOLDMAN		100.73	3,021,765.00	(3,375.00)	4,084.44	2.74	2.74	1.49
FNMA NOTES	DTD 08/19/2016 1.250% 08/17/2021	3135G0N82	1,700,000.00	MORGANST		96.93	1,647,850.80	(46,131.20)	(46,620.38)	4.36	4.36	1.96
Security Type Sub-Total			27,640,000.00				27,564,394.69	(180,756.41)	(149,461.42)	1.90	1.95	1.25

Corporate Note												
JPMORGAN CHASE & CO GLOBAL NOTES	DTD 08/20/2012 2.000% 08/15/2017	48126EAA5	980,000.00	GOLDMAN		100.35	983,468.22	(1,784.58)	1,576.94	0.53	0.53	1.34
GENERAL ELEC CAP CORP GLOBAL SR MTN	DTD 09/24/2007 5.625% 09/15/2017	36962G3H5	910,000.00	KEYBAN		102.77	935,163.32	(40,238.38)	(528.74)	0.61	0.61	1.15
MICROSOFT CORP NOTES	DTD 11/07/2012 0.875% 11/15/2017	594918AP9	2,000,000.00	NEW ACCT		99.91	1,998,220.00	9,820.00	182.02	0.77	0.78	0.99
IBM CORP NOTES	DTD 02/19/2016 1.800% 05/17/2019	459200JE2	995,000.00	JPMCHASE		100.31	998,042.71	634.81	1,311.09	2.23	2.23	1.66
APPLE INC	DTD 02/09/2015 1.550% 02/07/2020	037833AX8	2,000,000.00	NEW ACCT		98.97	1,979,414.00	6,276.00	(3,060.88)	2.91	2.91	1.90
BONY MELLON CORP NOTE (CALLABLE)	DTD 11/27/2015 2.450% 11/27/2020	06406HDF3	985,000.00	1ST TENN	10/27/20	100.29	987,817.10	(3,782.40)	(2,558.74)	3.63	3.54	2.37
WELLS FARGO CORP NOTES	DTD 03/04/2016 2.500% 03/04/2021	949746RS2	1,315,000.00	WELLSFAR		99.00	1,301,814.50	(40,116.70)	(36,763.06)	3.82	3.82	2.76
MORGAN STANLEY CORP NOTES	DTD 04/21/2016 2.500% 04/21/2021	61746BEA0	1,265,000.00	JPMCHASE		98.74	1,249,086.30	(37,431.35)	(35,529.61)	3.95	3.95	2.82



Managed Account Fair Market Value & Analytics

For the Month Ending **January 31, 2017**

CITY OF PASO ROBLES INVESTMENT PORTFOLIO - 69330010

Security Type/Description Dated Date/Coupon/Maturity	CUSIP	Par	Broker	Next Call Date	Market Price	Market Value	Unreal G/L On Cost	Unreal G/L Amort Cost	Effective Duration	Duration to Worst at Mkt	YTM
Security Type Sub-Total		10,450,000.00				10,433,026.15	(106,622.60)	(75,370.98)	2.31	2.30	1.84
Commercial Paper											
BNP PARIBAS NY BRANCH COMM PAPER -- 0.000% 05/30/2017	09659BSW1	1,000,000.00	BNP PARI		99.64	996,404.00	2,319.00	239.00	0.32	0.32	1.09
Security Type Sub-Total		1,000,000.00				996,404.00	2,319.00	239.00	0.32	0.32	1.09
Managed Account Sub-Total		53,445,000.00				53,316,284.16	(411,467.49)	(334,330.38)	2.31	2.34	1.45
Securities Sub-Total		\$53,445,000.00				\$53,316,284.16	(\$411,467.49)	(\$334,330.38)	2.31	2.34	1.45%
Accrued Interest						\$203,157.52					
Total Investments						\$53,519,441.68					



Managed Account Security Transactions & Interest

For the Month Ending **January 31, 2017**

CITY OF PASO ROBLES INVESTMENT PORTFOLIO - 69330010

Transaction Type		Security Description	CUSIP	Par	Principal Proceeds	Accrued Interest	Total	Realized G/L Cost	Realized G/L Amort Cost	Sale Method
Trade	Settle									
INTEREST										
01/28/17	01/28/17	FNMA BENCHMARK NOTE DTD 01/08/2016 1.375% 01/28/2019	3135G0H63	990,000.00	0.00	6,806.25	6,806.25			
01/31/17	01/31/17	US TREASURY NOTES DTD 01/31/2013 1.375% 01/31/2020	912828UL2	990,000.00	0.00	6,806.25	6,806.25			
Transaction Type Sub-Total				1,980,000.00	0.00	13,612.50	13,612.50			
Managed Account Sub-Total					0.00	13,612.50	13,612.50			
Total Security Transactions					\$0.00	\$13,612.50	\$13,612.50			



Managed Account Summary Statement

For the Month Ending **January 31, 2017**

CITY OF PASO ROBLES SHORT TERM FUNDS - 69330020

Transaction Summary - Managed Account

Opening Market Value	\$559,70540
Maturities/Calls	0.00
Principal Dispositions	0.00
Principal Acquisitions	0.00
Unsettled Trades	0.00
Change in Current Value	718.00
Closing Market Value	\$555, 2740

Cash Transactions Summary - Managed Account

Maturities/Calls	0.00
Sale Proceeds	0.00
Coupon/Interest/Dividend Income	0.00
Principal Payments	0.00
Security Purchases	0.00
Net Cash Contribution	0.00
Reconciling Transactions	0.00

Earnings Reconciliation (Cash Basis) - Managed Account

Interest/Dividends/Coupons Received	0.00
Less Purchased Interest Related to Interest/Coupons	0.00
Plus Net Realized Gains/Losses	0.00
Total Cash Basis Earnings	\$040

Cash Balance

Closing Cash Balance	\$040
-----------------------------	--------------

Earnings Reconciliation (Accrual Basis)

	Total
Ending Amortized Value of Securities	999,126.11
Ending Accrued Interest	0.00
Plus Proceeds from Sales	0.00
Plus Proceeds of Maturities/Calls/Principal Payments	0.00
Plus Coupons/Dividends Received	0.00
Less Cost of New Purchases	0.00
Less Beginning Amortized Value of Securities	(998,084.17)
Less Beginning Accrued Interest	0.00
Total Accrual Basis Earnings	\$1,0. 14.



Managed Account Issuer Summary

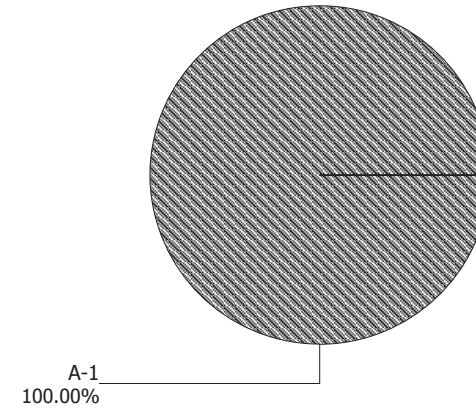
For the Month Ending **January 31, 2017**

CITY OF PASO ROBLES SHORT TERM FUNDS - 69330020

Issuer Summary

Issuer	Market Value of Holdings	percent
MITSUBISHI UFJ FINANCIAL GROUP INC	999,427.00	100.00
Total	\$555,274.00	100.00%

Credit Quality (SQP Ratings)





Managed Account Detail of Securities Held

For the Month Ending **January 31, 2017**

CITY OF PASO ROBLES SHORT TERM FUNDS - 69330020

Security Type	Description	Face Value	Coupon	Maturity	S&P Rating	Moody's Rating	Trade Date	Settle Date	Original Cost	'TM at Cost	Accrued Interest	Amortized Cost	Market Value
Commercial Paper													
BANK OF TOKYO MITSUBISHI COMM PAPER	06538BPT4	1,000,000.00	0.000%	02/27/2017	A-1	P-1	08/30/16	08/31/16	993,950.00	1.22	0.00	999,126.11	999,427.00
Security Type SuD-Total		1,000,000.00							553,520.00	1.22	0.00	555,120.11	555,274.00
Managed Account SuD-Total		1,000,000.00							553,520.00	1.22	0.00	555,120.11	555,274.00
Securities SuD-Total		\$1,000,000.00							\$553,520.00	1.22	\$0.00	\$555,120.11	\$555,274.00
Accrued Interest													\$0.00
Total Investments													\$555,274.00



Managed Account Fair Market Value Q Analytics

For the Month Ending **January 31, 2017**

CITY OF PASO ROBLES SHORT TERM FUNDS - 69330020

Security Description	Coupon	par	Broker	Next Call Date	Market price	Market Value	% of Realized Gain	% of Realized Gain Amort Cost	Effective Duration	Duration to Maturity	TM
Commercial Paper											
BANK OF TOKYO MITSUBISHI COMM PAPER	06538BPT4	1,000,000.00	BTM_DIR		99.94	999,427.00	5,477.00	300.89	0.07	0.07	0.76
--	0.000%	02/27/2017									
Security Type	SuD	1,000,000	40			555,274	0	300	05	0	07
Managed Account SuD	Total	1,000,000	40			555,274	0	300	05	0	07
Securities SuD	Total	\$1,000,000	40			\$555,274	0	\$300	05	0	07
Accrued Interest						\$0	40				
Total Investments						\$555,274	0				



**PasoCopy2017
Maturing Investments
Sorted by Fund
January 31, 2017 - December 31, 9999**

City of Paso Robles
821 Pine Street, Suite A
Paso Robles, CA Paso Robles,
(805)305-0151

Maturity Date	CUSIP	Investment #	Fund	Security Type	Issuer	Dealer	Dealer's Phone Number	Maturity Par Value	Stated Rate	Comments
02/02/2017	SYS10869	10869	100	BCD	Sterling Bank & Trust			249,000.00	0.900	
02/13/2017	SYS10940	10940	100	BCD	Community West Bank			250,000.00	0.840	
02/15/2017	48126EAA5	10915	100	MTN	JPMorgan Chase	PFM		980,000.00	2.000	
02/27/2017	06538BPT4	10944	100	ACP	Bank of Tokoyo Mitsubishi	PFM		1,000,000.00	1.210	
February 2017 Subtotal								2,479,000.00		
03/19/2017	SYS10877	10877	100	BCD	California Business Bank			249,000.00	0.900	
March 2017 Subtotal								249,000.00		
05/30/2017	09659BSW1	10956	100	ACP	Bank of New York Mellon	PFM		1,000,000.00	1.170	
May 2017 Subtotal								1,000,000.00		
07/21/2017	SYS10893	10893	100	BCD	Asian Pacific National Bank			249,000.00	0.850	
07/21/2017	SYS10891	10891	100	BCD	Pacific Enterprise Bank			250,000.00	1.010	
July 2017 Subtotal								499,000.00		
09/15/2017	36962G3H5	10916	100	MTN	General Electric Capital Corp	PFM		910,000.00	5.625	
September 2017 Subtotal								910,000.00		
10/27/2017	SYS10939	10939	100	BCD	One West Bank			250,000.00	1.200	
October 2017 Subtotal								250,000.00		
11/02/2017	SYS10895	10895	100	BCD	Pacific Alliance Bank			250,000.00	1.200	
11/03/2017	SYS10897	10897	100	BCD	IDB Bank			250,000.00	1.000	
11/15/2017	594918AP9	10823	100	MTN	MICROSOFT	GS		2,000,000.00	0.875	
11/27/2017	3134G3Y38	10800	100	FAC	Federal Home Loan Mtg Corp	GS		2,000,000.00	0.900	
November 2017 Subtotal								4,500,000.00		
12/28/2017	3134G32Y5	10805	100	FAC	Federal Home Loan Mtg Corp	GS		2,000,000.00	0.900	
December 2017 Subtotal								2,000,000.00		
02/17/2018	SYS10870	10870	100	BCD	Bank of the West			250,000.00	1.300	
02/23/2018	SYS10886	10886	100	BCD	Royal Business Bank			250,000.00	1.300	
February 2018 Subtotal								500,000.00		

PasoCopy2017
Maturing Investments
Sorted by Fund

Maturity Date	CUSIP	Investment #	Fund	Security Type	Issuer	Dealer	Dealer's Phone Number	Maturity Par Value	Stated Rate	Comments
04/09/2018	3137EAEA3	10930	100	FAC	Federal Home Loan Mtg Corp	PFM		3,000,000.00	0.750	
April 2018 Subtotal								3,000,000.00		
06/29/2018	3130A8BD4	10932	100	FAC	Federal Home Loan Bank	PFM		650,000.00	0.875	
June 2018 Subtotal								650,000.00		
08/07/2018	3130A8PK3	10938	100	FAC	Federal Home Loan Bank	PFM		2,900,000.00	0.625	
August 2018 Subtotal								2,900,000.00		
10/12/2018	3137EAED7	10946	100	FAC	Federal Home Loan Mtg Corp	PFM		1,600,000.00	0.875	
10/31/2018	912828WD8	10901	100	TRC	U.S. Treasury	PFM		395,000.00	1.250	
10/31/2018	912828WD8	10903	100	TRC	U.S. Treasury	PFM		1,000,000.00	1.250	
October 2018 Subtotal								2,995,000.00		
01/28/2019	3135G0H63	10914	100	FAC	Federal National Mtg Assn	PFM		990,000.00	1.375	
January 2019 Subtotal								990,000.00		
02/19/2019	3135G0ZA4	10917	100	FAC	Federal National Mtg Assn	PFM		1,930,000.00	1.875	
February 2019 Subtotal								1,930,000.00		
04/15/2019	3137EADZ9	10931	100	FAC	Federal Home Loan Mtg Corp	PFM		1,990,000.00	1.125	
04/15/2019	3137EADZ9	10934	100	FAC	Federal Home Loan Mtg Corp	PFM		2,900,000.00	1.125	
April 2019 Subtotal								4,890,000.00		
05/17/2019	459200JE2	10928	100	MC1	IBM	PFM		995,000.00	1.800	
05/30/2019	3137EADG1	10912	100	FAC	Federal Home Loan Mtg Corp	PFM		1,480,000.00	1.750	
May 2019 Subtotal								2,475,000.00		
06/30/2019	912828WS5	10905	100	TRC	U.S. Treasury	PFM		1,500,000.00	1.625	
June 2019 Subtotal								1,500,000.00		
08/02/2019	3135G0N33	10941	100	FAC	Federal National Mtg Assn	PFM		1,500,000.00	0.875	
August 2019 Subtotal								1,500,000.00		
11/26/2019	3135G0ZY2	10904	100	FAC	Federal National Mtg Assn	PFM		3,000,000.00	1.750	
November 2019 Subtotal								3,000,000.00		
01/31/2020	912828UL2	10913	100	TRC	U.S. Treasury	PFM		990,000.00	1.375	
January 2020 Subtotal								990,000.00		
02/07/2020	037833AX8	10887	100	MTN	Apple, Inc	GS		2,000,000.00	1.550	

PasoCopy2017
Maturing Investments
Sorted by Fund

Maturity Date	CUSIP	Investment #	Fund	Security Type	Issuer	Dealer	Dealer's Phone Number	Maturity Par Value	Stated Rate	Comments
							February 2020 Subtotal	2,000,000.00		
06/30/2020	912828XH8	10947	100	TRC	U.S. Treasury	PFM		4,470,000.00	1.625	
							June 2020 Subtotal	4,470,000.00		
10/31/2020	912828WC0	10900	100	TRC	U.S. Treasury	PFM		1,000,000.00	1.750	
10/31/2020	912828WC0	10902	100	TRC	U.S. Treasury	PFM		2,000,000.00	1.750	
							October 2020 Subtotal	3,000,000.00		
11/27/2020	06406HDF3	10929	100	MTN	Bank of New York Mellon	PFM		985,000.00	2.450	
							November 2020 Subtotal	985,000.00		
03/04/2021	949746RS2	10933	100	MTN	Wells Fargo & Company	PFM		1,315,000.00	2.500	
							March 2021 Subtotal	1,315,000.00		
04/21/2021	61746BEA0	10942	100	MTN	Morgan Stanley Dean Witter	PFM		1,265,000.00	2.500	
04/30/2021	912828Q78	10936	100	TRC	U.S. Treasury	PFM		3,000,000.00	1.375	
							April 2021 Subtotal	4,265,000.00		
08/17/2021	3135G0N82	10945	100	FAC	Federal National Mtg Assn	PFM		1,700,000.00	1.250	
							August 2021 Subtotal	1,700,000.00		
							Total	56,942,000.00		