



## Memorandum

To: City Council

Cc: Thomas Frutchey, City Manager  
Executive Managers

From: Mike Compton, City Treasurer

Subject: Monthly Treasurer's Report – July 2017

Date: August 18, 2017

---

This report presents the City's investment portfolio as of July 31, 2017. It includes all investments managed by the City except funds held by City's trustee. Funds held by trustee include bond reserve funds, deferred compensation plans and other post retirement benefit funds. This report does include funds under management by PFM Asset Management LLC (PFM). The investment portfolio is in compliance with all State laws.

Funds under management by PFM do not include bank cash accounts including money market accounts nor funds held in the Local Agency Investment Fund (LAIF) managed by State of California Treasurer's Office. Thus, the PFM report attached herein does not reflect these balances. In order to fully report all funds on hand at month end, the first page included herein is generated from the City's investment software, 'Sympro'. You will note that it includes all funds under management with PFM as well as the City's bank cash accounts, money market accounts and LAIF.

The City's monthly weighted average coupon for July was 1.351% and includes funds on hand from all sources. PFM reports a 'yield to maturity at market' of 1.60% representing the yield on the long-term portfolio funds they manage. PFM's yield to maturity at market on the short term portfolio was 1.20%. The difference in yields is due to the fact the calculation of the City's weighted average yield includes bank cash and LAIF balances while PFM's calculations do not include these source of short-term invested funds.

With regards to the PFM Report, it contains three components; the consolidated component that includes portfolio #69330010, the long-term component and portfolio #69330020 representing the short-term component (commercial paper). These two components are also shown individually.

I hereby certify that the City's investment portfolio provides sufficient liquidity to meet the City's cash flow requirements for the next six months.

Please don't hesitate to contact me should you have any questions and/or concerns.

---

Michael J. Compton, City Treasurer



**Paso 2018  
Portfolio Management  
Portfolio Summary  
July 31, 2017**

City of Paso Robles  
821 Pine Street, Suite A  
Paso Robles, CA Paso Robles,  
(805)305-0151

Investments	Par Value	Market Value	Book Value	% of Portfolio	Term	Days to Maturity	YTM 360 Equiv.	YTM 365 Equiv.
Certificates of Deposit - Bank	2,475,000.00	2,474,277.25	2,475,000.00	3.59	804	372	1.530	1.551
Managed Pool Accounts	1,000,287.52	1,000,287.52	1,000,287.52	1.45	1	1	0.395	0.400
Local Agency Investment Funds	10,400,000.00	10,400,000.00	10,400,000.00	15.07	1	1	0.907	0.920
Negotiable CDs	1,225,000.00	1,225,000.00	1,225,069.76	1.77	729	640	2.022	2.050
Medium Term Notes	11,455,000.00	11,479,089.05	11,485,012.63	16.64	1,489	821	1.754	1.778
Commercial Paper Disc. -Amortizing	2,000,000.00	1,992,420.00	1,994,378.61	2.89	183	74	1.376	1.395
Federal Agency Coupon Securities	23,940,000.00	23,871,986.90	24,017,121.98	34.79	1,305	962	1.342	1.361
Treasury Coupon Securities	15,435,000.00	15,477,554.35	15,436,788.73	22.36	1,536	1,219	1.658	1.681
Miscellaneous Coupon Securities	995,000.00	997,328.30	996,347.92	1.44	1,170	654	1.698	1.721
	<b>68,925,287.52</b>	<b>68,917,943.37</b>	<b>69,030,007.15</b>	<b>100.00%</b>	<b>1,109</b>	<b>780</b>	<b>1.427</b>	<b>1.447</b>

Cash								
Passbook/Checking (not included in yield calculations)	390,963.65	390,963.65	390,963.65		1	1	0.000	0.000
<b>Total Cash and Investments</b>	<b>69,316,251.17</b>	<b>69,308,907.02</b>	<b>69,420,970.80</b>		<b>1,109</b>	<b>780</b>	<b>1.427</b>	<b>1.447</b>

Total Earnings	July 31	Month Ending	Fiscal Year To Date
Current Year		-18,260.61	-18,260.61
<b>Average Daily Balance</b>		<b>73,145,865.54</b>	<b>73,145,865.54</b>
<b>Effective Rate of Return</b>		<b>-0.29%</b>	<b>-0.29%</b>

Mike Compton, Treasurer

Reporting period 07/01/2017-07/31/2017

Run Date: 08/18/2017 - 17:31

Portfolio PR18  
AC  
PM (PRF\_PM1) 7.2.5  
Report Ver. 7.3.1

**Paso 2018  
Portfolio Management  
Portfolio Details - Investments  
July 31, 2017**

CUSIP	Investment #	Issuer	Average Balance	Purchase Date	Par Value	Market Value	Book Value	Stated Rate	YTM 360	YTM 365	Days to Maturity	Maturity Date
<b>Certificates of Deposit - Bank</b>												
SYS10870	10870	Bank of the West		02/17/2015	250,000.00	250,000.00	250,000.00	1.300	1.282	1.300	200	02/17/2018
SYS10897	10897	IDB Bank		11/03/2015	250,000.00	250,000.00	250,000.00	1.000	0.986	1.000	94	11/03/2017
06417GUE6	10976	Bank of Nova Scotia		04/06/2017	1,225,000.00	1,224,277.25	1,225,000.00	1.910	1.884	1.910	612	04/05/2019
SYS10939	10939	One West Bank		10/27/2015	250,000.00	250,000.00	250,000.00	1.200	1.184	1.200	87	10/27/2017
SYS10895	10895	Pacific Alliance Bank		11/02/2015	250,000.00	250,000.00	250,000.00	1.200	1.184	1.200	93	11/02/2017
SYS10886	10886	Royal Business Bank		02/20/2015	250,000.00	250,000.00	250,000.00	1.300	1.282	1.300	206	02/23/2018
<b>Subtotal and Average</b>			<b>2,796,935.48</b>		<b>2,475,000.00</b>	<b>2,474,277.25</b>	<b>2,475,000.00</b>		<b>1.530</b>	<b>1.551</b>	<b>372</b>	
<b>Managed Pool Accounts</b>												
SYS10738	10738	Cal Trust Money Market			0.00	0.00	0.00	0.340	0.335	0.340	1	
SYS10998	10998	Pacific Premier Bank - MM		06/23/2017	1,000,287.52	1,000,287.52	1,000,287.52	0.400	0.395	0.400	1	
<b>Subtotal and Average</b>			<b>1,000,062.31</b>		<b>1,000,287.52</b>	<b>1,000,287.52</b>	<b>1,000,287.52</b>		<b>0.395</b>	<b>0.400</b>	<b>1</b>	
<b>Local Agency Investment Funds</b>												
9840271	10278	Local Agency Investment Fund			10,400,000.00	10,400,000.00	10,400,000.00	0.920	0.907	0.920	1	
<b>Subtotal and Average</b>			<b>10,437,283.90</b>		<b>10,400,000.00</b>	<b>10,400,000.00</b>	<b>10,400,000.00</b>		<b>0.907</b>	<b>0.920</b>	<b>1</b>	
<b>Passbook/Checking Accounts</b>												
SYS10728	10728	Heritage Oaks Bank			0.00	0.00	0.00		0.000	0.000	1	
<b>Subtotal and Average</b>			<b>1,585,758.49</b>		<b>0.00</b>	<b>0.00</b>	<b>0.00</b>		<b>0.000</b>	<b>0.000</b>	<b>0</b>	
<b>Negotiable CDs</b>												
86563YVN0	10977	Sumitomo Mitsui Bank		05/04/2017	1,225,000.00	1,225,000.00	1,225,069.76	2.050	2.022	2.050	640	05/03/2019
<b>Subtotal and Average</b>			<b>1,225,069.76</b>		<b>1,225,000.00</b>	<b>1,225,000.00</b>	<b>1,225,069.76</b>		<b>2.022</b>	<b>2.050</b>	<b>640</b>	
<b>Medium Term Notes</b>												
037833AX8	10887	Apple, Inc		05/28/2015	2,000,000.00	1,990,160.00	1,985,590.90	1.550	1.825	1.850	920	02/07/2020
084670BQ0	10957	Berkshire Hathaway		02/21/2017	2,000,000.00	2,015,360.00	1,997,577.27	2.200	2.204	2.235	1,322	03/15/2021
06406HDF3	10929	Bank of New York Mellon		03/03/2016	985,000.00	994,613.60	989,632.04	2.450	2.268	2.299	1,214	11/27/2020
36962G3H5	10916	General Electric Capital Corp		02/12/2016	910,000.00	917,443.80	915,022.12	5.625	1.044	1.059	45	09/15/2017
48126EAA5	10972	JPMorgan Chase		02/12/2016	980,000.00	980,695.80	980,135.43	2.000	1.616	1.639	14	08/15/2017
594918AP9	10823	MICROSOFT		02/14/2013	2,000,000.00	1,997,240.00	1,999,294.92	0.875	0.987	1.000	106	11/15/2017
61746BEA0	10942	Morgan Stanley Dean Witter		08/25/2016	1,265,000.00	1,264,025.95	1,282,203.85	2.500	2.085	2.114	1,359	04/21/2021
949746RS2	10933	Wells Fargo & Company		06/20/2016	1,315,000.00	1,319,549.90	1,335,556.10	2.500	2.013	2.041	1,311	03/04/2021
<b>Subtotal and Average</b>			<b>11,486,863.21</b>		<b>11,455,000.00</b>	<b>11,479,089.05</b>	<b>11,485,012.63</b>		<b>1.754</b>	<b>1.778</b>	<b>821</b>	

**Paso 2018**  
**Portfolio Management**  
**Portfolio Details - Investments**  
**July 31, 2017**

CUSIP	Investment #	Issuer	Average Balance	Purchase Date	Par Value	Market Value	Book Value	Stated Rate	YTM 360	YTM 365	Days to Maturity	Maturity Date
<b>Commercial Paper Disc. -Amortizing</b>												
06538BVU4	10968	Bank of Tokoyo Mitsubishi		02/27/2017	1,000,000.00	998,040.00	998,987.50	1.350	1.359	1.378	27	08/28/2017
09659BZ11	10981	Bank of New York Mellon		05/31/2017	1,000,000.00	994,380.00	995,391.11	1.360	1.392	1.412	122	12/01/2017
<b>Subtotal and Average</b>			<b>1,993,249.45</b>		<b>2,000,000.00</b>	<b>1,992,420.00</b>	<b>1,994,378.61</b>		<b>1.376</b>	<b>1.395</b>	<b>74</b>	
<b>Federal Agency Coupon Securities</b>												
3137EADG1	10912	Federal Home Loan Mtg Corp		12/23/2015	1,480,000.00	1,489,975.20	1,487,379.95	1.750	1.449	1.470	667	05/30/2019
3137EADZ9	10931	Federal Home Loan Mtg Corp		04/19/2016	1,990,000.00	1,981,064.90	1,994,678.50	1.125	0.971	0.985	622	04/15/2019
3137EADZ9	10934	Federal Home Loan Mtg Corp		07/11/2016	2,900,000.00	2,886,979.00	2,914,921.93	1.125	0.808	0.819	622	04/15/2019
3137EAED7	10946	Federal Home Loan Mtg Corp		09/16/2016	1,600,000.00	1,590,240.00	1,599,641.40	0.875	0.884	0.896	437	10/12/2018
3137EAEE5	10973	Federal Home Loan Mtg Corp		04/05/2017	2,000,000.00	1,975,960.00	2,006,429.26	1.500	1.481	1.501	899	01/17/2020
3135G0ZY2	10904	Federal National Mtg Assn		11/09/2015	3,000,000.00	3,016,620.00	3,014,407.62	1.750	1.515	1.536	847	11/26/2019
3135G0ZA4	10917	Federal National Mtg Assn		02/18/2016	1,930,000.00	1,923,939.80	1,955,005.73	1.875	1.010	1.024	567	02/19/2019
3135G0N33	10941	Federal National Mtg Assn		08/02/2016	1,500,000.00	1,499,790.00	1,498,317.67	0.875	1.101	1.116	731	08/02/2019
3135G0N82	10945	Federal National Mtg Assn		09/02/2016	1,700,000.00	1,661,818.00	1,695,091.20	1.250	1.306	1.324	1,477	08/17/2021
3135G0S38	10958	Federal National Mtg Assn		02/16/2017	2,000,000.00	2,006,660.00	1,993,910.36	2.000	2.044	2.073	1,618	01/05/2022
3135G0T29	10970	Federal National Mtg Assn		02/28/2017	495,000.00	493,703.10	494,810.58	1.500	1.501	1.522	941	02/28/2020
3135G0T45	10978	Federal National Mtg Assn		06/29/2017	1,685,000.00	1,679,709.10	1,691,982.68	1.875	1.848	1.874	1,708	04/05/2022
3135G0S38	10979	Federal National Mtg Assn		06/29/2017	1,660,000.00	1,665,527.80	1,670,545.10	2.000	1.824	1.850	1,618	01/05/2022
<b>Subtotal and Average</b>			<b>25,431,246.73</b>		<b>23,940,000.00</b>	<b>23,871,986.90</b>	<b>24,017,121.98</b>		<b>1.342</b>	<b>1.361</b>	<b>962</b>	
<b>Treasury Coupon Securities</b>												
912828WC0	10900	U.S. Treasury		11/03/2015	1,000,000.00	1,004,220.00	1,004,880.76	1.750	1.571	1.593	1,187	10/31/2020
912828WC0	10902	U.S. Treasury		11/09/2015	2,000,000.00	2,008,440.00	2,004,641.82	1.750	1.652	1.675	1,187	10/31/2020
912828WS5	10905	U.S. Treasury		12/03/2015	1,500,000.00	1,506,675.00	1,507,552.89	1.625	1.336	1.354	698	06/30/2019
912828XH8	10947	U.S. Treasury		11/25/2016	4,470,000.00	4,477,867.20	4,474,244.88	1.625	1.569	1.591	1,064	06/30/2020
912828Q78	10964	U.S. Treasury		02/16/2017	1,965,000.00	1,959,556.95	1,927,830.81	1.375	1.876	1.902	1,368	04/30/2021
912828F96	10975	U.S. Treasury		04/05/2017	2,945,000.00	2,968,589.45	2,963,602.44	2.000	1.819	1.844	1,552	10/31/2021
912828V72	10982	U.S. Treasury		07/11/2017	1,060,000.00	1,058,576.90	1,058,576.90	1.875	1.889	1.915	1,644	01/31/2022
912828UL2	10993	U.S. Treasury		01/28/2016	495,000.00	493,628.85	495,458.23	1.375	1.319	1.337	913	01/31/2020
<b>Subtotal and Average</b>			<b>16,193,019.01</b>		<b>15,435,000.00</b>	<b>15,477,554.35</b>	<b>15,436,788.73</b>		<b>1.658</b>	<b>1.681</b>	<b>1,219</b>	
<b>Miscellaneous Coupon Securities</b>												
459200JE2	10928	IBM		03/03/2016	995,000.00	997,328.30	996,347.92	1.800	1.698	1.721	654	05/17/2019
<b>Subtotal and Average</b>			<b>996,377.20</b>		<b>995,000.00</b>	<b>997,328.30</b>	<b>996,347.92</b>		<b>1.698</b>	<b>1.721</b>	<b>654</b>	

**Paso 2018  
Portfolio Management  
Portfolio Details - Investments  
July 31, 2017**

CUSIP	Investment #	Issuer	Average Balance	Purchase Date	Par Value	Market Value	Book Value	Stated Rate	YTM 360	YTM 365	Days to Maturity
Total and Average			73,145,865.54		68,925,287.52	68,917,943.37	69,030,007.15		1.427	1.447	780

**Paso 2018  
Portfolio Management  
Portfolio Details - Cash  
July 31, 2017**

CUSIP	Investment #	Issuer	Average Balance	Purchase Date	Par Value	Market Value	Book Value	Stated Rate	YTM 360	YTM 365	Days to Maturity
<b>Passbook/Checking Accounts</b>											
999	10281	City of Paso Robles			4,100.00	4,100.00	4,100.00		0.000	0.000	1
001023004	10280	Heritage Oaks Bank		07/01/2017	386,863.65	386,863.65	386,863.65		0.000	0.000	1
		<b>Average Balance</b>	<b>0.00</b>								<b>1</b>
		<b>Total Cash and Investments</b>	<b>73,145,865.54</b>		<b>69,316,251.17</b>	<b>69,308,907.02</b>	<b>69,420,970.80</b>		<b>1.427</b>	<b>1.447</b>	<b>780</b>



Customer Service  
 PO Box 11813  
 Harrisburg, PA 17108-1813

**ACCOUNT STATEMENT**

For the Month Ending  
**July 31, 2017**

**CITY OF PASO ROBLES**

**Client Management Team**

**Sarah Meacham**

Managing Director  
 601 South Figueroa, Suite 4500  
 Los Angeles, CA 90017  
 213-489-4075  
 meachams@pfm.com

**Joseph Creason**

Portfolio Manager  
 One Keystone Plaza, Suite 300  
 Harrisburg, PA 17101  
 717-231-6217  
 creasonj@pfm.com

**Izac Chyou**

Senior Managing Consultant  
 50 California Street, Suite 2300  
 San Francisco, CA 94111  
 415-393-7251  
 chyoui@pfm.com

**Contents**

- Cover/Disclosures
- Summary Statement
- Individual Accounts

**Accounts included in Statement**

69330010	CITY OF PASO ROBLES INVESTMENT PORTFOLIO
69330020	CITY OF PASO ROBLES SHORT TERM FUNDS

CITY OF PASO ROBLES  
 MICHAEL COMPTON  
 821 PINE STREET, SUITE A  
 PASO ROBLES, CA 93446

**Online Access** [www.pfm.com](http://www.pfm.com)

**Customer Service** 1-717-232-2723



## Important Disclosures

## Important Disclosures

This statement is for general information purposes only and is not intended to provide specific advice or recommendations. PFM Asset Management LLC ("PFM") is an investment advisor registered with the Securities and Exchange Commission, and is required to maintain a written disclosure statement of our background and business experience. If you would like to receive a copy of our current disclosure statement, please contact Service Operations at the address below.

**Proxy Voting** PFM does not normally receive proxies to vote on behalf of its clients. However, it does on occasion receive consent requests. In the event a consent request is received the portfolio manager contacts the client and then proceeds according to their instructions. PFM's Proxy Voting Policy is available upon request by contacting Service Operations at the address below.

**Questions About an Account** PFM's monthly statement is intended to detail our investment advisory activity as well as the activity of any accounts held by clients in pools that are managed by PFM. The custodian bank maintains the control of assets and executes (i.e., settles) all investment transactions. The custodian statement is the official record of security and cash holdings and transactions. PFM recognizes that clients may use these reports to facilitate record keeping and that the custodian bank statement and the PFM statement should be reconciled and differences resolved. Many custodians use a settlement date basis which may result in the need to reconcile due to a timing difference.

**Account Control** PFM does not have the authority to withdraw funds from or deposit funds to the custodian. Our clients retain responsibility for their internal accounting policies; implementing and enforcing internal controls and generating ledger entries or otherwise recording transactions.

**Market Value** Generally, PFM's market prices are derived from closing bid prices as of the last business day of the month as supplied by Interactive Data, Bloomberg or Telerate. Where prices are not available from generally recognized sources the securities are priced using a yield-based matrix system to arrive at an estimated market value. Prices that fall between data points are interpolated. Non-negotiable FDIC-insured bank certificates of deposit are priced at par. Although PFM believes the prices to be reliable, the values of the securities do not always represent the prices at which the securities could have been bought or sold. Explanation of the valuation methods for money market and TERM funds is contained in the appropriate fund information statement.

**Amortized Cost** The original cost of the principal of the security is adjusted for the amount of the periodic reduction of any discount or premium from the purchase date until the date of the report. Discount or premium with respect to short term securities (those with less than one year to maturity at time of issuance) is amortized on a straightline basis. Such discount or premium with respect to longer term securities is amortized using the constant yield basis.

**Tax Reporting** Cost data and realized gains / losses are provided for informational purposes only. Please review for accuracy and consult your tax advisor to determine the tax consequences of your security transactions. PFM does not report such information to the IRS or other taxing authorities and is not responsible for the accuracy of such information that may be required to be reported to federal, state or other taxing authorities.

**Financial Situation** In order to better serve you, PFM should be promptly notified of any material change in your investment objective or financial situation.

**Callable Securities** Securities subject to redemption prior to maturity may be redeemed in whole or in part before maturity, which could affect the yield represented.

**Portfolio** The securities in this portfolio, including shares of mutual funds, are not guaranteed or otherwise protected by PFM, the FDIC (except for certain non-negotiable certificates of deposit) or any government agency. Investment in securities involves risks, including the possible loss of the amount invested.

**Rating** Information provided for ratings is based upon a good faith inquiry of selected sources, but its accuracy and completeness cannot be guaranteed. Shares of some money market and TERM funds are marketed through representatives of PFM's wholly owned subsidiary, PFM Fund Distributors, Inc. PFM Fund Distributors, Inc. is registered with the SEC as a broker/dealer and is a member of the Financial Industry Regulatory Authority ("FINRA") and the Municipal Securities Rulemaking Board ("MSRB"). You may reach the FINRA by calling the FINRA Regulator Public Disclosure Hotline at 1-888-289-9999 or at the FINRA Regulation Internet website address [www.nasd.com](http://www.nasd.com). A brochure describing the FINRA Regulation Public Disclosure Program is also available from the FINRA upon request.

**Key Terms and Definitions**

**Dividends** on money market funds consist of interest earned, plus any discount ratably amortized to the date of maturity, plus all realized gains and losses on the sale of securities prior to maturity, less ratable amortization of any premium and all accrued expenses to the fund. Dividends are accrued daily and may be paid either monthly or quarterly. The monthly earnings on this statement represent the estimated dividend accrued for the month for any program that distributes earnings on a quarterly basis. There is no guarantee that the estimated amount will be paid on the actual distribution date.

**Current Yield** is the net change, exclusive of capital changes and income other than investment income, in the value of a hypothetical fund account with a balance of one share over the seven-day base period including the statement date, expressed as a percentage of the value of one share (normally \$1.00 per share) at the beginning of the seven-day period. This resulting net change in account value is then annualized by multiplying it by 365 and dividing the result by 7. The yields quoted should not be considered a representation of the yield of the fund in the future, since the yield is not fixed.

**Average maturity** represents the average maturity of all securities and investments of a portfolio, determined by multiplying the par or principal value of each security or investment by its maturity (days or years), summing the products, and dividing the sum by the total principal value of the portfolio. The stated maturity date of mortgage backed or callable securities are used in this statement. However the actual maturity of these securities could vary depending on the level or prepayments on the underlying mortgages or whether a callable security has or is still able to be called.

**Monthly distribution yield** represents the net change in the value of one share (normally \$1.00 per share) resulting from all dividends declared during the month by a fund expressed as a percentage of the value of one share at the beginning of the month. This resulting net change is then annualized by multiplying it by 365 and dividing it by the number of calendar days in the month.

**YTM at Cost** The yield to maturity at cost is the expected rate of return, based on the original cost, the annual interest receipts, maturity value and the time period from purchase date to maturity, stated as a percentage, on an annualized basis.

**YTM at Market** The yield to maturity at market is the rate of return, based on the current market value, the annual interest receipts, maturity value and the time period remaining until maturity, stated as a percentage, on an annualized basis.

**Managed Account** A portfolio of investments managed discretely by PFM according to the client's specific investment policy and requirements. The investments are directly owned by the client and held by the client's custodian.

**Unsettled Trade** A trade which has been executed however the final consummation of the security transaction and payment has not yet taken place.

Please review the detail pages of this statement carefully. If you think your statement is wrong, missing account information, or if you need more information about a transaction, please contact PFM within 60 days of receipt. If you have other concerns or questions regarding your account you should contact a member of your client management team or PFM Service Operations at the address below.

PFM Asset Management LLC  
Attn: Service Operations  
One Keystone Plaza, Suite 300  
N. Front & Market Sts  
Harrisburg, PA 17101





**Account Statement**

For the Month Ending **July 31, 2017**

**Consolidated Summary Statement**

CITY OF PASO ROBLES

<b>Portfolio Summary</b>		
<b>Portfolio Holdings</b>	<b>Cash Dividends and Income</b>	<b>Closing Market Value</b>
PFM Managed Account	(30,706.60)	56,370,628.70
<b>Total</b>	<b>(\$30,706.60)</b>	<b>\$56,370,628.70</b>

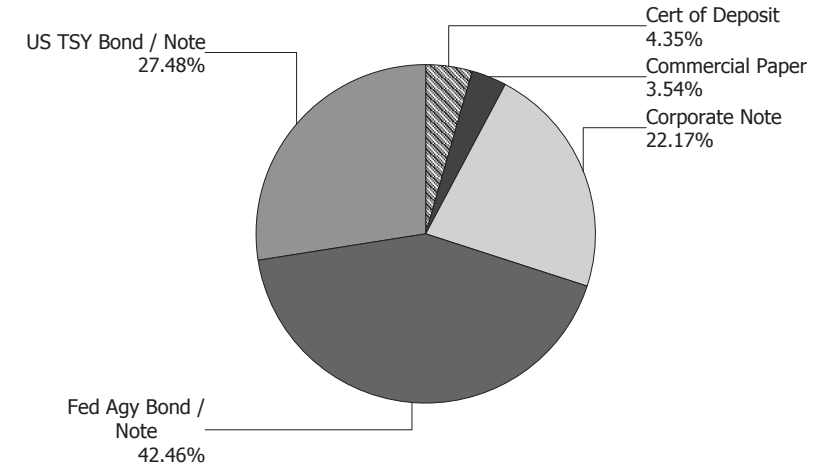
<b>Investment Allocation</b>		
<b>Investment Type</b>	<b>Closing Market Value</b>	<b>Percent</b>
Certificate of Deposit	2,452,997.58	4.35
Commercial Paper	1,994,437.00	3.54
Corporate Note	12,499,862.17	22.17
Federal Agency Bond / Note	23,934,980.84	42.46
U.S. Treasury Bond / Note	15,488,351.11	27.48
<b>Total</b>	<b>\$56,370,628.70</b>	<b>100.00%</b>

**Maturity Distribution (Fixed Income Holdings)**

<b>Portfolio Holdings</b>	<b>Closing Market Value</b>	<b>Percent</b>
Under 30 days	1,979,281.62	3.51
31 to 60 days	914,514.51	1.62
61 to 90 days	0.00	0.00
91 to 180 days	2,993,624.00	5.31
181 days to 1 year	0.00	0.00
1 to 2 years	14,856,754.32	26.36
2 to 3 years	13,974,178.74	24.79
3 to 4 years	10,574,599.12	18.76
4 to 5 years	11,077,676.39	19.65
Over 5 years	0.00	0.00
<b>Total</b>	<b>\$56,370,628.70</b>	<b>100.00%</b>

**Weighted Average Days to Maturity 953**

**Sector Allocation**





**Account Statement**

For the Month Ending **July 31, 2017**

**Consolidated Summary Statement**

CITY OF PASO ROBLES

<b>Account Number</b>	<b>Account Name</b>	<b>Opening Market Value</b>	<b>Purchases / Deposits</b>	<b>Redemptions / Sales/ Maturities</b>	<b>Unsettled Trades</b>	<b>Change in Value</b>	<b>Closing Market Value</b>	<b>Cash Dividends and Income</b>
69330010	CITY OF PASO ROBLES INVESTMENT PORTFOLIO	61,272,713.98	1,058,136.72	(7,050,137.89)	0.00	90,848.89	55,371,561.70	(30,706.60)
69330020	CITY OF PASO ROBLES SHORT TERM FUNDS	998,002.00	0.00	0.00	0.00	1,065.00	999,067.00	0.00
<b>Total</b>		<b>\$62,270,715.98</b>	<b>\$1,058,136.72</b>	<b>(\$7,050,137.89)</b>	<b>\$0.00</b>	<b>\$91,913.89</b>	<b>\$56,370,628.70</b>	<b>(\$30,706.60)</b>



## Managed Account Summary Statement

For the Month Ending **July 31, 2017**

**CITY OF PASO ROBLES INVESTMENT PORTFOLIO - 69330010**

### Transaction Summary - Managed Account

<b>Opening Market Value</b>	<b>\$61,272,713.98</b>
Maturities/Calls	0.00
Principal Dispositions	(7,050,137.89)
Principal Acquisitions	1,058,136.72
Unsettled Trades	0.00
Change in Current Value	90,848.89
<b>Closing Market Value</b>	<b>\$55,371,561.70</b>

### Cash Transactions Summary - Managed Account

Maturities/Calls	0.00
Sale Proceeds	7,075,262.65
Coupon/Interest/Dividend Income	64,127.30
Principal Payments	0.00
Security Purchases	(1,066,976.15)
Net Cash Contribution	(6,072,413.80)
Reconciling Transactions	0.00

### Earnings Reconciliation (Cash Basis) - Managed Account

Interest/Dividends/Coupons Received	89,252.06
Less Purchased Interest Related to Interest/Coupons	(8,839.43)
Plus Net Realized Gains/Losses	(111,119.23)
<b>Total Cash Basis Earnings</b>	<b>(\$30,706.60)</b>

### Cash Balance

**Closing Cash Balance** **\$0.00**

### Earnings Reconciliation (Accrual Basis)

	<b>Total</b>
Ending Amortized Value of Securities	55,367,642.19
Ending Accrued Interest	236,991.85
Plus Proceeds from Sales	7,075,262.65
Plus Proceeds of Maturities/Calls/Principal Payments	0.00
Plus Coupons/Dividends Received	64,127.30
Less Cost of New Purchases	(1,066,976.15)
Less Beginning Amortized Value of Securities	(61,463,105.39)
Less Beginning Accrued Interest	(236,492.47)
<b>Total Accrual Basis Earnings</b>	<b>(\$22,550.02)</b>





## Managed Account Issuer Summary

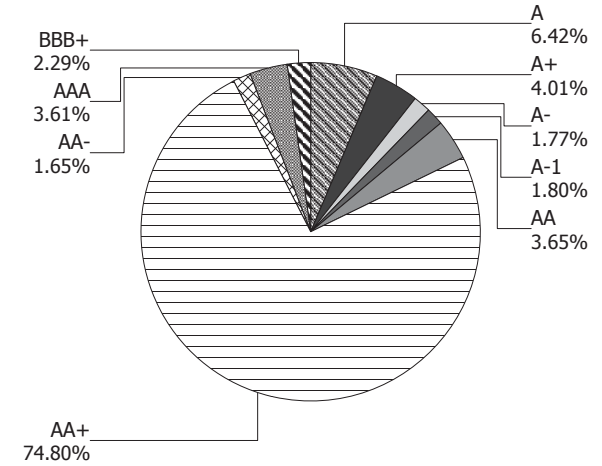
For the Month Ending July 31, 2017

CITY OF PASO ROBLES INVESTMENT PORTFOLIO - 69330010

### Issuer Summary

Issuer	Market Value of Holdings	Percent
APPLE INC	1,994,844.00	3.60
BANK OF NOVA SCOTIA	1,223,997.95	2.21
BERKSHIRE HATHAWAY INC	2,019,818.00	3.65
BNP PARIBAS	995,370.00	1.80
FANNIE MAE	13,981,735.26	25.25
FREDDIE MAC	9,953,245.58	17.98
GENERAL ELECTRIC CO	914,514.51	1.65
IBM CORP	999,094.43	1.80
JP MORGAN CHASE & CO	980,214.62	1.77
MICROSOFT CORP	1,998,254.00	3.61
MORGAN STANLEY	1,268,959.45	2.29
SUMITOMO MITSUI FINANCIAL GROUP INC	1,228,999.63	2.22
THE BANK OF NEW YORK MELLON CORPORATION	998,961.39	1.80
UNITED STATES TREASURY	15,488,351.11	27.98
WELLS FARGO & COMPANY	1,325,201.77	2.39
<b>Total</b>	<b>\$55,371,561.70</b>	<b>100.00%</b>

### Credit Quality (S&P Ratings)





**Managed Account Detail of Securities Held**

For the Month Ending **July 31, 2017**

**CITY OF PASO ROBLES INVESTMENT PORTFOLIO - 69330010**

<b>Security Type/Description</b> <b>Dated Date/Coupon/Maturity</b>	<b>CUSIP</b>	<b>Par</b>	<b>S&amp;P Rating</b>	<b>Moody's Rating</b>	<b>Trade Date</b>	<b>Settle Date</b>	<b>Original Cost</b>	<b>YTM at Cost</b>	<b>Accrued Interest</b>	<b>Amortized Cost</b>	<b>Market Value</b>
<b>U.S. Treasury Bond / Note</b>											
US TREASURY NOTES DTD 06/30/2014 1.625% 06/30/2019	912828WS5	1,500,000.00	AA+	Aaa	12/01/15	12/03/15	1,514,121.09	1.35	2,119.57	1,507,640.79	1,507,734.00
US TREASURY NOTES DTD 01/31/2013 1.375% 01/31/2020	912828UL2	495,000.00	AA+	Aaa	01/25/16	01/28/16	495,734.76	1.34	18.50	495,462.51	494,458.47
US TREASURY NOTES DTD 06/30/2015 1.625% 06/30/2020	912828XH8	4,470,000.00	AA+	Aaa	11/23/16	11/25/16	4,475,238.28	1.59	6,316.30	4,474,282.17	4,485,542.19
US TREASURY NOTES DTD 10/31/2013 1.750% 10/31/2020	912828WC0	1,000,000.00	AA+	Aaa	11/02/15	11/03/15	1,007,500.00	1.59	4,422.55	1,004,945.85	1,005,820.00
US TREASURY NOTES DTD 10/31/2013 1.750% 10/31/2020	912828WC0	2,000,000.00	AA+	Aaa	11/04/15	11/09/15	2,007,109.38	1.68	8,845.11	2,004,708.30	2,011,640.00
US TREASURY NOTES DTD 05/02/2016 1.375% 04/30/2021	912828Q78	1,965,000.00	AA+	Aaa	02/15/17	02/16/17	1,923,320.51	1.90	6,828.11	1,927,689.03	1,944,198.51
US TREASURY NOTES DTD 10/31/2014 2.000% 10/31/2021	912828F96	2,945,000.00	AA+	Aaa	04/03/17	04/05/17	2,965,016.80	1.84	14,885.05	2,963,673.98	2,975,024.28
US TREASURY N/B NOTES DTD 01/31/2017 1.875% 01/31/2022	912828V72	1,060,000.00	AA+	Aaa	07/07/17	07/11/17	1,058,136.72	1.92	54.01	1,058,164.04	1,063,933.66
<b>Security Type Sub-Total</b>		<b>15,435,000.00</b>					<b>15,446,177.54</b>	<b>1.68</b>	<b>43,489.20</b>	<b>15,436,566.67</b>	<b>15,488,351.11</b>
<b>Federal Agency Bond / Note</b>											
FHLMC REFERENCE NOTE DTD 09/16/2016 0.875% 10/12/2018	3137EAED7	1,600,000.00	AA+	Aaa	09/15/16	09/16/16	1,599,312.00	0.90	4,238.89	1,599,599.92	1,591,611.20
FANNIE MAE BENCHMARK NOTE DTD 01/13/2014 1.875% 02/19/2019	3135G0ZA4	1,930,000.00	AA+	Aaa	02/16/16	02/18/16	1,978,443.00	1.02	16,284.38	1,955,189.51	1,944,206.73
FREDDIE MAC NOTES DTD 03/21/2016 1.125% 04/15/2019	3137EADZ9	1,990,000.00	AA+	Aaa	04/18/16	04/19/16	1,998,198.80	0.98	6,591.88	1,994,707.50	1,982,195.22
FREDDIE MAC NOTES DTD 03/21/2016 1.125% 04/15/2019	3137EADZ9	2,900,000.00	AA+	Aaa	07/08/16	07/11/16	2,924,157.00	0.82	9,606.25	2,914,989.26	2,888,626.20
FREDDIE MAC NOTES DTD 04/16/2012 1.750% 05/30/2019	3137EADG1	1,480,000.00	AA+	Aaa	12/21/15	12/23/15	1,493,852.80	1.47	4,388.61	1,487,467.83	1,490,288.96



**Managed Account Detail of Securities Held**

For the Month Ending **July 31, 2017**

**CITY OF PASO ROBLES INVESTMENT PORTFOLIO - 69330010**

<b>Security Type/Description</b>	<b>Dated Date/Coupon/Maturity</b>	<b>CUSIP</b>	<b>Par</b>	<b>S&amp;P Rating</b>	<b>Moody's Rating</b>	<b>Trade Date</b>	<b>Settle Date</b>	<b>Original Cost</b>	<b>YTM at Cost</b>	<b>Accrued Interest</b>	<b>Amortized Cost</b>	<b>Market Value</b>
<b>Federal Agency Bond / Note</b>												
FNMA BENCHMARK NOTE DTD 08/02/2016 0.875% 08/02/2019		3135G0N33	1,500,000.00	AA+	Aaa	07/29/16	08/02/16	1,497,480.00	0.93	6,526.04	1,498,309.89	1,483,822.50
FNMA BENCHMARK NOTE DTD 11/07/2014 1.750% 11/26/2019		3135G0ZY2	3,000,000.00	AA+	Aaa	11/04/15	11/09/15	3,025,140.00	1.54	9,479.17	3,014,599.98	3,020,391.00
FREDDIE MAC AGENCY NOTE DTD 01/17/2017 1.500% 01/17/2020		3137EAEE5	2,000,000.00	AA+	Aaa	04/03/17	04/05/17	1,999,920.00	1.50	1,166.67	1,999,941.30	2,000,524.00
FNMA NOTES DTD 02/28/2017 1.500% 02/28/2020		3135G0T29	495,000.00	AA+	Aaa	02/24/17	02/28/17	494,683.20	1.52	3,155.63	494,727.24	494,596.58
FNMA NOTES DTD 08/19/2016 1.250% 08/17/2021		3135G0N82	1,700,000.00	AA+	Aaa	09/01/16	09/02/16	1,693,982.00	1.32	9,680.56	1,695,063.57	1,666,982.60
FANNIE MAE AGENCY NOTES DTD 01/09/2017 2.000% 01/05/2022		3135G0S38	1,660,000.00	AA+	Aaa	06/27/17	06/29/17	1,670,756.80	1.85	2,397.78	1,670,555.28	1,671,892.24
FANNIE MAE AGENCY NOTES DTD 01/09/2017 2.000% 01/05/2022		3135G0S38	2,000,000.00	AA+	Aaa	02/15/17	02/16/17	1,993,280.00	2.07	2,888.89	1,993,895.68	2,014,328.00
FANNIE MAE NOTES DTD 04/10/2017 1.875% 04/05/2022		3135G0T45	1,685,000.00	AA+	Aaa	06/27/17	06/29/17	1,685,050.55	1.87	9,741.41	1,685,050.55	1,685,515.61
<b>Security Type Sub-Total</b>			<b>23,940,000.00</b>					<b>24,054,256.15</b>	<b>1.35</b>	<b>86,146.16</b>	<b>24,004,097.51</b>	<b>23,934,980.84</b>
<b>Corporate Note</b>												
JPMORGAN CHASE & CO GLOBAL NOTES DTD 08/20/2012 2.000% 08/15/2017		48126EAA5	980,000.00	A-	A3	02/09/16	02/12/16	985,252.80	1.64	9,037.78	980,136.56	980,214.62
GENERAL ELEC CAP CORP GLOBAL SR MTN DTD 09/24/2007 5.625% 09/15/2017		36962G3H5	910,000.00	AA-	A1	02/09/16	02/12/16	975,401.70	1.06	19,337.50	915,051.88	914,514.51
MICROSOFT CORP NOTES DTD 11/07/2012 0.875% 11/15/2017		594918AP9	2,000,000.00	AAA	Aaa	02/14/13	02/14/13	1,988,400.00	1.00	3,694.44	1,999,280.20	1,998,254.00
IBM CORP NOTES DTD 02/19/2016 1.800% 05/17/2019		459200JE2	995,000.00	A+	A1	02/29/16	03/03/16	997,407.90	1.72	3,681.50	996,359.97	999,094.43



**Managed Account Detail of Securities Held**

For the Month Ending **July 31, 2017**

**CITY OF PASO ROBLES INVESTMENT PORTFOLIO - 69330010**

<b>Security Type/Description</b> <b>Dated Date/Coupon/Maturity</b>	<b>CUSIP</b>	<b>Par</b>	<b>S&amp;P Rating</b>	<b>Moody's Rating</b>	<b>Trade Date</b>	<b>Settle Date</b>	<b>Original Cost</b>	<b>YTM at Cost</b>	<b>Accrued Interest</b>	<b>Amortized Cost</b>	<b>Market Value</b>
<b>Corporate Note</b>											
APPLE INC BONDS DTD 02/09/2015 1.550% 02/07/2020	037833AX8	2,000,000.00	AA+	Aa1	05/28/15	05/28/15	1,973,138.00	1.85	14,811.11	1,985,312.92	1,994,844.00
BONY MELLON CORP NOTE (CALLABLE) DTD 11/27/2015 2.450% 11/27/2020	06406HDF3	985,000.00	A	A1	02/29/16	03/03/16	991,599.50	2.30	4,290.22	989,684.35	998,961.39
WELLS FARGO CORP NOTES DTD 03/04/2016 2.500% 03/04/2021	949746RS2	1,315,000.00	A	A2	06/15/16	06/20/16	1,341,931.20	2.04	13,423.96	1,335,800.08	1,325,201.77
BERKSHIRE HATHAWAY INC NOTES DTD 03/15/2016 2.200% 03/15/2021	084670BQ0	2,000,000.00	AA	Aa2	02/15/17	02/21/17	1,997,280.00	2.24	16,622.22	1,997,578.44	2,019,818.00
MORGAN STANLEY CORP NOTES DTD 04/21/2016 2.500% 04/21/2021	61746BEA0	1,265,000.00	BBB+	A3	08/23/16	08/25/16	1,286,517.65	2.11	8,784.72	1,282,382.50	1,268,959.45
<b>Security Type Sub-Total</b>		<b>12,450,000.00</b>					<b>12,536,928.75</b>	<b>1.77</b>	<b>93,683.45</b>	<b>12,481,586.90</b>	<b>12,499,862.17</b>
<b>Commercial Paper</b>											
BNP PARIBAS NY BRANCH COMM PAPER DTD 03/06/2017 0.000% 12/01/2017	09659BZ11	1,000,000.00	A-1	P-1	05/31/17	05/31/17	993,048.89	1.37	0.00	995,391.11	995,370.00
<b>Security Type Sub-Total</b>		<b>1,000,000.00</b>					<b>993,048.89</b>	<b>1.37</b>	<b>0.00</b>	<b>995,391.11</b>	<b>995,370.00</b>
<b>Certificate of Deposit</b>											
BANK OF NOVA SCOTIA HOUSTON LT CD DTD 04/06/2017 1.910% 04/05/2019	06417GUE6	1,225,000.00	A+	A1	04/05/17	04/06/17	1,225,000.00	1.91	7,604.19	1,225,000.00	1,223,997.95
SUMITOMO MITSUI BANK NY CD DTD 05/04/2017 2.050% 05/03/2019	86563YVNO	1,225,000.00	A	A1	05/03/17	05/04/17	1,225,000.00	2.05	6,068.85	1,225,000.00	1,228,999.63
<b>Security Type Sub-Total</b>		<b>2,450,000.00</b>					<b>2,450,000.00</b>	<b>1.98</b>	<b>13,673.04</b>	<b>2,450,000.00</b>	<b>2,452,997.58</b>
<b>Managed Account Sub-Total</b>		<b>55,275,000.00</b>					<b>55,480,411.33</b>	<b>1.57</b>	<b>236,991.85</b>	<b>55,367,642.19</b>	<b>55,371,561.70</b>





**Managed Account Detail of Securities Held**

For the Month Ending **July 31, 2017**

**CITY OF PASO ROBLES INVESTMENT PORTFOLIO - 69330010**

<b>Securities Sub-Total</b>	<b>\$55,275,000.00</b>	<b>\$55,480,411.33</b>	<b>1.57%</b>	<b>\$236,991.85</b>	<b>\$55,367,642.19</b>	<b>\$55,371,561.70</b>
<b>Accrued Interest</b>						<b>\$236,991.85</b>
<b>Total Investments</b>						<b>\$55,608,553.55</b>



**Managed Account Fair Market Value & Analytics**

For the Month Ending **July 31, 2017**

**CITY OF PASO ROBLES INVESTMENT PORTFOLIO - 69330010**

<b>Security Type/Description</b>				<b>Next Call</b>	<b>Market</b>	<b>Market</b>	<b>Unreal G/L</b>	<b>Unreal G/L</b>	<b>Effective</b>	<b>Duration</b>	<b>YTM</b>
<b>Dated Date/Coupon/Maturity</b>	<b>CUSIP</b>	<b>Par</b>	<b>Broker</b>	<b>Date</b>	<b>Price</b>	<b>Value</b>	<b>On Cost</b>	<b>Amort Cost</b>	<b>Duration</b>	<b>to Worst at Mkt</b>	
<b>U.S. Treasury Bond / Note</b>											
US TREASURY NOTES DTD 06/30/2014 1.625% 06/30/2019	912828WS5	1,500,000.00	GOLDMAN		100.52	1,507,734.00	(6,387.09)	93.21	1.88	1.88	1.35
US TREASURY NOTES DTD 01/31/2013 1.375% 01/31/2020	912828UL2	495,000.00	MORGANST		99.89	494,458.47	(1,276.29)	(1,004.04)	2.45	2.45	1.42
US TREASURY NOTES DTD 06/30/2015 1.625% 06/30/2020	912828XH8	4,470,000.00	CITIGRP		100.35	4,485,542.19	10,303.91	11,260.02	2.83	2.83	1.50
US TREASURY NOTES DTD 10/31/2013 1.750% 10/31/2020	912828WC0	1,000,000.00	CITIGRP		100.58	1,005,820.00	(1,680.00)	874.15	3.14	3.14	1.57
US TREASURY NOTES DTD 10/31/2013 1.750% 10/31/2020	912828WC0	2,000,000.00	MORGANST		100.58	2,011,640.00	4,530.62	6,931.70	3.14	3.14	1.57
US TREASURY NOTES DTD 05/02/2016 1.375% 04/30/2021	912828O78	1,965,000.00	MERRILL		98.94	1,944,198.51	20,878.00	16,509.48	3.62	3.62	1.67
US TREASURY NOTES DTD 10/31/2014 2.000% 10/31/2021	912828F96	2,945,000.00	MORGAN_S		101.02	2,975,024.28	10,007.48	11,350.30	4.04	4.04	1.75
US TREASURY N/B NOTES DTD 01/31/2017 1.875% 01/31/2022	912828V72	1,060,000.00	HSBC		100.37	1,063,933.66	5,796.94	5,769.62	4.30	4.30	1.79
<b>Security Type Sub-Total</b>		<b>15,435,000.00</b>				<b>15,488,351.11</b>	<b>42,173.57</b>	<b>51,784.44</b>	<b>3.22</b>	<b>3.22</b>	<b>1.59</b>
<b>Federal Agency Bond / Note</b>											
FHLMC REFERENCE NOTE DTD 09/16/2016 0.875% 10/12/2018	3137EAED7	1,600,000.00	BARCLAYS		99.48	1,591,611.20	(7,700.80)	(7,988.72)	1.18	1.18	1.32
FANNIE MAE BENCHMARK NOTE DTD 01/13/2014 1.875% 02/19/2019	3135G0ZA4	1,930,000.00	MERRILL		100.74	1,944,206.73	(34,236.27)	(10,982.78)	1.51	1.51	1.39
FREDDIE MAC NOTES DTD 03/21/2016 1.125% 04/15/2019	3137EADZ9	1,990,000.00	TD SEC U		99.61	1,982,195.22	(16,003.58)	(12,512.28)	1.68	1.68	1.36
FREDDIE MAC NOTES DTD 03/21/2016 1.125% 04/15/2019	3137EADZ9	2,900,000.00	TD SEC U		99.61	2,888,626.20	(35,530.80)	(26,363.06)	1.68	1.68	1.36
FREDDIE MAC NOTES DTD 04/16/2012 1.750% 05/30/2019	3137EADG1	1,480,000.00	MERRILL		100.70	1,490,288.96	(3,563.84)	2,821.13	1.80	1.80	1.36
FNMA BENCHMARK NOTE DTD 08/02/2016 0.875% 08/02/2019	3135G0N33	1,500,000.00	GOLDMAN		98.92	1,483,822.50	(13,657.50)	(14,487.39)	1.97	1.97	1.42
FNMA BENCHMARK NOTE DTD 11/07/2014 1.750% 11/26/2019	3135G0ZY2	3,000,000.00	GOLDMAN		100.68	3,020,391.00	(4,749.00)	5,791.02	2.26	2.26	1.45



**Managed Account Fair Market Value & Analytics**

For the Month Ending **July 31, 2017**

**CITY OF PASO ROBLES INVESTMENT PORTFOLIO - 69330010**

<b>Security Type/Description</b>	<b>Dated Date/Coupon/Maturity</b>	<b>CUSIP</b>	<b>Par</b>	<b>Broker</b>	<b>Next Call Date</b>	<b>Market Price</b>	<b>Market Value</b>	<b>Unreal G/L On Cost</b>	<b>Unreal G/L Amort Cost</b>	<b>Effective Duration</b>	<b>Duration to Worst at Mkt</b>	<b>YTM</b>
<b>Federal Agency Bond / Note</b>												
FREDDIE MAC AGENCY NOTE	DTD 01/17/2017 1.500% 01/17/2020	3137EAEES	2,000,000.00	BMO		100.03	2,000,524.00	604.00	582.70	2.41	2.41	1.49
FNMA NOTES	DTD 02/28/2017 1.500% 02/28/2020	3135G0T29	495,000.00	JPM_CHAS		99.92	494,596.58	(86.62)	(130.66)	2.50	2.50	1.53
FNMA NOTES	DTD 08/19/2016 1.250% 08/17/2021	3135G0N82	1,700,000.00	MORGANST		98.06	1,666,982.60	(26,999.40)	(28,080.97)	3.90	3.90	1.75
FANNIE MAE AGENCY NOTES	DTD 01/09/2017 2.000% 01/05/2022	3135G0S38	1,660,000.00	HSBC		100.72	1,671,892.24	1,135.44	1,336.96	4.22	4.22	1.83
FANNIE MAE AGENCY NOTES	DTD 01/09/2017 2.000% 01/05/2022	3135G0S38	2,000,000.00	JEFFERIE		100.72	2,014,328.00	21,048.00	20,432.32	4.22	4.22	1.83
FANNIE MAE NOTES	DTD 04/10/2017 1.875% 04/05/2022	3135G0T45	1,685,000.00	KEYBANC		100.03	1,685,515.61	465.06	465.06	4.43	4.43	1.87
<b>Security Type Sub-Total</b>			<b>23,940,000.00</b>				<b>23,934,980.84</b>	<b>(119,275.31)</b>	<b>(69,116.67)</b>	<b>2.55</b>	<b>2.55</b>	<b>1.52</b>
<b>Corporate Note</b>												
JPMORGAN CHASE & CO GLOBAL NOTES	DTD 08/20/2012 2.000% 08/15/2017	48126EAA5	980,000.00	GOLDMAN		100.02	980,214.62	(5,038.18)	78.06	0.04	0.04	1.33
GENERAL ELEC CAP CORP GLOBAL SR MTN	DTD 09/24/2007 5.625% 09/15/2017	36962G3H5	910,000.00	KEYBAN		100.50	914,514.51	(60,887.19)	(537.37)	0.12	0.12	1.49
MICROSOFT CORP NOTES	DTD 11/07/2012 0.875% 11/15/2017	594918AP9	2,000,000.00	NEW ACCT		99.91	1,998,254.00	9,854.00	(1,026.20)	0.28	0.29	1.16
IBM CORP NOTES	DTD 02/19/2016 1.800% 05/17/2019	459200JE2	995,000.00	JPMCHASE		100.41	999,094.43	1,686.53	2,734.46	1.75	1.75	1.57
APPLE INC BONDS	DTD 02/09/2015 1.550% 02/07/2020	037833AX8	2,000,000.00	NEW ACCT		99.74	1,994,844.00	21,706.00	9,531.08	2.44	2.44	1.65
BONY MELLON CORP NOTE (CALLABLE)	DTD 11/27/2015 2.450% 11/27/2020	06406HDF3	985,000.00	1ST TENN	10/27/20	101.42	998,961.39	7,361.89	9,277.04	3.15	3.09	2.01
WELLS FARGO CORP NOTES	DTD 03/04/2016 2.500% 03/04/2021	949746RS2	1,315,000.00	WELLSFAR		100.78	1,325,201.77	(16,729.43)	(10,598.31)	3.39	3.39	2.27
BERKSHIRE HATHAWAY INC NOTES	DTD 03/15/2016 2.200% 03/15/2021	084670BQ0	2,000,000.00	MIZUHO		100.99	2,019,818.00	22,538.00	22,239.56	3.44	3.44	1.92
MORGAN STANLEY CORP NOTES	DTD 04/21/2016 2.500% 04/21/2021	61746BEA0	1,265,000.00	JPMCHASE		100.31	1,268,959.45	(17,558.20)	(13,423.05)	3.51	3.51	2.41



**Managed Account Fair Market Value & Analytics**

For the Month Ending **July 31, 2017**

**CITY OF PASO ROBLES INVESTMENT PORTFOLIO - 69330010**

<b>Security Type/Description</b> <b>Dated Date/Coupon/Maturity</b>	<b>CUSIP</b>	<b>Par</b>	<b>Broker</b>	<b>Next Call Date</b>	<b>Market Price</b>	<b>Market Value</b>	<b>Unreal G/L On Cost</b>	<b>Unreal G/L Amort Cost</b>	<b>Effective Duration</b>	<b>Duration to Worst at Mkt</b>	<b>YTM</b>
<b>Security Type Sub-Total</b>		<b>12,450,000.00</b>				<b>12,499,862.17</b>	<b>(37,066.58)</b>	<b>18,275.27</b>	<b>2.11</b>	<b>2.11</b>	<b>1.74</b>
<b>Commercial Paper</b>											
BNP PARIBAS NY BRANCH COMM PAPER DTD 03/06/2017 0.000% 12/01/2017	09659BZ11	1,000,000.00	BNP_PARI		99.54	995,370.00	2,321.11	(21.11)	0.33	0.33	1.36
<b>Security Type Sub-Total</b>		<b>1,000,000.00</b>				<b>995,370.00</b>	<b>2,321.11</b>	<b>(21.11)</b>	<b>0.33</b>	<b>0.33</b>	<b>1.36</b>
<b>Certificate of Deposit</b>											
BANK OF NOVA SCOTIA HOUSTON LT CD DTD 04/06/2017 1.910% 04/05/2019	06417GUE6	1,225,000.00	MERRILL		99.92	1,223,997.95	(1,002.05)	(1,002.05)	1.67	1.67	1.59
SUMITOMO MITSUI BANK NY CD DTD 05/04/2017 2.050% 05/03/2019	86563YVNO	1,225,000.00	JPM_CHAS		100.33	1,228,999.63	3,999.63	3,999.63	1.74	1.74	1.83
<b>Security Type Sub-Total</b>		<b>2,450,000.00</b>				<b>2,452,997.58</b>	<b>2,997.58</b>	<b>2,997.58</b>	<b>1.70</b>	<b>1.70</b>	<b>1.71</b>
<b>Managed Account Sub-Total</b>		<b>55,275,000.00</b>				<b>55,371,561.70</b>	<b>(108,849.63)</b>	<b>3,919.51</b>	<b>2.56</b>	<b>2.56</b>	<b>1.60</b>
<b>Securities Sub-Total</b>		<b>\$55,275,000.00</b>				<b>\$55,371,561.70</b>	<b>(\$108,849.63)</b>	<b>\$3,919.51</b>	<b>2.56</b>	<b>2.56</b>	<b>1.60%</b>
<b>Accrued Interest</b>						<b>\$236,991.85</b>					
<b>Total Investments</b>						<b>\$55,608,553.55</b>					



## Managed Account Security Transactions & Interest

For the Month Ending July 31, 2017

### CITY OF PASO ROBLES INVESTMENT PORTFOLIO - 69330010

Transaction Type					Principal	Accrued		Realized G/L	Realized G/L	Sale	
Trade	Settle	Security Description	CUSIP	Par	Proceeds	Interest	Total	Cost	Amort Cost	Method	
<b>BUY</b>											
07/07/17	07/11/17	US TREASURY N/B NOTES DTD 01/31/2017 1.875% 01/31/2022	912828V72	1,060,000.00	(1,058,136.72)	(8,839.43)	(1,066,976.15)				
<b>Transaction Type Sub-Total</b>				<b>1,060,000.00</b>	<b>(1,058,136.72)</b>	<b>(8,839.43)</b>	<b>(1,066,976.15)</b>				
<b>INTEREST</b>											
07/05/17	07/05/17	FANNIE MAE AGENCY NOTES DTD 01/09/2017 2.000% 01/05/2022	3135G0S38	2,000,000.00	0.00	19,555.56	19,555.56				
07/05/17	07/05/17	FANNIE MAE AGENCY NOTES DTD 01/09/2017 2.000% 01/05/2022	3135G0S38	1,660,000.00	0.00	16,231.11	16,231.11				
07/17/17	07/17/17	FREDDIE MAC AGENCY NOTE DTD 01/17/2017 1.500% 01/17/2020	3137EAEES	2,000,000.00	0.00	15,000.00	15,000.00				
07/31/17	07/31/17	US TREASURY NOTES DTD 01/31/2013 1.375% 01/31/2020	912828UL2	495,000.00	0.00	3,403.13	3,403.13				
07/31/17	07/31/17	US TREASURY N/B NOTES DTD 01/31/2017 1.875% 01/31/2022	912828V72	1,060,000.00	0.00	9,937.50	9,937.50				
<b>Transaction Type Sub-Total</b>				<b>7,215,000.00</b>	<b>0.00</b>	<b>64,127.30</b>	<b>64,127.30</b>				
<b>SELL</b>											
07/07/17	07/11/17	FEDERAL HOME LOAN BANKS AGCY DTD 05/27/2016 0.875% 06/29/2018	3130A8BD4	650,000.00	647,426.00	189.58	647,615.58	(3,978.00)	(3,243.12)	FIFO	
07/07/17	07/11/17	FHLB NOTES DTD 07/08/2016 0.625% 08/07/2018	3130A8PK3	425,000.00	422,020.75	1,136.28	423,157.03	(1,836.00)	(2,385.38)	FIFO	
07/11/17	07/12/17	FEDERAL HOME LOAN BANK AGENCY DTD 03/10/2017 1.375% 03/18/2019	3130AAXX1	2,000,000.00	1,999,320.00	9,319.44	2,008,639.44	(2,820.00)	(2,531.06)	FIFO	
07/11/17	07/12/17	FNMA BENCHMARK NOTE DTD 01/08/2016 1.375% 01/28/2019	3135G0H63	990,000.00	989,643.60	6,201.25	995,844.85	(6,048.90)	(3,311.84)	FIFO	
07/11/17	07/12/17	US TREASURY NOTES DTD 05/02/2016 1.375% 04/30/2021	912828O78	35,000.00	34,500.98	95.47	34,596.45	243.36	174.85	FIFO	
07/11/17	07/12/17	US TREASURY NOTES DTD 05/02/2016 1.375% 04/30/2021	912828Q78	3,000,000.00	2,957,226.56	8,182.74	2,965,409.30	(96,679.69)	(85,645.69)	FIFO	
<b>Transaction Type Sub-Total</b>				<b>7,100,000.00</b>	<b>7,050,137.89</b>	<b>25,124.76</b>	<b>7,075,262.65</b>	<b>(111,119.23)</b>	<b>(96,942.24)</b>		



**Managed Account Security Transactions & Interest**

For the Month Ending **July 31, 2017**

CITY OF PASO ROBLES INVESTMENT PORTFOLIO - 69330010

Transaction Type		Security Description	CUSIP	Par	Principal Proceeds	Accrued Interest	Total	Realized G/L Cost	Realized G/L Amort Cost	Sale Method
Trade	Settle									
<b>Managed Account Sub-Total</b>					<b>5,992,001.17</b>	<b>80,412.63</b>	<b>6,072,413.80</b>	<b>(111,119.23)</b>	<b>(96,942.24)</b>	
<b>Total Security Transactions</b>					<b>\$5,992,001.17</b>	<b>\$80,412.63</b>	<b>\$6,072,413.80</b>	<b>(\$111,119.23)</b>	<b>(\$96,942.24)</b>	



**Managed Account Summary Statement**

For the Month Ending **July 31, 2017**

**CITY OF PASO ROBLES SHORT TERM FUNDS - 69330020**

**Transaction Summary - Managed Account**

<b>Opening Market Value</b>	<b>\$66,00290</b>
Maturities/Calls	0.00
Principal Dispositions	0.00
Principal Acquisitions	0.00
Unsettled Trades	0.00
Change in Current Value	1,065.00
<b>Closing Market Value</b>	<b>\$666,08790</b>

**Cash Transactions Summary - Managed Account**

Maturities/Calls	0.00
Sale Proceeds	0.00
Coupon/Interest/Dividend Income	0.00
Principal Payments	0.00
Security Purchases	0.00
Net Cash Contribution	0.00
Reconciling Transactions	0.00

**Earnings Reconciliation (Cash Basis) - Managed Account**

Interest/Dividends/Coupons Received	0.00
Less Purchased Interest Related to Interest/Coupons	0.00
Plus Net Realized Gains/Losses	0.00
<b>Total Cash Basis Earnings</b>	<b>\$090</b>

**Cash Balance**

<b>Closing Cash Balance</b>	<b>\$090</b>
-----------------------------	--------------

**Earnings Reconciliation (Accrual Basis)**

	<b>Total</b>
Ending Amortized Value of Securities	998,987.50
Ending Accrued Interest	0.00
Plus Proceeds from Sales	0.00
Plus Proceeds of Maturities/Calls/Principal Payments	0.00
Plus Coupons/Dividends Received	0.00
Less Cost of New Purchases	0.00
Less Beginning Amortized Value of Securities	(997,825.00)
Less Beginning Accrued Interest	0.00
<b>Total Accrual Basis Earnings</b>	<b>\$1,18290</b>







### Managed Account Issuer Summary

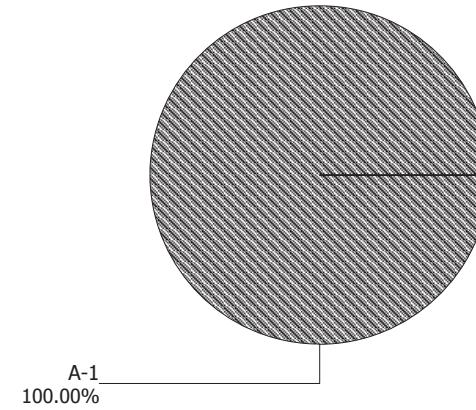
For the Month Ending **July 31, 2017**

CITY OF PASO ROBLES SHORT TERM FUNDS - 69330020

#### Issuer Summary

<u>Issuer</u>	<u>Market Value of Holdings</u>	<u>Percent</u>
MITSUBISHI UFJ FINANCIAL GROUP INC	999,067.00	100.00
<b>Total</b>	<b>\$666,08790</b>	<b>10090%</b>

#### Credit Quality (S&P Ratings)





**Managed Account Detail of Securities Held**

For the Month Ending **July 31, 2017**

**CITY OF PASO ROBLES SHORT TERM FUNDS - 69330020**

<b>Security Type/Description</b> <b>Dated Date/Coupon/Maturity</b>	<b>CUSIP</b>	<b>Par</b>	<b>S&amp;P Rating</b>	<b>Moody's Rating</b>	<b>Trade Date</b>	<b>Settle Date</b>	<b>Original Cost</b>	<b>YTM at Cost</b>	<b>Accrued Interest</b>	<b>Amortized Cost</b>	<b>Market Value</b>
<b>Commercial Paper</b>											
BANK TOKYO MITSUBISHI UFJ LTD COMM PAPER DTD 02/27/2017 0.000% 08/28/2017	06538BVU4	1,000,000.00	A-1	P-1	02/27/17	02/27/17	993,175.00	1.36	0.00	998,987.50	999,067.00
<b>Security Type Sub-Total</b>		<b>1,000,000.00</b>					<b>663,175.00</b>	<b>1.88</b>	<b>0.00</b>	<b>66,666.75</b>	<b>666,087.00</b>
<b>Managed Account Sub-Total</b>		<b>1,000,000.00</b>					<b>663,175.00</b>	<b>1.88</b>	<b>0.00</b>	<b>66,666.75</b>	<b>666,087.00</b>
<b>Securities Sub-Total</b>		<b>\$1,000,000.00</b>					<b>\$663,175.00</b>	<b>1.88%</b>	<b>\$0.00</b>	<b>\$66,666.75</b>	<b>\$666,087.00</b>
<b>Accrued Interest</b>											<b>\$0.00</b>
<b>Total Investments</b>											<b>\$666,087.00</b>



**Managed Account Fair Market Value & Analytics**

For the Month Ending **July 31, 2017**

**CITY OF PASO ROBLES SHORT TERM FUNDS - 69330020**

Security Type/Description Dated Date/Coupon/Maturity	CUSIP	Par	Broker	Next Call Date	Market Price	Market Value	Unreal W/G On Cost	Unreal W/G Amort Cost	Effective Duration	Duration to Worst at Mkt	YTM
<b>Commercial Paper</b>											
BANK TOKYO MITSUBISHI UFJ LTD COMM PAPER DTD 02/27/2017 0.000% 08/28/2017	06538BVU4	1,000,000.00	BTM		99.91	999,067.00	5,892.00	79.50	0.08	0.08	1.20
<b>Security Type Sub-Total</b>		<b>1,000,000.00</b>				<b>666,087.00</b>	<b>5,629.00</b>	<b>76.50</b>	<b>0.08</b>	<b>0.08</b>	<b>1.20</b>
<b>Managed Account Sub-Total</b>		<b>1,000,000.00</b>				<b>666,087.00</b>	<b>5,629.00</b>	<b>76.50</b>	<b>0.08</b>	<b>0.08</b>	<b>1.20</b>
<b>Securities Sub-Total</b>		<b>\$1,000,000.00</b>				<b>\$666,087.00</b>	<b>\$5,629.00</b>	<b>\$76.50</b>	<b>0.08</b>	<b>0.08</b>	<b>1.20%</b>
<b>Accrued Interest</b>						<b>\$0.00</b>					
<b>Total Investments</b>						<b>\$666,087.00</b>					

Local Agency Investment Fund  
P.O. Box 942809  
Sacramento, CA 94209-0001  
(916) 653-3001

[www.treasurer.ca.gov/pmia-laif/laif.asp](http://www.treasurer.ca.gov/pmia-laif/laif.asp)  
August 18, 2017

CITY OF PASO ROBLES

PMIA Average Monthly Yields

CITY TREASURER  
821 PINE STREET, SUITE A  
PASO ROBLES, CA 93446

**Account Number:**  
98-40-271

Tran Type Definitions

July 2017 Statement

Effective Date	Transaction Date	Tran Type	Confirm Number	Authorized Caller	Amount
7/3/2017	6/30/2017	RW	1540570	MICHAEL J. COMPTON	-2,800,000.00
7/10/2017	7/10/2017	RW	1540952	MICHAEL J. COMPTON	-8,500,000.00
7/14/2017	7/13/2017	QRD	1542454	SYSTEM	25,580.09
7/14/2017	7/14/2017	RD	1543824	MICHAEL J. COMPTON	6,000,000.00
7/17/2017	7/17/2017	RW	1543885	MICHAEL J. COMPTON	-400,000.00
7/20/2017	7/19/2017	RW	1544185	MICHAEL J. COMPTON	-400,000.00
7/21/2017	7/21/2017	RD	1544346	MICHAEL J. COMPTON	4,000,000.00
7/24/2017	7/24/2017	RW	1544438	MICHAEL J. COMPTON	-625,580.09
7/26/2017	7/26/2017	RD	1544624	MICHAEL J. COMPTON	2,000,000.00
7/28/2017	7/27/2017	RW	1544889	MICHAEL J. COMPTON	-2,000,000.00
7/31/2017	7/31/2017	RW	1545011	MICHAEL J. COMPTON	-1,500,000.00

Account Summary

Total Deposit:	12,025,580.09	Beginning Balance:	14,600,000.00
Total Withdrawal:	-16,225,580.09	Ending Balance:	10,400,000.00