

Memorandum



To: City Council

Cc: Thomas Frutchey, City Manager
Executive Managers

From: Mike Compton, City Treasurer

Subject: Monthly Treasurer's Report – June 2017

Date: August 18, 2017

This report presents the City's investment portfolio as of June 30, 2017. It includes all investments managed by the City except funds held by City's trustee. Funds held by trustee include bond reserve funds, deferred compensation plans and other post retirement benefit funds. This report does include funds under management by PFM Asset Management LLC (PFM). The investment portfolio is in compliance with all State laws.

Funds under management by PFM do not include bank cash accounts including money market accounts nor funds held in the Local Agency Investment Fund (LAIF) managed by State of California Treasurer's Office. Thus, the PFM report attached herein does not reflect these balances. In order to fully report all funds on hand at month end, the first page included herein is generated from the City's investment software, 'Sympro'. You will note that it includes all funds under management with PFM as well as the City's bank cash accounts, money market account and LAIF.

The City's monthly weighted average coupon for June was 1.317% and includes funds on hand from all sources. PFM reports a 'yield to maturity at market' of 1.64% representing the yield on the long-term portfolio funds they manage. PFM's yield to maturity at market on the short term portfolio was 1.22%. The difference in yields is due to the fact the calculation of the City's weighted average yield includes bank cash and LAIF balances while PFM's calculations do not include these source of short-term invested funds.

With regards to the PFM Report, it contains three components; the consolidated component that includes portfolio #69330010, the long-term component and portfolio #69330020 representing the short-term component (commercial paper). These two components are also shown individually.

I hereby certify that the City's investment portfolio provides sufficient liquidity to meet the City's cash flow requirements for the next six months.

Please don't hesitate to contact me should you have any questions and/or concerns.

Michael J. Compton, City Treasurer



PR17COPY
Portfolio Management
Portfolio Summary
June 30, 2017

City of Paso Robles
 821 Pine Street, Suite A
 Paso Robles, CA Paso Robles,
 (805)305-0151

Investments	Par Value	Market Value	Book Value	% of Portfolio	Term	Days to Maturity	YTM 360 Equiv.	YTM 365 Equiv.
Certificates of Deposit - Bank	3,974,000.00	3,973,277.25	3,974,000.00	4.98	732	391	1.169	1.185
Local Agency Investment Funds	14,600,000.00	14,600,000.00	14,600,000.00	18.29	1	1	0.096	0.098
Negotiable CDs	1,225,000.00	1,225,000.00	1,225,069.76	1.53	729	671	2.022	2.050
Medium Term Notes	11,455,000.00	11,479,089.05	11,488,969.05	14.39	1,488	852	1.754	1.778
Commercial Paper Disc. -Amortizing	2,000,000.00	1,992,420.00	1,992,045.00	2.49	183	105	1.376	1.395
Federal Agency Coupon Securities	28,005,000.00	27,907,860.75	28,111,796.61	35.21	1,234	929	1.311	1.329
Treasury Coupon Securities	17,410,000.00	17,445,570.50	17,455,783.37	21.86	1,566	1,250	1.525	1.547
Miscellaneous Coupon Securities	995,000.00	997,328.30	996,410.52	1.25	1,170	685	1.698	1.721
	79,664,000.00	79,620,545.85	79,844,074.31	100.00%	1,058	764	1.210	1.226

Cash	Par Value	Market Value	Book Value	Term	Days to Maturity	YTM 360 Equiv.	YTM 365 Equiv.
Passbook/Checking (not included in yield calculations)	1,625,584.98	1,625,584.98	1,625,584.98	1	1	0.000	0.000
Total Cash and Investments	81,289,584.98	81,246,130.83	81,469,659.29	1,058	764	1.210	1.226

Total Earnings	June 30 Month Ending	Fiscal Year To Date	Fiscal Year Ending
Current Year	83,010.25	908,651.23	908,651.23
Average Daily Balance	76,414,125.39		
Effective Rate of Return	1.32%		

Mike Compton, Treasurer

Reporting period 06/01/2017-06/30/2017

Run Date: 08/18/2017 - 14:57

Portfolio PR17
 AC
 PM (PRF_PM1) 7.2.5
 Report Ver. 7.3.1

PR17COPY
Portfolio Management
Portfolio Details - Investments
June 30, 2017

CUSIP	Investment #	Issuer	Average Balance	Purchase Date	Par Value	Market Value	Book Value	Stated Rate	YTM 360	YTM 365	Days to Maturity	Maturity Date
Certificates of Deposit - Bank												
SYS10893	10893	Asian Pacific National Bank		07/24/2015	249,000.00	249,000.00	249,000.00	0.850	0.838	0.850	20	07/21/2017
SYS10870	10870	Bank of the West		02/17/2015	250,000.00	250,000.00	250,000.00	1.300	1.282	1.300	231	02/17/2018
SYS10897	10897	IDB Bank		11/03/2015	250,000.00	250,000.00	250,000.00	1.000	0.986	1.000	125	11/03/2017
06417GUE6	10976	Bank of Nova Scotia		04/06/2017	1,225,000.00	1,224,277.25	1,225,000.00	1.910	1.884	1.910	643	04/05/2019
SYS10939	10939	One West Bank		10/27/2015	250,000.00	250,000.00	250,000.00	1.200	1.184	1.200	118	10/27/2017
SYS10895	10895	Pacific Alliance Bank		11/02/2015	250,000.00	250,000.00	250,000.00	1.200	1.184	1.200	124	11/02/2017
SYS10891	10891	Pacific Enterprise Bank		07/22/2015	250,000.00	250,000.00	250,000.00	1.010	0.996	1.010	20	07/21/2017
SYS10985	10985	Paso City		06/23/2017	1,000,000.00	1,000,000.00	1,000,000.00	0.400	0.400	0.406	548	12/31/2018
SYS10886	10886	Royal Business Bank		02/20/2015	250,000.00	250,000.00	250,000.00	1.300	1.282	1.300	237	02/23/2018
Subtotal and Average			3,240,666.67		3,974,000.00	3,973,277.25	3,974,000.00		1.169	1.185	391	
Managed Pool Accounts												
SYS10738	10738	Cal Trust Money Market			0.00	0.00	0.00	0.340	0.335	0.340	1	
Subtotal and Average			0.00		0.00	0.00	0.00		0.000	0.000	0	
Local Agency Investment Funds												
9840271	10278	Local Agency Investment Fund			14,600,000.00	14,600,000.00	14,600,000.00	0.098	0.096	0.098	1	
Subtotal and Average			11,186,666.67		14,600,000.00	14,600,000.00	14,600,000.00		0.096	0.098	1	
Passbook/Checking Accounts												
SYS10728	10728	Heritage Oaks Bank			0.00	0.00	0.00		0.000	0.000	1	
Subtotal and Average			700,272.12		0.00	0.00	0.00		0.000	0.000	0	
Negotiable CDs												
86563YVN0	10977	Sumitomo Mitsui Bank		05/04/2017	1,225,000.00	1,225,000.00	1,225,069.76	2.050	2.022	2.050	671	05/03/2019
Subtotal and Average			1,225,069.76		1,225,000.00	1,225,000.00	1,225,069.76		2.022	2.050	671	
Medium Term Notes												
037833AX8	10887	Apple, Inc		05/28/2015	2,000,000.00	1,990,160.00	1,985,113.78	1.550	1.825	1.850	951	02/07/2020
084670BQ0	10957	Berkshire Hathaway		02/21/2017	2,000,000.00	2,015,360.00	1,997,521.53	2.200	2.204	2.235	1,353	03/15/2021
06406HDF3	10929	Bank of New York Mellon		03/03/2016	985,000.00	994,613.60	989,748.23	2.450	2.268	2.299	1,245	11/27/2020
36962G3H5	10916	General Electric Capital Corp		02/12/2016	910,000.00	917,443.80	918,446.29	5.625	1.044	1.059	76	09/15/2017
48126EAA5	10972	JPMorgan Chase		02/12/2016	980,000.00	980,695.80	980,425.64	2.000	1.616	1.639	45	08/15/2017
594918AP9	10823	MICROSOFT		02/14/2013	2,000,000.00	1,997,240.00	1,999,091.53	0.875	0.987	1.000	137	11/15/2017
61746BEA0	10942	Morgan Stanley Dean Witter		08/25/2016	1,265,000.00	1,264,025.95	1,282,589.01	2.500	2.085	2.114	1,390	04/21/2021
949746RS2	10933	Wells Fargo & Company		06/20/2016	1,315,000.00	1,319,549.90	1,336,033.04	2.500	2.013	2.041	1,342	03/04/2021

PR17COPY
Portfolio Management
Portfolio Details - Investments
June 30, 2017

CUSIP	Investment #	Issuer	Average Balance	Purchase Date	Par Value	Market Value	Book Value	Stated Rate	YTM 360	YTM 365	Days to Maturity	Maturity Date
Subtotal and Average			11,490,881.32		11,455,000.00	11,479,089.05	11,488,969.05		1.754	1.778	852	
Commercial Paper Disc. -Amortizing												
06538BVU4	10968	Bank of Tokoyo Mitsubishi		02/27/2017	1,000,000.00	998,040.00	997,825.00	1.350	1.359	1.378	58	08/28/2017
09659BZ11	10981	Bank of New York Mellon		05/31/2017	1,000,000.00	994,380.00	994,220.00	1.360	1.392	1.412	153	12/01/2017
Subtotal and Average			3,853,727.21		2,000,000.00	1,992,420.00	1,992,045.00		1.376	1.395	105	
Federal Agency Coupon Securities												
3130A8BD4	10932	Federal Home Loan Bank		06/16/2016	650,000.00	647,283.00	650,685.72	0.875	0.757	0.768	363	06/29/2018
3130A8PK3	10938	Federal Home Loan Bank		07/11/2016	425,000.00	421,706.25	424,393.13	0.625	0.746	0.756	402	08/07/2018
3130AAXX1	10974	Federal Home Loan Bank		04/05/2017	2,000,000.00	1,999,120.00	2,003,787.93	1.375	1.301	1.319	625	03/18/2019
3137EADG1	10912	Federal Home Loan Mtg Corp		12/23/2015	1,480,000.00	1,489,975.20	1,487,715.91	1.750	1.449	1.470	698	05/30/2019
3137EADZ9	10931	Federal Home Loan Mtg Corp		04/19/2016	1,990,000.00	1,981,064.90	1,994,907.09	1.125	0.971	0.985	653	04/15/2019
3137EADZ9	10934	Federal Home Loan Mtg Corp		07/11/2016	2,900,000.00	2,886,979.00	2,915,651.01	1.125	0.808	0.819	653	04/15/2019
3137EAED7	10946	Federal Home Loan Mtg Corp		09/16/2016	1,600,000.00	1,590,240.00	1,599,613.73	0.875	0.884	0.896	468	10/12/2018
3137EAEE5	10973	Federal Home Loan Mtg Corp		04/05/2017	2,000,000.00	1,975,960.00	2,006,426.87	1.500	1.481	1.501	930	01/17/2020
3135G0ZY2	10904	Federal National Mtg Assn		11/09/2015	3,000,000.00	3,016,620.00	3,014,925.26	1.750	1.515	1.536	878	11/26/2019
3135G0H63	10914	Federal National Mtg Assn		01/28/2016	990,000.00	967,764.60	992,988.56	1.375	1.163	1.179	576	01/28/2019
3135G0ZA4	10917	Federal National Mtg Assn		02/18/2016	1,930,000.00	1,923,939.80	1,956,350.12	1.875	1.010	1.024	598	02/19/2019
3135G0N33	10941	Federal National Mtg Assn		08/02/2016	1,500,000.00	1,499,790.00	1,498,247.67	0.875	1.101	1.116	762	08/02/2019
3135G0N82	10945	Federal National Mtg Assn		09/02/2016	1,700,000.00	1,661,818.00	1,694,990.06	1.250	1.306	1.324	1,508	08/17/2021
3135G0S38	10958	Federal National Mtg Assn		02/16/2017	2,000,000.00	2,006,660.00	1,997,906.86	2.000	2.044	2.073	1,649	01/05/2022
3135G0T29	10970	Federal National Mtg Assn		02/28/2017	495,000.00	493,703.10	494,801.78	1.500	1.501	1.522	972	02/28/2020
3135G0T45	10978	Federal National Mtg Assn		06/29/2017	1,685,000.00	1,679,709.10	1,691,983.56	1.875	1.848	1.874	1,739	04/05/2022
3135G0S38	10979	Federal National Mtg Assn		06/29/2017	1,660,000.00	1,665,527.80	1,686,421.35	2.000	1.824	1.850	1,649	01/05/2022
Subtotal and Average			24,960,113.37		28,005,000.00	27,907,860.75	28,111,796.61		1.311	1.329	929	
Treasury Coupon Securities												
912828WC0	10900	U.S. Treasury		11/03/2015	1,000,000.00	1,004,220.00	1,005,008.22	1.750	1.571	1.593	1,218	10/31/2020
912828WC0	10902	U.S. Treasury		11/09/2015	2,000,000.00	2,008,440.00	2,004,763.05	1.750	1.652	1.675	1,218	10/31/2020
912828WS5	10905	U.S. Treasury		12/03/2015	1,500,000.00	1,506,675.00	1,507,888.34	1.625	1.336	1.354	729	06/30/2019
912828UL2	10913	U.S. Treasury		01/28/2016	495,000.00	493,628.85	495,473.79	1.375	1.319	1.337	944	01/31/2020
912828Q78	10936	U.S. Treasury		07/11/2016	3,000,000.00	2,991,690.00	3,042,995.92	1.375	0.977	0.991	1,399	04/30/2021
912828XH8	10947	U.S. Treasury		11/25/2016	4,470,000.00	4,477,867.20	4,474,368.56	1.625	1.569	1.591	1,095	06/30/2020
912828Q78	10964	U.S. Treasury		02/16/2017	2,000,000.00	1,994,460.00	1,961,311.48	1.375	1.876	1.902	1,399	04/30/2021
912828F96	10975	U.S. Treasury		04/05/2017	2,945,000.00	2,968,589.45	2,963,974.01	2.000	1.819	1.844	1,583	10/31/2021
Subtotal and Average			18,760,287.51		17,410,000.00	17,445,570.50	17,455,783.37		1.525	1.547	1,250	

PR17COPY
Portfolio Management
Portfolio Details - Investments
June 30, 2017

CUSIP	Investment #	Issuer	Average Balance	Purchase Date	Par Value	Market Value	Book Value	Stated Rate	YTM 360	YTM 365	Days to Maturity	Maturity Date
Miscellaneous Coupon Securities												
459200JE2	10928	IBM		03/03/2016	995,000.00	997,328.30	996,410.52	1.800	1.698	1.721	685	05/17/2019
		Subtotal and Average	996,440.78		995,000.00	997,328.30	996,410.52		1.698	1.721	685	
		Total and Average	76,414,125.39		79,664,000.00	79,620,545.85	79,844,074.31		1.210	1.226	764	

PR17COPY
Portfolio Management
Portfolio Details - Cash
June 30, 2017

CUSIP	Investment #	Issuer	Average Balance	Purchase Date	Par Value	Market Value	Book Value	Stated Rate	YTM 360	YTM 365	Days to Maturity
Passbook/Checking Accounts											
999	10281	City of Paso Robles			4,100.00	4,100.00	4,100.00		0.000	0.000	1
001023004	10280	Heritage Oaks Bank		07/01/2016	1,621,484.98	1,621,484.98	1,621,484.98		0.000	0.000	1
		Average Balance	0.00								1
		Total Cash and Investments	76,414,125.39		81,289,584.98	81,246,130.83	81,469,659.29		1.210	1.226	764



Customer Service
 PO Box 11813
 Harrisburg, PA 17108-1813

ACCOUNT STATEMENT

For the Month Ending
June 30, 2017

CITY OF PASO ROBLES

Client Management Team

Sarah Meacham

Managing Director
 601 South Figueroa, Suite 4500
 Los Angeles, CA 90017
 213-489-4075
 meachams@pfm.com

Joseph Creason

Portfolio Manager
 One Keystone Plaza, Suite 300
 Harrisburg, PA 17101
 717-231-6217
 creasonj@pfm.com

Izac Chyou

Senior Managing Consultant
 50 California Street, Suite 2300
 San Francisco, CA 94111
 415-393-7251
 chyoui@pfm.com

Contents

- Cover/Disclosures
- Summary Statement
- Individual Accounts

Accounts included in Statement

69330010	CITY OF PASO ROBLES INVESTMENT PORTFOLIO
69330020	CITY OF PASO ROBLES SHORT TERM FUNDS

CITY OF PASO ROBLES
 MICHAEL COMPTON
 821 PINE STREET, SUITE A
 PASO ROBLES, CA 93446

Online Access www.pfm.com

Customer Service 1-717-232-2723



Important Disclosures

Important Disclosures

This statement is for general information purposes only and is not intended to provide specific advice or recommendations. PFM Asset Management LLC ("PFM") is an investment advisor registered with the Securities and Exchange Commission, and is required to maintain a written disclosure statement of our background and business experience. If you would like to receive a copy of our current disclosure statement, please contact Service Operations at the address below.

Proxy Voting PFM does not normally receive proxies to vote on behalf of its clients. However, it does on occasion receive consent requests. In the event a consent request is received the portfolio manager contacts the client and then proceeds according to their instructions. PFM's Proxy Voting Policy is available upon request by contacting Service Operations at the address below.

Questions About an Account PFM's monthly statement is intended to detail our investment advisory activity as well as the activity of any accounts held by clients in pools that are managed by PFM. The custodian bank maintains the control of assets and executes (i.e., settles) all investment transactions. The custodian statement is the official record of security and cash holdings and transactions. PFM recognizes that clients may use these reports to facilitate record keeping and that the custodian bank statement and the PFM statement should be reconciled and differences resolved. Many custodians use a settlement date basis which may result in the need to reconcile due to a timing difference.

Account Control PFM does not have the authority to withdraw funds from or deposit funds to the custodian. Our clients retain responsibility for their internal accounting policies; implementing and enforcing internal controls and generating ledger entries or otherwise recording transactions.

Market Value Generally, PFM's market prices are derived from closing bid prices as of the last business day of the month as supplied by Interactive Data, Bloomberg or Telerate. Where prices are not available from generally recognized sources the securities are priced using a yield-based matrix system to arrive at an estimated market value. Prices that fall between data points are interpolated. Non-negotiable FDIC-insured bank certificates of deposit are priced at par. Although PFM believes the prices to be reliable, the values of the securities do not always represent the prices at which the securities could have been bought or sold. Explanation of the valuation methods for money market and TERM funds is contained in the appropriate fund information statement.

Amortized Cost The original cost of the principal of the security is adjusted for the amount of the periodic reduction of any discount or premium from the purchase date until the date of the report. Discount or premium with respect to short term securities (those with less than one year to maturity at time of issuance) is amortized on a straightline basis. Such discount or premium with respect to longer term securities is amortized using the constant yield basis.

Tax Reporting Cost data and realized gains / losses are provided for informational purposes only. Please review for accuracy and consult your tax advisor to determine the tax consequences of your security transactions. PFM does not report such information to the IRS or other taxing authorities and is not responsible for the accuracy of such information that may be required to be reported to federal, state or other taxing authorities.

Financial Situation In order to better serve you, PFM should be promptly notified of any material change in your investment objective or financial situation.

Callable Securities Securities subject to redemption prior to maturity may be redeemed in whole or in part before maturity, which could affect the yield represented.

Portfolio The securities in this portfolio, including shares of mutual funds, are not guaranteed or otherwise protected by PFM, the FDIC (except for certain non-negotiable certificates of deposit) or any government agency. Investment in securities involves risks, including the possible loss of the amount invested.

Rating Information provided for ratings is based upon a good faith inquiry of selected sources, but its accuracy and completeness cannot be guaranteed. Shares of some money market and TERM funds are marketed through representatives of PFM's wholly owned subsidiary, PFM Fund Distributors, Inc. PFM Fund Distributors, Inc. is registered with the SEC as a broker/dealer and is a member of the Financial Industry Regulatory Authority ("FINRA") and the Municipal Securities Rulemaking Board ("MSRB"). You may reach the FINRA by calling the FINRA Regulator Public Disclosure Hotline at 1-888-289-9999 or at the FINRA Regulation Internet website address www.nasd.com. A brochure describing the FINRA Regulation Public Disclosure Program is also available from the FINRA upon request.

Key Terms and Definitions

Dividends on money market funds consist of interest earned, plus any discount ratably amortized to the date of maturity, plus all realized gains and losses on the sale of securities prior to maturity, less ratable amortization of any premium and all accrued expenses to the fund. Dividends are accrued daily and may be paid either monthly or quarterly. The monthly earnings on this statement represent the estimated dividend accrued for the month for any program that distributes earnings on a quarterly basis. There is no guarantee that the estimated amount will be paid on the actual distribution date.

Current Yield is the net change, exclusive of capital changes and income other than investment income, in the value of a hypothetical fund account with a balance of one share over the seven-day base period including the statement date, expressed as a percentage of the value of one share (normally \$1.00 per share) at the beginning of the seven-day period. This resulting net change in account value is then annualized by multiplying it by 365 and dividing the result by 7. The yields quoted should not be considered a representation of the yield of the fund in the future, since the yield is not fixed.

Average maturity represents the average maturity of all securities and investments of a portfolio, determined by multiplying the par or principal value of each security or investment by its maturity (days or years), summing the products, and dividing the sum by the total principal value of the portfolio. The stated maturity date of mortgage backed or callable securities are used in this statement. However the actual maturity of these securities could vary depending on the level or prepayments on the underlying mortgages or whether a callable security has or is still able to be called.

Monthly distribution yield represents the net change in the value of one share (normally \$1.00 per share) resulting from all dividends declared during the month by a fund expressed as a percentage of the value of one share at the beginning of the month. This resulting net change is then annualized by multiplying it by 365 and dividing it by the number of calendar days in the month.

YTM at Cost The yield to maturity at cost is the expected rate of return, based on the original cost, the annual interest receipts, maturity value and the time period from purchase date to maturity, stated as a percentage, on an annualized basis.

YTM at Market The yield to maturity at market is the rate of return, based on the current market value, the annual interest receipts, maturity value and the time period remaining until maturity, stated as a percentage, on an annualized basis.

Managed Account A portfolio of investments managed discretely by PFM according to the client's specific investment policy and requirements. The investments are directly owned by the client and held by the client's custodian.

Unsettled Trade A trade which has been executed however the final consummation of the security transaction and payment has not yet taken place.

Please review the detail pages of this statement carefully. If you think your statement is wrong, missing account information, or if you need more information about a transaction, please contact PFM within 60 days of receipt. If you have other concerns or questions regarding your account you should contact a member of your client management team or PFM Service Operations at the address below.

PFM Asset Management LLC
Attn: Service Operations
One Keystone Plaza, Suite 300
N. Front & Market Sts
Harrisburg, PA 17101



Account Statement

For the Month Ending **June 30, 2017**

Consolidated Summary Statement

CITY OF PASO ROBLES

Portfolio Summary		
Portfolio Holdings	Cash Dividends and Income	Closing Market Value
PFM Managed Account	35,429.09	62,270,715.98
Total	\$35,429.09	\$62,270,715.98

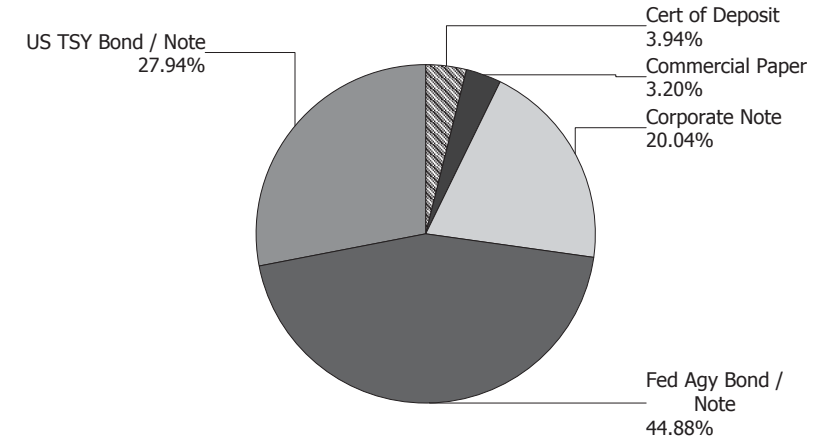
Investment Allocation		
Investment Type	Closing Market Value	Percent
Certificate of Deposit	2,451,140.48	3.94
Commercial Paper	1,992,150.00	3.20
Corporate Note	12,476,387.12	20.04
Federal Agency Bond / Note	27,955,497.69	44.88
U.S. Treasury Bond / Note	17,395,540.69	27.94
Total	\$62,270,715.98	100.00%

Maturity Distribution (Fixed Income Holdings)

Portfolio Holdings	Closing Market Value	Percent
Under 30 days	0.00	0.00
31 to 60 days	1,978,701.72	3.19
61 to 90 days	917,440.16	1.47
91 to 180 days	2,991,380.00	4.80
181 days to 1 year	647,283.00	1.04
1 to 2 years	18,259,042.66	29.32
2 to 3 years	9,474,399.98	15.21
3 to 4 years	18,020,183.20	28.94
4 to 5 years	9,982,285.26	16.03
Over 5 years	0.00	0.00
Total	\$62,270,715.98	100.00%

Weighted Average Days to Maturity 964

Sector Allocation





Account Statement

For the Month Ending **June 30, 2017**

Consolidated Summary Statement

CITY OF PASO ROBLES

Account Number	Account Name	Opening Market Value	Purchases / Deposits	Redemptions / Sales / Maturities	Unsettled Trades	Change in Value	Closing Market Value	Cash Dividends and Income
69330010	CITY OF PASO ROBLES INVESTMENT PORTFOLIO	61,441,677.11	3,355,807.35	(3,390,619.14)	0.00	(134,151.34)	61,272,713.98	35,429.09
69330020	CITY OF PASO ROBLES SHORT TERM FUNDS	997,115.00	0.00	0.00	0.00	887.00	998,002.00	0.00
Total		\$62,438,792.11	\$3,355,807.35	(\$3,390,619.14)	\$0.00	(\$133,264.34)	\$62,270,715.98	\$35,429.09



Managed Account Summary Statement

For the Month Ending **June 30, 2017**

CITY OF PASO ROBLES INVESTMENT PORTFOLIO - 69330010

Transaction Summary - Managed Account

Opening Market Value	\$61,441,677.11
Maturities/Calls	0.00
Principal Dispositions	(3,390,619.14)
Principal Acquisitions	3,355,807.35
Unsettled Trades	0.00
Change in Current Value	(134,151.34)
Closing Market Value	\$61,272,713.98

Cash Transactions Summary - Managed Account

Maturities/Calls	0.00
Sale Proceeds	3,393,462.21
Coupon/Interest/Dividend Income	51,350.00
Principal Payments	0.00
Security Purchases	(3,378,418.20)
Net Cash Contribution	(66,394.01)
Reconciling Transactions	0.00

Earnings Reconciliation (Cash Basis) - Managed Account

Interest/Dividends/Coupons Received	54,193.07
Less Purchased Interest Related to Interest/Coupons	(22,610.85)
Plus Net Realized Gains/Losses	3,846.87
Total Cash Basis Earnings	\$35,429.09

Cash Balance

Closing Cash Balance **\$0.00**

Earnings Reconciliation (Accrual Basis)

	Total
Ending Amortized Value of Securities	61,463,105.39
Ending Accrued Interest	236,492.47
Plus Proceeds from Sales	3,393,462.21
Plus Proceeds of Maturities/Calls/Principal Payments	0.00
Plus Coupons/Dividends Received	51,350.00
Less Cost of New Purchases	(3,378,418.20)
Less Beginning Amortized Value of Securities	(61,506,205.88)
Less Beginning Accrued Interest	(187,794.84)
Total Accrual Basis Earnings	\$71,991.15



Portfolio Summary and Statistics

For the Month Ending **June 30, 2017**

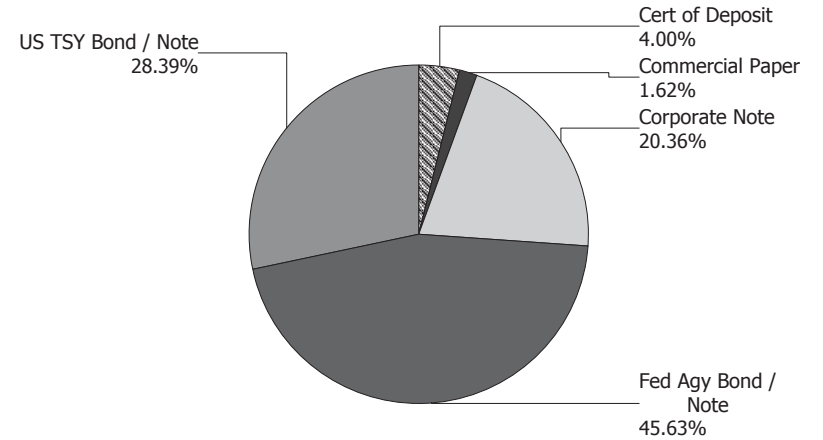
CITY OF PASO ROBLES INVESTMENT PORTFOLIO - 69330010

Account Summary

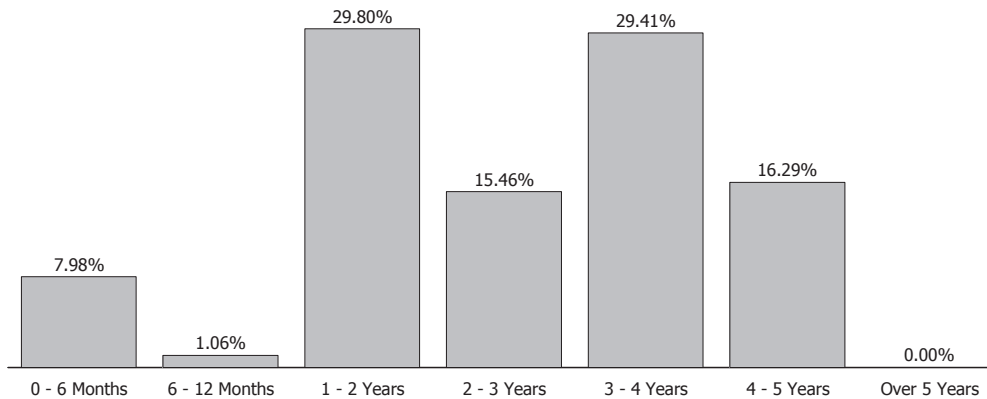
Description	Par Value	Market Value	Percent
U.S. Treasury Bond / Note	17,410,000.00	17,395,540.69	28.39
Federal Agency Bond / Note	28,005,000.00	27,955,497.69	45.63
Corporate Note	12,450,000.00	12,476,387.12	20.36
Commercial Paper	1,000,000.00	994,148.00	1.62
Certificate of Deposit	2,450,000.00	2,451,140.48	4.00
Managed Account Sub-Total	61,315,000.00	61,272,713.98	100.00%
Accrued Interest		236,492.47	
Total Portfolio	61,315,000.00	61,509,206.45	

Unsettled Trades **0.00** **0.00**

Sector Allocation



Maturity Distribution



Characteristics

Yield to Maturity at Cost	1.50%
Yield to Maturity at Market	1.64%
Duration to Worst	2.58
Weighted Average Days to Maturity	979



Managed Account Issuer Summary

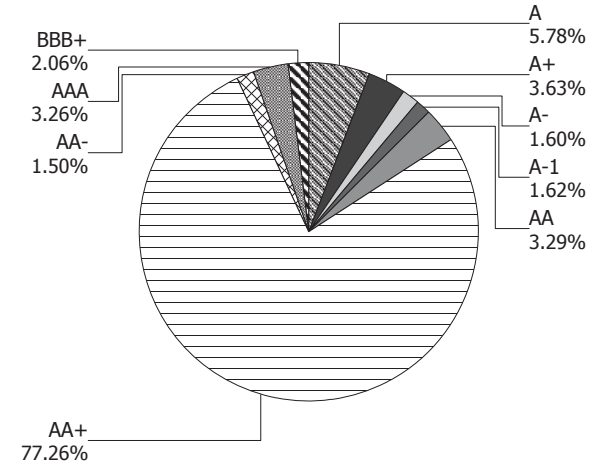
For the Month Ending **June 30, 2017**

CITY OF PASO ROBLES INVESTMENT PORTFOLIO - 69330010

Issuer Summary

Issuer	Market Value of Holdings	Percent
APPLE INC	1,990,154.00	3.25
BANK OF NOVA SCOTIA	1,224,278.48	2.00
BERKSHIRE HATHAWAY INC	2,015,350.00	3.29
BNP PARIBAS	994,148.00	1.62
FANNIE MAE	14,940,814.46	24.38
FEDERAL HOME LOAN BANKS	3,068,112.40	5.01
FREDDIE MAC	9,946,570.83	16.23
GENERAL ELECTRIC CO	917,440.16	1.50
IBM CORP	997,328.30	1.63
JP MORGAN CHASE & CO	980,699.72	1.60
MICROSOFT CORP	1,997,232.00	3.26
MORGAN STANLEY	1,264,024.69	2.06
SUMITOMO MITSUI FINANCIAL GROUP INC	1,226,862.00	2.00
THE BANK OF NEW YORK MELLON CORPORATION	994,609.66	1.62
UNITED STATES TREASURY	17,395,540.69	28.40
WELLS FARGO & COMPANY	1,319,548.59	2.15
Total	\$61,272,713.98	100.00%

Credit Quality (S&P Ratings)





Managed Account Detail of Securities Held

For the Month Ending **June 30, 2017**

CITY OF PASO ROBLES INVESTMENT PORTFOLIO - 69330010

Security Type/Description Dated Date/Coupon/Maturity	CUSIP	Par	S&P Rating	Moody's Rating	Trade Date	Settle Date	Original Cost	YTM at Cost	Accrued Interest	Amortized Cost	Market Value
U.S. Treasury Bond / Note											
US TREASURY NOTES DTD 06/30/2014 1.625% 06/30/2019	912828WS5	1,500,000.00	AA+	Aaa	12/01/15	12/03/15	1,514,121.09	1.35	66.24	1,507,973.70	1,506,679.50
US TREASURY NOTES DTD 01/31/2013 1.375% 01/31/2020	912828UL2	495,000.00	AA+	Aaa	01/25/16	01/28/16	495,734.76	1.34	2,839.07	495,478.05	493,627.37
US TREASURY NOTES DTD 06/30/2015 1.625% 06/30/2020	912828XH8	4,470,000.00	AA+	Aaa	11/23/16	11/25/16	4,475,238.28	1.59	197.38	4,474,403.49	4,477,858.26
US TREASURY NOTES DTD 10/31/2013 1.750% 10/31/2020	912828WC0	1,000,000.00	AA+	Aaa	11/02/15	11/03/15	1,007,500.00	1.59	2,948.37	1,005,070.89	1,004,219.00
US TREASURY NOTES DTD 10/31/2013 1.750% 10/31/2020	912828WC0	2,000,000.00	AA+	Aaa	11/04/15	11/09/15	2,007,109.38	1.68	5,896.74	2,004,827.18	2,008,438.00
US TREASURY NOTES DTD 05/02/2016 1.375% 04/30/2021	912828Q78	2,000,000.00	AA+	Aaa	02/15/17	02/16/17	1,957,578.13	1.90	4,633.15	1,961,200.62	1,974,454.00
US TREASURY NOTES DTD 05/02/2016 1.375% 04/30/2021	912828Q78	3,000,000.00	AA+	Aaa	07/08/16	07/11/16	3,053,906.25	0.99	6,949.73	3,043,203.27	2,961,681.00
US TREASURY NOTES DTD 10/31/2014 2.000% 10/31/2021	912828F96	2,945,000.00	AA+	Aaa	04/03/17	04/05/17	2,965,016.80	1.84	9,923.37	2,964,030.15	2,968,583.56
Security Type Sub-Total		17,410,000.00					17,476,204.69	1.55	33,454.05	17,456,187.35	17,395,540.69
Federal Agency Bond / Note											
FEDERAL HOME LOAN BANKS AGCY DTD 05/27/2016 0.875% 06/29/2018	3130A8BD4	650,000.00	AA+	Aaa	06/15/16	06/16/16	651,404.00	0.77	31.60	650,688.31	647,283.00
FHLB NOTES DTD 07/08/2016 0.625% 08/07/2018	3130A8PK3	425,000.00	AA+	Aaa	07/08/16	07/11/16	423,856.75	0.76	1,062.50	424,390.83	421,705.40
FHLMC REFERENCE NOTE DTD 09/16/2016 0.875% 10/12/2018	3137EAED7	1,600,000.00	AA+	Aaa	09/15/16	09/16/16	1,599,312.00	0.90	3,072.22	1,599,572.24	1,590,246.40
FNMA BENCHMARK NOTE DTD 01/08/2016 1.375% 01/28/2019	3135G0H63	990,000.00	AA+	Aaa	01/25/16	01/28/16	995,692.50	1.18	5,785.31	993,013.24	989,864.37
FANNIE MAE BENCHMARK NOTE DTD 01/13/2014 1.875% 02/19/2019	3135G0ZA4	1,930,000.00	AA+	Aaa	02/16/16	02/18/16	1,978,443.00	1.02	13,268.75	1,956,530.46	1,944,949.78



Managed Account Detail of Securities Held

For the Month Ending **June 30, 2017**

CITY OF PASO ROBLES INVESTMENT PORTFOLIO - 69330010

Security Type/Description Dated Date/Coupon/Maturity	CUSIP	Par	S&P Rating	Moody's Rating	Trade Date	Settle Date	Original Cost	YTM at Cost	Accrued Interest	Amortized Cost	Market Value
Federal Agency Bond / Note											
FEDERAL HOME LOAN BANK AGENCY DTD 03/10/2017 1.375% 03/18/2019	3130AAXX1	2,000,000.00	AA+	Aaa	04/03/17	04/05/17	2,002,140.00	1.32	8,479.17	2,001,883.82	1,999,124.00
FREDDIE MAC NOTES DTD 03/21/2016 1.125% 04/15/2019	3137EADZ9	1,990,000.00	AA+	Aaa	04/18/16	04/19/16	1,998,198.80	0.98	4,726.25	1,994,935.52	1,981,058.93
FREDDIE MAC NOTES DTD 03/21/2016 1.125% 04/15/2019	3137EADZ9	2,900,000.00	AA+	Aaa	07/08/16	07/11/16	2,924,157.00	0.82	6,887.50	2,915,716.38	2,886,970.30
FREDDIE MAC NOTES DTD 04/16/2012 1.750% 05/30/2019	3137EADG1	1,480,000.00	AA+	Aaa	12/21/15	12/23/15	1,493,852.80	1.47	2,230.28	1,487,803.73	1,489,975.20
FNMA BENCHMARK NOTE DTD 08/02/2016 0.875% 08/02/2019	3135G0N33	1,500,000.00	AA+	Aaa	07/29/16	08/02/16	1,497,480.00	0.93	5,432.29	1,498,240.38	1,481,967.00
FNMA BENCHMARK NOTE DTD 11/07/2014 1.750% 11/26/2019	3135G0ZY2	3,000,000.00	AA+	Aaa	11/04/15	11/09/15	3,025,140.00	1.54	5,104.17	3,015,115.92	3,016,629.00
FREDDIE MAC AGENCY NOTE DTD 01/17/2017 1.500% 01/17/2020	3137EAEE5	2,000,000.00	AA+	Aaa	04/03/17	04/05/17	1,999,920.00	1.50	13,666.67	1,999,937.18	1,998,320.00
FNMA NOTES DTD 02/28/2017 1.500% 02/28/2020	3135G0T29	495,000.00	AA+	Aaa	02/24/17	02/28/17	494,683.20	1.52	2,536.88	494,718.60	493,702.61
FNMA NOTES DTD 08/19/2016 1.250% 08/17/2021	3135G0N82	1,700,000.00	AA+	Aaa	09/01/16	09/02/16	1,693,982.00	1.32	7,909.72	1,694,964.82	1,661,823.10
FANNIE MAE AGENCY NOTES DTD 01/09/2017 2.000% 01/05/2022	3135G0S38	1,660,000.00	AA+	Aaa	06/27/17	06/29/17	1,670,756.80	1.85	15,862.22	1,670,744.90	1,665,519.50
FANNIE MAE AGENCY NOTES DTD 01/09/2017 2.000% 01/05/2022	3135G0S38	2,000,000.00	AA+	Aaa	02/15/17	02/16/17	1,993,280.00	2.07	19,111.11	1,993,785.26	2,006,650.00
FANNIE MAE NOTES DTD 04/10/2017 1.875% 04/05/2022	3135G0T45	1,685,000.00	AA+	Aaa	06/27/17	06/29/17	1,685,050.55	1.87	7,108.59	1,685,050.55	1,679,709.10
Security Type Sub-Total		28,005,000.00					28,127,349.40	1.32	122,275.23	28,077,092.14	27,955,497.69
Corporate Note											



Managed Account Detail of Securities Held

For the Month Ending **June 30, 2017**

CITY OF PASO ROBLES INVESTMENT PORTFOLIO - 69330010

Security Type/Description Dated Date/Coupon/Maturity	CUSIP	Par	S&P Rating	Moody's Rating	Trade Date	Settle Date	Original Cost	YTM at Cost	Accrued Interest	Amortized Cost	Market Value
Corporate Note											
JPMORGAN CHASE & CO GLOBAL NOTES DTD 08/20/2012 2.000% 08/15/2017	48126EAA5	980,000.00	A-	A3	02/09/16	02/12/16	985,252.80	1.64	7,404.44	980,429.20	980,699.72
GENERAL ELEC CAP CORP GLOBAL SR MTN DTD 09/24/2007 5.625% 09/15/2017	36962G3H5	910,000.00	AA-	A1	02/09/16	02/12/16	975,401.70	1.06	15,071.88	918,496.34	917,440.16
MICROSOFT CORP NOTES DTD 11/07/2012 0.875% 11/15/2017	594918AP9	2,000,000.00	AAA	Aaa	02/14/13	02/14/13	1,988,400.00	1.00	2,236.11	1,999,072.56	1,997,232.00
IBM CORP NOTES DTD 02/19/2016 1.800% 05/17/2019	459200JE2	995,000.00	A+	A1	02/29/16	03/03/16	997,407.90	1.72	2,189.00	996,422.22	997,328.30
APPLE INC BONDS DTD 02/09/2015 1.550% 02/07/2020	037833AX8	2,000,000.00	AA+	Aa1	05/28/15	05/28/15	1,973,138.00	1.85	12,227.78	1,984,839.72	1,990,154.00
BONY MELLON CORP NOTE (CALLABLE) DTD 11/27/2015 2.450% 11/27/2020	06406HDF3	985,000.00	A	A1	02/29/16	03/03/16	991,599.50	2.30	2,279.18	989,800.46	994,609.66
WELLS FARGO CORP NOTES DTD 03/04/2016 2.500% 03/04/2021	949746RS2	1,315,000.00	A	A2	06/15/16	06/20/16	1,341,931.20	2.04	10,684.38	1,336,263.85	1,319,548.59
BERKSHIRE HATHAWAY INC NOTES DTD 03/15/2016 2.200% 03/15/2021	084670BQ0	2,000,000.00	AA	Aa2	02/15/17	02/21/17	1,997,280.00	2.24	12,955.56	1,997,525.08	2,015,350.00
MORGAN STANLEY CORP NOTES DTD 04/21/2016 2.500% 04/21/2021	61746BEA0	1,265,000.00	BBB+	A3	08/23/16	08/25/16	1,286,517.65	2.11	6,149.31	1,282,756.48	1,264,024.69
Security Type Sub-Total		12,450,000.00					12,536,928.75	1.77	71,197.64	12,485,605.91	12,476,387.12
Commercial Paper											
BNP PARIBAS NY BRANCH COMM PAPER DTD 03/06/2017 0.000% 12/01/2017	09659BZ11	1,000,000.00	A-1	P-1	05/31/17	05/31/17	993,048.89	1.37	0.00	994,219.99	994,148.00
Security Type Sub-Total		1,000,000.00					993,048.89	1.37	0.00	994,219.99	994,148.00
Certificate of Deposit											
BANK OF NOVA SCOTIA HOUSTON LT CD DTD 04/06/2017 1.910% 04/05/2019	06417GUE6	1,225,000.00	A+	A1	04/05/17	04/06/17	1,225,000.00	1.91	5,589.40	1,225,000.00	1,224,278.48



Managed Account Detail of Securities Held

For the Month Ending **June 30, 2017**

CITY OF PASO ROBLES INVESTMENT PORTFOLIO - 69330010

Security Type/Description	Dated Date/Coupon/Maturity	CUSIP	Par	S&P Rating	Moody's Rating	Trade Date	Settle Date	Original Cost	YTM at Cost	Accrued Interest	Amortized Cost	Market Value
Certificate of Deposit												
SUMITOMO MITSUI BANK NY CD DTD 05/04/2017 2.050% 05/03/2019		86563YVNO	1,225,000.00	A	A1	05/03/17	05/04/17	1,225,000.00	2.05	3,976.15	1,225,000.00	1,226,862.00
Security Type Sub-Total			2,450,000.00					2,450,000.00	1.98	9,565.55	2,450,000.00	2,451,140.48
Managed Account Sub-Total			61,315,000.00					61,583,531.73	1.50	236,492.47	61,463,105.39	61,272,713.98
Securities Sub-Total			\$61,315,000.00					\$61,583,531.73	1.50%	\$236,492.47	\$61,463,105.39	\$61,272,713.98
Accrued Interest												\$236,492.47
Total Investments												\$61,509,206.45



Managed Account Fair Market Value & Analytics

For the Month Ending **June 30, 2017**

CITY OF PASO ROBLES INVESTMENT PORTFOLIO - 69330010

Security Type/Description				Next Call	Market	Market	Unreal G/L	Unreal G/L	Effective	Duration	YTM
Dated Date/Coupon/Maturity	CUSIP	Par	Broker	Date	Price	Value	On Cost	Amort Cost	Duration	to Worst at Mkt	
U.S. Treasury Bond / Note											
US TREASURY NOTES DTD 06/30/2014 1.625% 06/30/2019	912828WS5	1,500,000.00	GOLDMAN		100.45	1,506,679.50	(7,441.59)	(1,294.20)	1.96	1.96	1.40
US TREASURY NOTES DTD 01/31/2013 1.375% 01/31/2020	912828UL2	495,000.00	MORGANST		99.72	493,627.37	(2,107.39)	(1,850.68)	2.52	2.52	1.48
US TREASURY NOTES DTD 06/30/2015 1.625% 06/30/2020	912828XH8	4,470,000.00	CITIGRP		100.18	4,477,858.26	2,619.98	3,454.77	2.92	2.92	1.56
US TREASURY NOTES DTD 10/31/2013 1.750% 10/31/2020	912828WC0	1,000,000.00	CITIGRP		100.42	1,004,219.00	(3,281.00)	(851.89)	3.22	3.22	1.62
US TREASURY NOTES DTD 10/31/2013 1.750% 10/31/2020	912828WC0	2,000,000.00	MORGANST		100.42	2,008,438.00	1,328.62	3,610.82	3.22	3.22	1.62
US TREASURY NOTES DTD 05/02/2016 1.375% 04/30/2021	912828O78	2,000,000.00	MERRILL		98.72	1,974,454.00	16,875.87	13,253.38	3.71	3.71	1.72
US TREASURY NOTES DTD 05/02/2016 1.375% 04/30/2021	912828Q78	3,000,000.00	MERRILL		98.72	2,961,681.00	(92,225.25)	(81,522.27)	3.71	3.71	1.72
US TREASURY NOTES DTD 10/31/2014 2.000% 10/31/2021	912828F96	2,945,000.00	MORGAN_S		100.80	2,968,583.56	3,566.76	4,553.41	4.12	4.12	1.81
Security Type Sub-Total		17,410,000.00				17,395,540.69	(80,664.00)	(60,646.66)	3.31	3.31	1.64
Federal Agency Bond / Note											
FEDERAL HOME LOAN BANKS AGCY DTD 05/27/2016 0.875% 06/29/2018	3130A8BD4	650,000.00	WELLSFAR		99.58	647,283.00	(4,121.00)	(3,405.31)	0.99	0.99	1.30
FHLB NOTES DTD 07/08/2016 0.625% 08/07/2018	3130A8PK3	425,000.00	TD SEC U		99.22	421,705.40	(2,151.35)	(2,685.43)	1.09	1.09	1.34
FHLMC REFERENCE NOTE DTD 09/16/2016 0.875% 10/12/2018	3137EAED7	1,600,000.00	BARCLAYS		99.39	1,590,246.40	(9,065.60)	(9,325.84)	1.27	1.27	1.36
FNMA BENCHMARK NOTE DTD 01/08/2016 1.375% 01/28/2019	3135G0H63	990,000.00	MORGANST		99.99	989,864.37	(5,828.13)	(3,148.87)	1.55	1.55	1.38
FANNIE MAE BENCHMARK NOTE DTD 01/13/2014 1.875% 02/19/2019	3135G0ZA4	1,930,000.00	MERRILL		100.77	1,944,949.78	(33,493.22)	(11,580.68)	1.60	1.60	1.39
FEDERAL HOME LOAN BANK AGENCY DTD 03/10/2017 1.375% 03/18/2019	3130AAXX1	2,000,000.00	MORGAN_S		99.96	1,999,124.00	(3,016.00)	(2,759.82)	1.68	1.68	1.40
FREDDIE MAC NOTES DTD 03/21/2016 1.125% 04/15/2019	3137EADZ9	1,990,000.00	TD SEC U		99.55	1,981,058.93	(17,139.87)	(13,876.59)	1.76	1.76	1.38



Managed Account Fair Market Value & Analytics

For the Month Ending **June 30, 2017**

CITY OF PASO ROBLES INVESTMENT PORTFOLIO - 69330010

Security Type/Description	Dated Date/Coupon/Maturity	CUSIP	Par	Broker	Next Call Date	Market Price	Market Value	Unreal G/L On Cost	Unreal G/L Amort Cost	Effective Duration	Duration to Worst at Mkt	YTM
Federal Agency Bond / Note												
FREDDIE MAC NOTES	DTD 03/21/2016 1.125% 04/15/2019	3137EADZ9	2,900,000.00	TD SEC U		99.55	2,886,970.30	(37,186.70)	(28,746.08)	1.76	1.76	1.38
FREDDIE MAC NOTES	DTD 04/16/2012 1.750% 05/30/2019	3137EADG1	1,480,000.00	MERRILL		100.67	1,489,975.20	(3,877.60)	2,171.47	1.88	1.88	1.39
FNMA BENCHMARK NOTE	DTD 08/02/2016 0.875% 08/02/2019	3135G0N33	1,500,000.00	GOLDMAN		98.80	1,481,967.00	(15,513.00)	(16,273.38)	2.05	2.05	1.46
FNMA BENCHMARK NOTE	DTD 11/07/2014 1.750% 11/26/2019	3135G0ZY2	3,000,000.00	GOLDMAN		100.55	3,016,629.00	(8,511.00)	1,513.08	2.35	2.35	1.51
FREDDIE MAC AGENCY NOTE	DTD 01/17/2017 1.500% 01/17/2020	3137EAE5	2,000,000.00	BMO		99.92	1,998,320.00	(1,600.00)	(1,617.18)	2.47	2.47	1.53
FNMA NOTES	DTD 02/28/2017 1.500% 02/28/2020	3135G0T29	495,000.00	JPM_CHAS		99.74	493,702.61	(980.59)	(1,015.99)	2.59	2.59	1.60
FNMA NOTES	DTD 08/19/2016 1.250% 08/17/2021	3135G0N82	1,700,000.00	MORGANST		97.75	1,661,823.10	(32,158.90)	(33,141.72)	3.98	3.98	1.82
FANNIE MAE AGENCY NOTES	DTD 01/09/2017 2.000% 01/05/2022	3135G0S38	1,660,000.00	HSBC		100.33	1,665,519.50	(5,237.30)	(5,225.40)	4.26	4.26	1.92
FANNIE MAE AGENCY NOTES	DTD 01/09/2017 2.000% 01/05/2022	3135G0S38	2,000,000.00	JEFFERIE		100.33	2,006,650.00	13,370.00	12,864.74	4.26	4.26	1.92
FANNIE MAE NOTES	DTD 04/10/2017 1.875% 04/05/2022	3135G0T45	1,685,000.00	KEYBANC		99.69	1,679,709.10	(5,341.45)	(5,341.45)	4.52	4.52	1.94
Security Type Sub-Total			28,005,000.00				27,955,497.69	(171,851.71)	(121,594.45)	2.46	2.46	1.54
Corporate Note												
JPMORGAN CHASE & CO GLOBAL NOTES	DTD 08/20/2012 2.000% 08/15/2017	48126EAA5	980,000.00	GOLDMAN		100.07	980,699.72	(4,553.08)	270.52	0.12	0.12	1.42
GENERAL ELEC CAP CORP GLOBAL SR MTN	DTD 09/24/2007 5.625% 09/15/2017	36962G3H5	910,000.00	KEYBAN		100.82	917,440.16	(57,961.54)	(1,056.18)	0.21	0.21	1.66
MICROSOFT CORP NOTES	DTD 11/07/2012 0.875% 11/15/2017	594918AP9	2,000,000.00	NEW ACCT		99.86	1,997,232.00	8,832.00	(1,840.56)	0.36	0.37	1.24
IBM CORP NOTES	DTD 02/19/2016 1.800% 05/17/2019	459200JE2	995,000.00	JPMCHASE		100.23	997,328.30	(79.60)	906.08	1.84	1.84	1.67
APPLE INC BONDS	DTD 02/09/2015 1.550% 02/07/2020	037833AX8	2,000,000.00	NEW ACCT		99.51	1,990,154.00	17,016.00	5,314.28	2.52	2.52	1.74



Managed Account Fair Market Value & Analytics

For the Month Ending **June 30, 2017**

CITY OF PASO ROBLES INVESTMENT PORTFOLIO - 69330010

Security Type/Description Dated Date/Coupon/Maturity	CUSIP	Par	Broker	Next Call Date	Market Price	Market Value	Unreal G/L On Cost	Unreal G/L Amort Cost	Effective Duration	Duration to Worst at Mkt	YTM
Corporate Note											
BONY MELLON CORP NOTE (CALLABLE) DTD 11/27/2015 2.450% 11/27/2020	06406HDF3	985,000.00	1ST TENN	10/27/20	100.98	994,609.66	3,010.16	4,809.20	3.23	3.17	2.15
WELLS FARGO CORP NOTES DTD 03/04/2016 2.500% 03/04/2021	949746RS2	1,315,000.00	WELLSFAR		100.35	1,319,548.59	(22,382.61)	(16,715.26)	3.47	3.47	2.40
BERKSHIRE HATHAWAY INC NOTES DTD 03/15/2016 2.200% 03/15/2021	084670BO0	2,000,000.00	MIZUHO		100.77	2,015,350.00	18,070.00	17,824.92	3.53	3.53	1.98
MORGAN STANLEY CORP NOTES DTD 04/21/2016 2.500% 04/21/2021	61746BEA0	1,265,000.00	JPMCHASE		99.92	1,264,024.69	(22,492.96)	(18,731.79)	3.59	3.59	2.52
Security Type Sub-Total		12,450,000.00				12,476,387.12	(60,541.63)	(9,218.79)	2.19	2.19	1.85
Commercial Paper											
BNP PARIBAS NY BRANCH COMM PAPER DTD 03/06/2017 0.000% 12/01/2017	09659BZ11	1,000,000.00	BNP_PARI		99.41	994,148.00	1,099.11	(71.99)	0.42	0.42	1.38
Security Type Sub-Total		1,000,000.00				994,148.00	1,099.11	(71.99)	0.42	0.42	1.38
Certificate of Deposit											
BANK OF NOVA SCOTIA HOUSTON LT CD DTD 04/06/2017 1.910% 04/05/2019	06417GUE6	1,225,000.00	MERRILL		99.94	1,224,278.48	(721.52)	(721.52)	1.75	1.75	1.68
SUMITOMO MITSUI BANK NY CD DTD 05/04/2017 2.050% 05/03/2019	86563YVNO	1,225,000.00	JPM_CHAS		100.15	1,226,862.00	1,862.00	1,862.00	1.82	1.82	1.93
Security Type Sub-Total		2,450,000.00				2,451,140.48	1,140.48	1,140.48	1.79	1.79	1.81
Managed Account Sub-Total		61,315,000.00				61,272,713.98	(310,817.75)	(190,391.41)	2.58	2.58	1.64
Securities Sub-Total		\$61,315,000.00				\$61,272,713.98	(\$310,817.75)	(\$190,391.41)	2.58	2.58	1.64%
Accrued Interest						\$236,492.47					
Total Investments						\$61,509,206.45					



Managed Account Security Transactions & Interest

For the Month Ending **June 30, 2017**

CITY OF PASO ROBLES INVESTMENT PORTFOLIO - 69330010

Transaction Type		Security Description	CUSIP	Par	Principal Proceeds	Accrued Interest	Total	Realized G/L Cost	Realized G/L Amort Cost	Sale Method
Trade	Settle									
BUY										
06/27/17	06/29/17	FANNIE MAE NOTES DTD 04/10/2017 1.875% 04/05/2022	3135G0T45	1,685,000.00	(1,685,050.55)	(6,933.07)	(1,691,983.62)			
06/27/17	06/29/17	FANNIE MAE AGENCY NOTES DTD 01/09/2017 2.000% 01/05/2022	3135G0S38	1,660,000.00	(1,670,756.80)	(15,677.78)	(1,686,434.58)			
Transaction Type Sub-Total				3,345,000.00	(3,355,807.35)	(22,610.85)	(3,378,418.20)			
INTEREST										
06/29/17	06/29/17	FEDERAL HOME LOAN BANKS AGCY DTD 05/27/2016 0.875% 06/29/2018	3130A8BD4	650,000.00	0.00	2,843.75	2,843.75			
06/30/17	06/30/17	US TREASURY NOTES DTD 06/30/2015 1.625% 06/30/2020	912828XH8	4,470,000.00	0.00	36,318.75	36,318.75			
06/30/17	06/30/17	US TREASURY NOTES DTD 06/30/2014 1.625% 06/30/2019	912828WS5	1,500,000.00	0.00	12,187.50	12,187.50			
Transaction Type Sub-Total				6,620,000.00	0.00	51,350.00	51,350.00			
SELL										
06/27/17	06/29/17	CREDIT AGRICOLE CIB NY COMM PAPER DTD 02/15/2017 0.000% 08/16/2017	22533TVG8	1,000,000.00	998,306.67	0.00	998,306.67	4,356.67	(80.00)	FIFO
06/27/17	06/29/17	US TREASURY NOTES DTD 10/31/2013 1.250% 10/31/2018	912828WD8	395,000.00	394,722.27	805.03	395,527.30	(2,221.87)	(1,154.95)	FIFO
06/27/17	06/29/17	US TREASURY NOTES DTD 10/31/2013 1.250% 10/31/2018	912828WD8	1,000,000.00	999,296.87	2,038.04	1,001,334.91	(3,281.26)	(1,872.73)	FIFO
06/27/17	06/29/17	BANK TOKYO MITSUBISHI UFJ LTD COMM PAPER DTD 02/15/2017 0.000% 08/16/2017	06538BVG5	1,000,000.00	998,293.33	0.00	998,293.33	4,993.33	80.00	FIFO
Transaction Type Sub-Total				3,395,000.00	3,390,619.14	2,843.07	3,393,462.21	3,846.87	(3,027.68)	
Managed Account Sub-Total					34,811.79	31,582.22	66,394.01	3,846.87	(3,027.68)	
Total Security Transactions					\$34,811.79	\$31,582.22	\$66,394.01	\$3,846.87	(3,027.68)	



Managed Account Summary Statement

For the Month Ending **June 30, 2017**

CITY OF PASO ROBLES SHORT TERM FUNDS - 69330020

Transaction Summary - Managed Account

Opening Market Value	\$667,114.00
Maturities/Calls	0.00
Principal Dispositions	0.00
Principal Acquisitions	0.00
Unsettled Trades	0.00
Change in Current Value	887.00
Closing Market Value	\$669,002.00

Cash Transactions Summary - Managed Account

Maturities/Calls	0.00
Sale Proceeds	0.00
Coupon/Interest/Dividend Income	0.00
Principal Payments	0.00
Security Purchases	0.00
Net Cash Contribution	0.00
Reconciling Transactions	0.00

Earnings Reconciliation (Cash Basis) - Managed Account

Interest/Dividends/Coupons Received	0.00
Less Purchased Interest Related to Interest/Coupons	0.00
Plus Net Realized Gains/Losses	0.00
Total Cash Basis Earnings	\$0.00

Cash Balance

Closing Cash Balance	\$0.00
-----------------------------	---------------

Earnings Reconciliation (Accrual Basis)

	Total
Ending Amortized Value of Securities	997,825.00
Ending Accrued Interest	0.00
Plus Proceeds from Sales	0.00
Plus Proceeds of Maturities/Calls/Principal Payments	0.00
Plus Coupons/Dividends Received	0.00
Less Cost of New Purchases	0.00
Less Beginning Amortized Value of Securities	(996,700.00)
Less Beginning Accrued Interest	0.00
Total Accrual Basis Earnings	\$1,124.00



portBlio Summary and Statistics

For the Month Ending **June 30, 2017**


CITY OF PASO ROBLES SHORT TERM FUNDS - 69330020

Account Summary

description	par Value	Market Value	percent
Commercial Paper	1,000,000.00	998,002.00	100.00
Managed Account Sub-Total	1,000,000.00	669,002.00	100.00b
Accrued Interest		0.00	
Total portfolio	1,000,000.00	669,002.00	

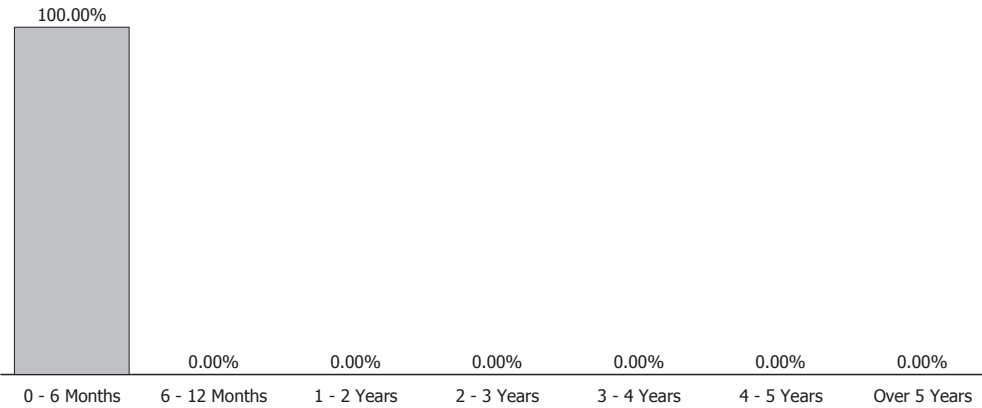
Unsettled Trades **0.00** **0.00**

Sector Allocation



Commercial Paper
100.00%

Maturity Distribution



Characteristics

Yield to Maturity at Cost	1.36%
Yield to Maturity at Market	1.22%
Duration to Worst	0.16
Weighted Average Days to Maturity	59



Managed Account Issuer Summary

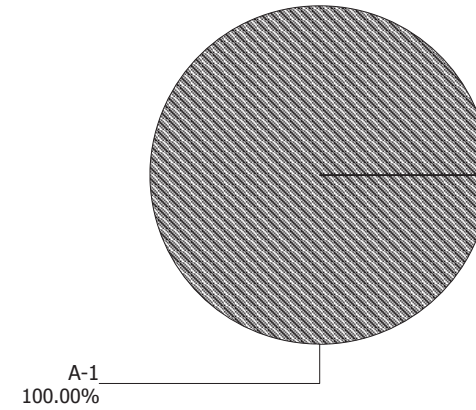
For the Month Ending **June 30, 2017**

CITY OF PASO ROBLES SHORT TERM FUNDS - 69330020

Issuer Summary

Issuer	Market Value of Holdings	percent
MITSUBISHI UFJ FINANCIAL GROUP INC	998,002.00	100.00
Total	\$669,002.00	100.00%

Credit Quality (SQP Ratings)





Managed Account Detail of Securities Held

For the Month Ending **June 30, 2017**

CITY OF PASO ROBLES SHORT TERM FUNDS - 69330020

Security Type	Description	Face Value	SP	Moody's	Trade	Settle	Original	'TM	Accrued	Amortized	Market
		par	Rating	Rating	date	date	Cost	at Cost	Interest	Cost	Value
Commercial Paper											
BANK TOKYO MITSUBISHI UFJ LTD COMM PAPER	06538BVU4	1,000,000.00	A-1	P-1	02/27/17	02/27/17	993,175.00	1.36	0.00	997,825.00	998,002.00
DTD 02/27/2017 0.000% 08/28/2017											
Security Type SuD-Total		1,000,000.00					663,174.00	1.30	0.00	667,924.00	669,002.00
Managed Account SuD-Total		1,000,000.00					663,174.00	1.30	0.00	667,924.00	669,002.00
Securities SuD-Total		\$1,000,000.00					\$663,174.00	1.30b	\$0.00	\$667,924.00	\$669,002.00
Accrued Interest											\$0.00
Total Investments											\$669,002.00



Managed Account Fair Market Value Q Analytics

For the Month Ending **June 30, 2017**

CITY OF PASO ROBLES SHORT TERM FUNDS - 69330020

Security Description	Coupon	par	Broker	Next Call Date	Market price	Market Value	% Unrealized Gain/Loss	% Unrealized Gain/Loss Amort Cost	Effective Duration	Duration	TM to Worst at Mkt
Commercial Paper											
BANK TOKYO MITSUBISHI UFJ LTD COMM PAPER DTD 02/27/2017 0.000% 08/28/2017	06538BVU4	1,000,000.00	BTM		99.80	998,002.00	4,827.00	177.00	0.16	0.16	1.22
Security Type	SuD	1,000,000.00				669,002.00	4,927.00	177.00	0.10	0.10	1.22
Managed Account	SuD	1,000,000.00				669,002.00	4,927.00	177.00	0.10	0.10	1.22
Securities	SuD	\$1,000,000.00				\$669,002.00	\$4,927.00	\$177.00	0.10	0.10	1.22b
Accrued Interest						\$0.00					
Total Investments						\$669,002.00					



PR17COPY
Maturing Investments
Sorted by Fund
June 30, 2017 - December 31, 9999

City of Paso Robles
 821 Pine Street, Suite A
 Paso Robles, CA Paso Robles,
 (805)305-0151

Maturity Date	CUSIP	Investment #	Fund	Security Type	Issuer	Dealer	Dealer's Phone Number	Maturity Par Value	Stated Rate	Comments
07/21/2017	SYS10893	10893	100	BCD	Asian Pacific National Bank			249,000.00	0.850	
07/21/2017	SYS10891	10891	100	BCD	Pacific Enterprise Bank			250,000.00	1.010	
July 2017 Subtotal								499,000.00		
08/15/2017	48126EAA5	10972	100	MTN	JPMorgan Chase	PFM		980,000.00	2.000	
08/28/2017	06538BVU4	10968	100	ACP	Bank of Tokoyo Mitsubishi	PFM		1,000,000.00	1.350	
August 2017 Subtotal								1,980,000.00		
09/15/2017	36962G3H5	10916	100	MTN	General Electric Capital Corp	PFM		910,000.00	5.625	
September 2017 Subtotal								910,000.00		
10/27/2017	SYS10939	10939	100	BCD	One West Bank			250,000.00	1.200	
October 2017 Subtotal								250,000.00		
11/02/2017	SYS10895	10895	100	BCD	Pacific Alliance Bank			250,000.00	1.200	
11/03/2017	SYS10897	10897	100	BCD	IDB Bank			250,000.00	1.000	
11/15/2017	594918AP9	10823	100	MTN	MICROSOFT	GS		2,000,000.00	0.875	
November 2017 Subtotal								2,500,000.00		
12/01/2017	09659BZ11	10981	100	ACP	Bank of New York Mellon	PFM		1,000,000.00	1.360	
December 2017 Subtotal								1,000,000.00		
02/17/2018	SYS10870	10870	100	BCD	Bank of the West			250,000.00	1.300	
02/23/2018	SYS10886	10886	100	BCD	Royal Business Bank			250,000.00	1.300	
February 2018 Subtotal								500,000.00		
10/12/2018	3137EAED7	10946	100	FAC	Federal Home Loan Mtg Corp	PFM		1,600,000.00	0.875	
October 2018 Subtotal								1,600,000.00		
12/31/2018	SYS10985	10985	100	BCD	Paso City	PASO		1,000,000.00	0.400	
December 2018 Subtotal								1,000,000.00		
02/19/2019	3135G0ZA4	10917	100	FAC	Federal National Mtg Assn	PFM		1,930,000.00	1.875	
February 2019 Subtotal								1,930,000.00		

PR17COPY
Maturing Investments
Sorted by Fund

Maturity Date	CUSIP	Investment #	Fund	Security Type	Issuer	Dealer	Dealer's Phone Number	Maturity Par Value	Stated Rate	Comments
04/05/2019	06417GUE6	10976	100	BCD	Bank of Nova Scotia	PFM		1,225,000.00	1.910	
04/15/2019	3137EADZ9	10931	100	FAC	Federal Home Loan Mtg Corp	PFM		1,990,000.00	1.125	
04/15/2019	3137EADZ9	10934	100	FAC	Federal Home Loan Mtg Corp	PFM		2,900,000.00	1.125	
April 2019 Subtotal								6,115,000.00		
05/03/2019	86563YVNO	10977	100	NCB	Sumitomo Mitsui Bank	PFM		1,225,000.00	2.050	
05/17/2019	459200JE2	10928	100	MC1	IBM	PFM		995,000.00	1.800	
05/30/2019	3137EADG1	10912	100	FAC	Federal Home Loan Mtg Corp	PFM		1,480,000.00	1.750	
May 2019 Subtotal								3,700,000.00		
06/30/2019	912828WS5	10905	100	TRC	U.S. Treasury	PFM		1,500,000.00	1.625	
June 2019 Subtotal								1,500,000.00		
08/02/2019	3135G0N33	10941	100	FAC	Federal National Mtg Assn	PFM		1,500,000.00	0.875	
August 2019 Subtotal								1,500,000.00		
11/26/2019	3135G0ZY2	10904	100	FAC	Federal National Mtg Assn	PFM		3,000,000.00	1.750	
November 2019 Subtotal								3,000,000.00		
01/17/2020	3137EAEE5	10973	100	FAC	Federal Home Loan Mtg Corp	PFM		2,000,000.00	1.500	
01/31/2020	912828UL2	10913	100	TRC	U.S. Treasury	PFM		495,000.00	1.375	
January 2020 Subtotal								2,495,000.00		
02/07/2020	037833AX8	10887	100	MTN	Apple, Inc	GS		2,000,000.00	1.550	
02/28/2020	3135G0T29	10970	100	FAC	Federal National Mtg Assn	PFM		495,000.00	1.500	
February 2020 Subtotal								2,495,000.00		
06/30/2020	912828XH8	10947	100	TRC	U.S. Treasury	PFM		4,470,000.00	1.625	
June 2020 Subtotal								4,470,000.00		
10/31/2020	912828WC0	10900	100	TRC	U.S. Treasury	PFM		1,000,000.00	1.750	
10/31/2020	912828WC0	10902	100	TRC	U.S. Treasury	PFM		2,000,000.00	1.750	
October 2020 Subtotal								3,000,000.00		
11/27/2020	06406HDF3	10929	100	MTN	Bank of New York Mellon	PFM		985,000.00	2.450	
November 2020 Subtotal								985,000.00		
03/04/2021	949746RS2	10933	100	MTN	Wells Fargo & Company	PFM		1,315,000.00	2.500	
03/15/2021	084670BQ0	10957	100	MTN	Berkshire Hathaway	PFM		2,000,000.00	2.200	
March 2021 Subtotal								3,315,000.00		

PR17COPY
Maturing Investments
Sorted by Fund

Maturity Date	CUSIP	Investment #	Fund	Security Type	Issuer	Dealer	Dealer's Phone Number	Maturity Par Value	Stated Rate	Comments
04/21/2021	61746BEA0	10942	100	MTN	Morgan Stanley Dean Witter	PFM		1,265,000.00	2.500	
04/30/2021	912828Q78	10964	100	TRC	U.S. Treasury	PFM		1,965,000.00	1.375	
April 2021 Subtotal								3,230,000.00		
08/17/2021	3135G0N82	10945	100	FAC	Federal National Mtg Assn	PFM		1,700,000.00	1.250	
August 2021 Subtotal								1,700,000.00		
10/31/2021	912828F96	10975	100	TRC	U.S. Treasury	PFM		2,945,000.00	2.000	
October 2021 Subtotal								2,945,000.00		
01/05/2022	3135G0S38	10958	100	FAC	Federal National Mtg Assn	PFM		2,000,000.00	2.000	
01/05/2022	3135G0S38	10979	100	FAC	Federal National Mtg Assn	PFM		1,660,000.00	2.000	
01/31/2022	912828V72	10982	100	TRC	U.S. Treasury	PFM		1,060,000.00	1.875	
January 2022 Subtotal								4,720,000.00		
04/05/2022	3135G0T45	10978	100	FAC	Federal National Mtg Assn	PFM		1,685,000.00	1.875	
April 2022 Subtotal								1,685,000.00		
Total								59,024,000.00		

Local Agency Investment Fund
 P.O. Box 942809
 Sacramento, CA 94209-0001
 (916) 653-3001

www.treasurer.ca.gov/pmia-laif/laif.asp

August 18, 2017

CITY OF PASO ROBLES

CITY TREASURER
 821 PINE STREET, SUITE A
 PASO ROBLES, CA 93446

PMIA Average Monthly Yields

Account Number:
 98-40-271

Tran Type Definitions

July 2017 Statement

Effective Date	Transaction Date	Tran Type	Confirm Number	Authorized Caller	Amount
7/3/2017	6/30/2017	RW	1540570	MICHAEL J. COMPTON	-2,800,000.00
7/10/2017	7/10/2017	RW	1540952	MICHAEL J. COMPTON	-8,500,000.00
7/14/2017	7/13/2017	QRD	1542454	SYSTEM	25,580.09
7/14/2017	7/14/2017	RD	1543824	MICHAEL J. COMPTON	6,000,000.00
7/17/2017	7/17/2017	RW	1543885	MICHAEL J. COMPTON	-400,000.00
7/20/2017	7/19/2017	RW	1544185	MICHAEL J. COMPTON	-400,000.00
7/21/2017	7/21/2017	RD	1544346	MICHAEL J. COMPTON	4,000,000.00
7/24/2017	7/24/2017	RW	1544438	MICHAEL J. COMPTON	-625,580.09
7/26/2017	7/26/2017	RD	1544624	MICHAEL J. COMPTON	2,000,000.00
7/28/2017	7/27/2017	RW	1544889	MICHAEL J. COMPTON	-2,000,000.00
7/31/2017	7/31/2017	RW	1545011	MICHAEL J. COMPTON	-1,500,000.00

Account Summary

Total Deposit:	12,025,580.09	Beginning Balance:	14,600,000.00
Total Withdrawal:	-16,225,580.09	Ending Balance:	10,400,000.00