



## Memorandum

To: City Council

Cc: Thomas Frutchey, City Manager  
Executive Managers

From: Mike Compton, City Treasurer

Subject: Monthly Treasurer's Report – June 2018

Date: July 19, 2018

---

This report presents the City's investment portfolio as of June, 2018. It includes all investments managed by the City except funds held by various City's trustees; i.e. bond reserve funds, deferred compensation plans, Section 115 Trust plan and other post-retirement benefit funds. This report does include funds under management by PFM Asset Management LLC (PFM). The investment portfolio is in compliance with all State laws.

Funds under management by PFM do not include bank cash accounts nor money market accounts or funds held in the Local Agency Investment Fund (LAIF) managed by State of California Treasurer's Office. Thus, the PFM report attached herein does not reflect these balances. In order to fully report all funds on hand at month end, the first page included herein reflects all the liquidity funds held and managed by the City.

With regards to the PFM Report, it contains two components; the long-term portfolio #69330010 and the short-term portfolio #69330020. PFM's reported 'yield to maturity at market' on the long-term portfolio of 2.67% as compared to last month's 2.56%. The short-term portfolio was 2.32% as compared to last month's 2.34%.

Total Funds on Hand at June 30, 2018 included the following:

Liquidity Funds (PPB + LAIF + PPB-MM)	\$ 5,032,305
PFM Long Term (less than 5 years @ par)	\$69,690,000
PFM Short Term (less than 1 year @ par)	<u>\$ 5,000,000</u>
Total Portfolio	<u>\$79,722,305</u>

I hereby certify that the City's investment portfolio provides sufficient liquidity to meet the City's cash flow requirements for the next six months.

Please don't hesitate to contact me should you have any questions and/or concerns.

---

Michael J. Compton, City Treasurer

**PORTFOLIO LIQUIDITY REPORT - June, 2018**

---

<u>Issuer</u>	<u>Purchase Date</u>	<u>Par Value</u>	<u>Market Value</u>	<u>Book Value</u>	<u>Coupon Rate</u>
LAIF	N/A	\$ 7,800,000.00	\$ 7,800,000.00	\$ 7,800,000.00	1.854
PPB - Money Market #1	06/23/2017	\$ 1,000,369.93	\$ 1,000,369.93	\$ 1,000,369.93	0.400
PPB - Money Market #2	12/1/2017	\$ 3,004,472.94	\$ 3,004,472.94	\$ 3,004,472.94	1.855
PPB - Checking	N/A	<u>\$ (6,772,537.43)</u>	<u>\$ (6,772,537.43)</u>	<u>\$ (6,772,537.43)</u>	N/A
Total All Liquidity Funds		<u><b>\$ 5,032,305.44</b></u>	<u><b>\$ 5,032,305.44</b></u>	<u><b>\$ 5,032,305.44</b></u>	



**Managed Account Summary Statement**

For the Month Ending **June 30, 2018**

CITY OF PASO ROBLES INVESTMENT PORTFOLIO - 69330010

**Transaction Summary - Managed Account**

<b>Opening Market Value</b>	<b>\$68,338,494.73</b>
Maturities/Calls	0.00
Principal Dispositions	(1,880,867.00)
Principal Acquisitions	1,874,432.62
Unsettled Trades	0.00
Change in Current Value	(109,862.81)
<b>Closing Market Value</b>	<b>\$68,222,197.54</b>

**Cash Transactions Summary - Managed Account**

Maturities/Calls	0.00
Sale Proceeds	1,883,895.13
Coupon/Interest/Dividend Income	42,737.50
Principal Payments	0.00
Security Purchases	(1,880,695.56)
Net Cash Contribution	(45,937.07)
Reconciling Transactions	0.00

**Earnings Reconciliation (Cash Basis) - Managed Account**

Interest/Dividends/Coupons Received	45,765.63
Less Purchased Interest Related to Interest/Coupons	(6,262.94)
Plus Net Realized Gains/Losses	(32,897.10)
<b>Total Cash Basis Earnings</b>	<b>\$6,605.59</b>

**Cash Balance**

<b>Closing Cash Balance</b>	<b>\$0.00</b>
-----------------------------	---------------

**Earnings Reconciliation (Accrual Basis)**

	<b>Total</b>
Ending Amortized Value of Securities	69,355,047.56
Ending Accrued Interest	322,267.65
Plus Proceeds from Sales	1,883,895.13
Plus Proceeds of Maturities/Calls/Principal Payments	0.00
Plus Coupons/Dividends Received	42,737.50
Less Cost of New Purchases	(1,880,695.56)
Less Beginning Amortized Value of Securities	(69,376,988.96)
Less Beginning Accrued Interest	(257,151.24)
<b>Total Accrual Basis Earnings</b>	<b>\$89,112.08</b>



## Portfolio Summary and Statistics

For the Month Ending **June 30, 2018**

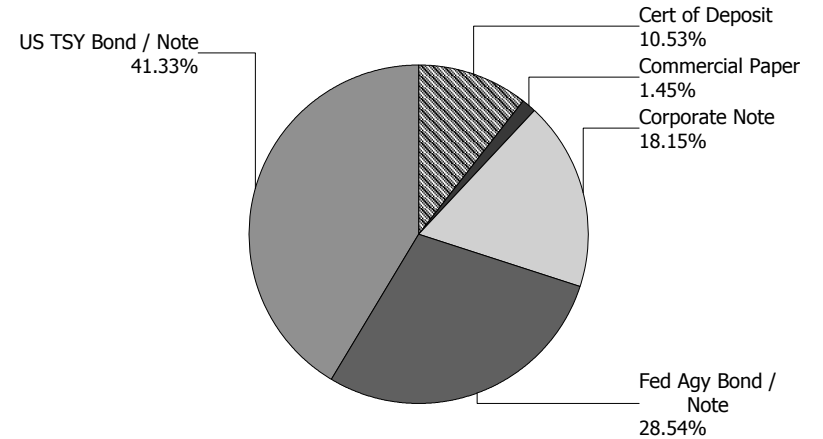
### CITY OF PASO ROBLES INVESTMENT PORTFOLIO - 69330010

#### Account Summary

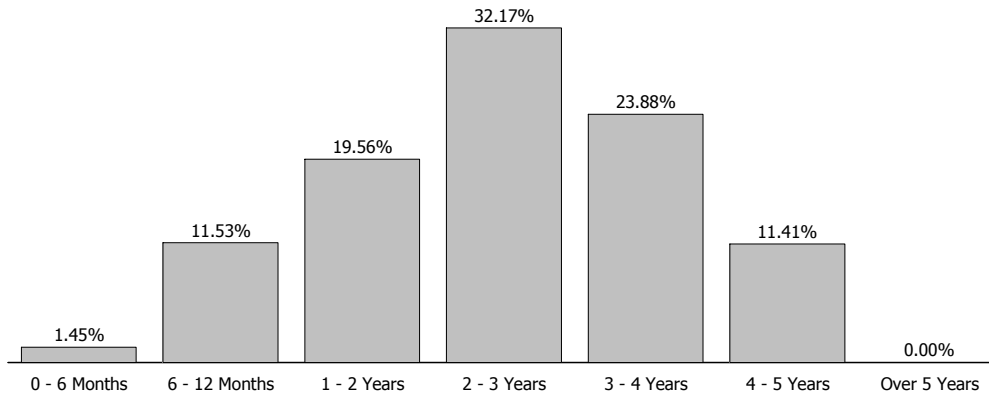
Description	Par Value	Market Value	Percent
U.S. Treasury Bond / Note	28,980,000.00	28,194,966.11	41.33
Federal Agency Bond / Note	19,865,000.00	19,470,836.38	28.54
Corporate Note	12,610,000.00	12,381,330.34	18.15
Commercial Paper	1,000,000.00	992,579.00	1.45
Certificate of Deposit	7,235,000.00	7,182,485.71	10.53
<b>Managed Account Sub-Total</b>	<b>69,690,000.00</b>	<b>68,222,197.54</b>	<b>100.00%</b>
Accrued Interest		322,267.65	
<b>Total Portfolio</b>	<b>69,690,000.00</b>	<b>68,544,465.19</b>	

**Unsettled Trades** **0.00** **0.00**

#### Sector Allocation



#### Maturity Distribution



#### Characteristics

Yield to Maturity at Cost	1.97%
Yield to Maturity at Market	2.67%
Duration to Worst	2.41
Weighted Average Days to Maturity	920



## Managed Account Issuer Summary

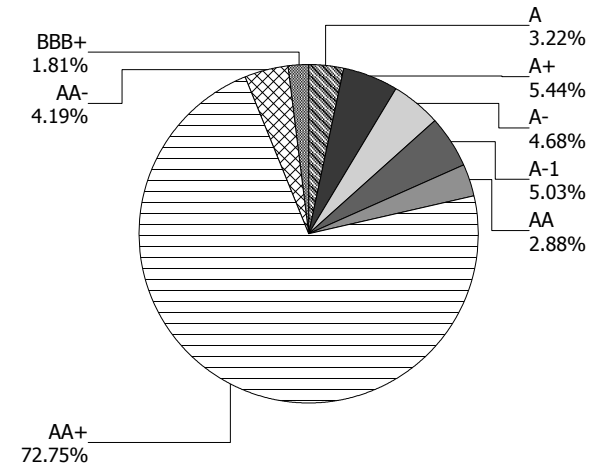
For the Month Ending **June 30, 2018**

CITY OF PASO ROBLES INVESTMENT PORTFOLIO - 69330010

### Issuer Summary

Issuer	Market Value of Holdings	Percent
AMERICAN EXPRESS CO	683,404.40	1.00
APPLE INC	1,962,570.00	2.88
BANK OF NOVA SCOTIA	1,217,885.20	1.79
BB&T CORPORATION	277,162.79	0.41
BERKSHIRE HATHAWAY INC	1,967,950.00	2.88
FANNIE MAE	13,241,698.27	19.41
FEDERAL HOME LOAN BANKS	1,312,537.50	1.92
FREDDIE MAC	4,916,600.61	7.21
HOME DEPOT INC	683,382.00	1.00
IBM CORP	988,388.23	1.45
JP MORGAN CHASE & CO	945,688.42	1.39
MITSUBISHI UFJ FINANCIAL GROUP INC	1,537,079.55	2.25
MORGAN STANLEY	1,235,510.32	1.81
NORDEA BANK AB	1,034,514.00	1.52
SKANDINAVISKA ENSKILDA BANKEN AB	991,373.00	1.45
SUMITOMO MITSUI FINANCIAL GROUP INC	1,219,791.30	1.79
SWEDBANK AB	1,125,985.70	1.65
THE BANK OF NEW YORK MELLON CORPORATION	968,942.53	1.42
THE WALT DISNEY CORPORATION	686,285.60	1.01
TOYOTA MOTOR CORP	696,392.90	1.02
UBS AG	1,048,435.96	1.54
UNITED STATES TREASURY	28,194,966.11	41.32
WELLS FARGO & COMPANY	1,285,653.15	1.88
<b>Total</b>	<b>\$68,222,197.54</b>	<b>100.00%</b>

### Credit Quality (S&P Ratings)





**Managed Account Detail of Securities Held**

For the Month Ending **June 30, 2018**

**CITY OF PASO ROBLES INVESTMENT PORTFOLIO - 69330010**

<b>Security Type/Description</b> <b>Dated Date/Coupon/Maturity</b>	<b>CUSIP</b>	<b>Par</b>	<b>S&amp;P Rating</b>	<b>Moody's Rating</b>	<b>Trade Date</b>	<b>Settle Date</b>	<b>Original Cost</b>	<b>YTM at Cost</b>	<b>Accrued Interest</b>	<b>Amortized Cost</b>	<b>Market Value</b>
<b>U.S. Treasury Bond / Note</b>											
US TREASURY NOTES DTD 06/30/2014 1.625% 06/30/2019	912828WS5	1,500,000.00	AA+	Aaa	12/01/15	12/03/15	1,514,121.09	1.35	66.24	1,504,008.27	1,489,042.50
US TREASURY NOTES DTD 01/31/2013 1.375% 01/31/2020	912828UL2	495,000.00	AA+	Aaa	01/25/16	01/28/16	495,734.76	1.34	2,839.07	495,294.90	486,511.74
US TREASURY NOTES DTD 04/01/2013 1.125% 03/31/2020	912828UV0	935,000.00	AA+	Aaa	01/29/18	01/31/18	914,327.73	2.18	2,644.06	918,217.84	912,793.75
US TREASURY NOTES DTD 06/30/2015 1.625% 06/30/2020	912828XH8	3,760,000.00	AA+	Aaa	11/23/16	11/25/16	3,764,406.25	1.59	166.03	3,762,487.77	3,693,173.52
US TREASURY NOTES DTD 10/31/2013 1.750% 10/31/2020	912828WC0	1,000,000.00	AA+	Aaa	11/02/15	11/03/15	1,007,500.00	1.59	2,948.37	1,003,576.65	981,289.00
US TREASURY NOTES DTD 10/31/2013 1.750% 10/31/2020	912828WC0	2,000,000.00	AA+	Aaa	11/04/15	11/09/15	2,007,109.38	1.68	5,896.74	2,003,406.10	1,962,578.00
US TREASURY NOTES DTD 05/02/2016 1.375% 04/30/2021	912828O78	885,000.00	AA+	Aaa	02/15/17	02/16/17	866,228.32	1.90	2,050.17	872,193.40	855,165.77
US TREASURY NOTES DTD 05/02/2016 1.375% 04/30/2021	912828O78	2,000,000.00	AA+	Aaa	01/29/18	01/31/18	1,939,765.63	2.34	4,633.15	1,947,232.60	1,932,578.00
US TREASURY NOTES DTD 10/31/2014 2.000% 10/31/2021	912828F96	2,945,000.00	AA+	Aaa	04/03/17	04/05/17	2,965,016.80	1.84	9,923.37	2,959,769.59	2,883,337.59
US TREASURY N/B DTD 11/30/2016 1.750% 11/30/2021	912828U65	1,000,000.00	AA+	Aaa	11/02/17	11/03/17	993,906.25	1.91	1,482.24	994,864.49	970,469.00
US TREASURY NOTES DTD 01/31/2017 1.875% 01/31/2022	912828V72	1,060,000.00	AA+	Aaa	07/07/17	07/11/17	1,058,136.72	1.92	8,290.40	1,058,524.82	1,031,180.72
US TREASURY NOTES DTD 02/02/2015 1.500% 01/31/2022	912828H86	1,700,000.00	AA+	Aaa	04/04/18	04/06/18	1,637,046.88	2.52	10,636.74	1,640,804.62	1,631,933.70
US TREASURY NOTES DTD 03/31/2017 1.875% 03/31/2022	912828W89	1,340,000.00	AA+	Aaa	01/04/18	01/08/18	1,321,313.28	2.22	6,315.57	1,323,353.29	1,301,527.26
US TREASURY NOTES DTD 05/31/2017 1.750% 05/31/2022	912828XR6	1,000,000.00	AA+	Aaa	01/29/18	01/31/18	970,820.31	2.46	1,482.24	973,494.68	964,961.00



**Managed Account Detail of Securities Held**

For the Month Ending **June 30, 2018**

**CITY OF PASO ROBLES INVESTMENT PORTFOLIO - 69330010**

<b>Security Type/Description</b> <b>Dated Date/Coupon/Maturity</b>	<b>CUSIP</b>	<b>Par</b>	<b>S&amp;P Rating</b>	<b>Moody's Rating</b>	<b>Trade Date</b>	<b>Settle Date</b>	<b>Original Cost</b>	<b>YTM at Cost</b>	<b>Accrued Interest</b>	<b>Amortized Cost</b>	<b>Market Value</b>
<b>U.S. Treasury Bond / Note</b>											
US TREASURY NOTES DTD 07/31/2015 2.000% 07/31/2022	912828XQ8	920,000.00	AA+	Aaa	09/01/17	09/05/17	932,039.06	1.72	7,675.14	930,101.17	895,059.72
US TREASURY NOTES DTD 09/30/2015 1.750% 09/30/2022	912828L57	860,000.00	AA+	Aaa	11/16/17	11/17/17	847,267.97	2.07	3,783.06	848,826.40	827,178.96
US TREASURY NOTES DTD 09/30/2015 1.750% 09/30/2022	912828L57	1,010,000.00	AA+	Aaa	11/02/17	11/03/17	997,572.27	2.01	4,442.90	999,176.07	971,454.36
US TREASURY NOTES DTD 09/30/2015 1.750% 09/30/2022	912828L57	1,615,000.00	AA+	Aaa	12/01/17	12/05/17	1,585,538.87	2.15	7,104.23	1,588,887.24	1,553,365.14
US TREASURY NOTES DTD 09/30/2015 1.750% 09/30/2022	912828L57	1,955,000.00	AA+	Aaa	06/04/18	06/06/18	1,874,432.62	2.77	8,599.86	1,875,643.97	1,880,389.38
US TREASURY N/B NOTES DTD 10/31/2017 2.000% 10/31/2022	9128283C2	1,000,000.00	AA+	Aaa	05/02/18	05/04/18	967,031.25	2.79	3,369.57	968,126.16	970,977.00
<b>Security Type Sub-Total</b>		<b>28,980,000.00</b>					<b>28,659,315.44</b>	<b>2.00</b>	<b>94,349.15</b>	<b>28,667,990.03</b>	<b>28,194,966.11</b>
<b>Federal Agency Bond / Note</b>											
FREDDIE MAC NOTES DTD 03/21/2016 1.125% 04/15/2019	3137EADZ9	1,490,000.00	AA+	Aaa	07/08/16	07/11/16	1,502,411.70	0.82	3,538.75	1,493,574.94	1,476,263.69
FREDDIE MAC NOTES DTD 04/16/2012 1.750% 05/30/2019	3137EADG1	1,480,000.00	AA+	Aaa	12/21/15	12/23/15	1,493,852.80	1.47	2,230.28	1,483,753.03	1,471,754.92
FNMA BENCHMARK NOTE DTD 08/02/2016 0.875% 08/02/2019	3135G0N33	1,500,000.00	AA+	Aaa	07/29/16	08/02/16	1,497,480.00	0.93	5,432.29	1,499,079.68	1,475,068.50
FNMA BENCHMARK NOTE DTD 11/07/2014 1.750% 11/26/2019	3135G0ZY2	2,455,000.00	AA+	Aaa	11/04/15	11/09/15	2,475,572.90	1.54	4,176.91	2,462,276.25	2,430,786.34
FREDDIE MAC NOTES DTD 01/17/2017 1.500% 01/17/2020	3137EAE55	2,000,000.00	AA+	Aaa	04/03/17	04/05/17	1,999,920.00	1.50	13,666.67	1,999,962.92	1,968,582.00
FNMA NOTES DTD 02/28/2017 1.500% 02/28/2020	3135G0T29	495,000.00	AA+	Aaa	02/24/17	02/28/17	494,683.20	1.52	2,536.88	494,823.14	486,634.50
FNMA NOTES DTD 08/01/2017 1.500% 07/30/2020	3135G0T60	1,000,000.00	AA+	Aaa	08/02/17	08/03/17	997,840.00	1.57	6,291.67	998,487.43	977,284.00



**Managed Account Detail of Securities Held**

For the Month Ending **June 30, 2018**

**CITY OF PASO ROBLES INVESTMENT PORTFOLIO - 69330010**

<b>Security Type/Description</b> <b>Dated Date/Coupon/Maturity</b>	<b>CUSIP</b>	<b>Par</b>	<b>S&amp;P Rating</b>	<b>Moody's Rating</b>	<b>Trade Date</b>	<b>Settle Date</b>	<b>Original Cost</b>	<b>YTM at Cost</b>	<b>Accrued Interest</b>	<b>Amortized Cost</b>	<b>Market Value</b>
<b>Federal Agency Bond / Note</b>											
FHLB NOTES DTD 09/08/2017 1.375% 09/28/2020	3130ACE26	1,350,000.00	AA+	Aaa	01/04/18	01/08/18	1,324,971.00	2.08	4,795.31	1,329,303.23	1,312,537.50
FANNIE MAE NOTES DTD 04/13/2018 2.500% 04/13/2021	3135G0U27	1,050,000.00	AA+	Aaa	04/12/18	04/13/18	1,048,099.50	2.56	5,687.50	1,048,232.43	1,044,443.40
FNMA NOTES DTD 08/19/2016 1.250% 08/17/2021	3135G0N82	1,700,000.00	AA+	Aaa	09/01/16	09/02/16	1,693,982.00	1.32	7,909.72	1,696,159.68	1,626,526.00
FANNIE MAE NOTES DTD 01/09/2017 2.000% 01/05/2022	3135G0S38	1,660,000.00	AA+	Aaa	06/27/17	06/29/17	1,670,756.80	1.85	16,231.11	1,668,440.54	1,617,992.04
FANNIE MAE NOTES DTD 01/09/2017 2.000% 01/05/2022	3135G0S38	2,000,000.00	AA+	Aaa	02/15/17	02/16/17	1,993,280.00	2.07	19,555.56	1,995,113.84	1,949,388.00
FANNIE MAE NOTES DTD 04/10/2017 1.875% 04/05/2022	3135G0T45	1,685,000.00	AA+	Aaa	06/27/17	06/29/17	1,685,050.55	1.87	7,547.40	1,685,049.47	1,633,575.49
<b>Security Type Sub-Total</b>		<b>19,865,000.00</b>					<b>19,877,900.45</b>	<b>1.61</b>	<b>99,600.05</b>	<b>19,854,256.58</b>	<b>19,470,836.38</b>
<b>Corporate Note</b>											
IBM CORP NOTES DTD 02/19/2016 1.800% 05/17/2019	459200JE2	995,000.00	A+	A1	02/29/16	03/03/16	997,407.90	1.72	2,189.00	995,670.37	988,388.23
APPLE INC BONDS DTD 02/09/2015 1.550% 02/07/2020	037833AX8	2,000,000.00	AA+	Aa1	05/28/15	05/28/15	1,973,138.00	1.85	12,227.78	1,990,586.02	1,962,570.00
BONY MELLON CORP NOTE (CALLABLE) DTD 11/27/2015 2.450% 11/27/2020	06406HDF3	985,000.00	A	A1	02/29/16	03/03/16	991,599.50	2.30	2,279.18	988,396.24	968,942.53
BRANCH BANKING & TRUST (CALLABLE) NOTES DTD 10/26/2017 2.150% 02/01/2021	05531FAZ6	285,000.00	A-	A2	10/23/17	10/26/17	284,868.90	2.17	2,553.13	284,892.24	277,162.79
THE WALT DISNEY CORP DTD 01/08/2016 2.300% 02/12/2021	25468PDJ2	700,000.00	A+	A2	04/04/18	04/06/18	690,599.00	2.79	6,216.39	691,358.07	686,285.60
JP MORGAN CHASE & CO CORP NT (CALLABLE) DTD 03/01/2016 2.550% 03/01/2021	46625HOJ2	965,000.00	A-	A3	08/15/17	08/18/17	975,277.25	2.23	8,202.50	972,766.90	945,688.42





**Managed Account Detail of Securities Held**

For the Month Ending **June 30, 2018**

**CITY OF PASO ROBLES INVESTMENT PORTFOLIO - 69330010**

<b>Security Type/Description</b> <b>Dated Date/Coupon/Maturity</b>	<b>CUSIP</b>	<b>Par</b>	<b>S&amp;P Rating</b>	<b>Moody's Rating</b>	<b>Trade Date</b>	<b>Settle Date</b>	<b>Original Cost</b>	<b>YTM at Cost</b>	<b>Accrued Interest</b>	<b>Amortized Cost</b>	<b>Market Value</b>
<b>Corporate Note</b>											
WELLS FARGO CORP NOTES DTD 03/04/2016 2.500% 03/04/2021	949746RS2	1,315,000.00	A-	A2	06/15/16	06/20/16	1,341,931.20	2.04	10,684.38	1,330,633.10	1,285,653.15
BERKSHIRE HATHAWAY INC (CALLABLE) NOTES DTD 03/15/2016 2.200% 03/15/2021	084670B00	2,000,000.00	AA	Aa2	02/15/17	02/21/17	1,997,280.00	2.24	12,955.56	1,998,173.14	1,967,950.00
TOYOTA MOTOR CREDIT CORP CORP NOTES DTD 04/13/2018 2.950% 04/13/2021	89236TEU5	700,000.00	AA-	Aa3	04/10/18	04/13/18	699,720.00	2.96	4,474.17	699,739.49	696,392.90
MORGAN STANLEY CORP NOTES DTD 04/21/2016 2.500% 04/21/2021	61746BEA0	1,265,000.00	BBB+	A3	08/23/16	08/25/16	1,286,517.65	2.11	6,149.31	1,278,226.54	1,235,510.32
AMERICAN EXPRESS CREDIT (CALLABLE) NOTES DTD 03/03/2017 2.700% 03/03/2022	0258M0EG0	700,000.00	A-	A2	04/04/18	04/06/18	685,965.00	3.25	6,195.00	686,771.79	683,404.40
HOME DEPOT INC CORP NOTES DTD 04/05/2013 2.700% 04/01/2023	437076AZ5	700,000.00	A	A2	04/04/18	04/06/18	686,770.00	3.11	4,725.00	687,354.73	683,382.00
<b>Security Type Sub-Total</b>		<b>12,610,000.00</b>					<b>12,611,074.40</b>	<b>2.28</b>	<b>78,851.40</b>	<b>12,604,568.63</b>	<b>12,381,330.34</b>
<b>Commercial Paper</b>											
MUFG BANK LTD/NY COMM PAPER DTD 01/26/2018 0.000% 10/23/2018	06538CKP5	1,000,000.00	A-1	P-1	01/29/18	01/31/18	984,762.50	2.10	0.00	993,445.00	992,579.00
<b>Security Type Sub-Total</b>		<b>1,000,000.00</b>					<b>984,762.50</b>	<b>2.10</b>	<b>0.00</b>	<b>993,445.00</b>	<b>992,579.00</b>
<b>Certificate of Deposit</b>											
BANK OF NOVA SCOTIA HOUSTON LT CD DTD 04/06/2017 1.910% 04/05/2019	06417GUE6	1,225,000.00	A-1	P-1	04/05/17	04/06/17	1,225,000.00	1.91	5,654.40	1,225,000.00	1,217,885.20
SUMITOMO MITSUI BANK NY CD DTD 05/04/2017 2.050% 05/03/2019	86563YVNO	1,225,000.00	A-1	P-1	05/03/17	05/04/17	1,225,000.00	2.05	4,115.66	1,225,000.00	1,219,791.30
SKANDINAV ENSKILDA BANKEN NY CD DTD 08/04/2017 1.840% 08/02/2019	83050FXT3	1,000,000.00	A+	Aa2	08/03/17	08/04/17	999,610.00	1.85	7,615.56	999,787.32	991,373.00



**Managed Account Detail of Securities Held**

For the Month Ending **June 30, 2018**

**CITY OF PASO ROBLES INVESTMENT PORTFOLIO - 69330010**

<b>Security Type/Description</b> <b>Dated Date/Coupon/Maturity</b>	<b>CUSIP</b>	<b>Par</b>	<b>S&amp;P Rating</b>	<b>Moody's Rating</b>	<b>Trade Date</b>	<b>Settle Date</b>	<b>Original Cost</b>	<b>YTM at Cost</b>	<b>Accrued Interest</b>	<b>Amortized Cost</b>	<b>Market Value</b>
<b>Certificate of Deposit</b>											
MUFG BANK LTD/NY CERT DEPOS DTD 09/27/2017 2.070% 09/25/2019	06539RGM3	550,000.00	A	A1	09/25/17	09/27/17	550,000.00	2.07	8,760.13	550,000.00	544,500.55
NORDEA BANK AB NY CD DTD 02/22/2018 2.720% 02/20/2020	65590ASN7	1,040,000.00	AA-	Aa3	02/20/18	02/22/18	1,040,000.00	2.72	10,136.53	1,040,000.00	1,034,514.00
UBS AG STAMFORD CT LT CD DTD 03/06/2018 2.900% 03/02/2020	90275DHG8	1,045,000.00	A+	Aa2	03/02/18	03/06/18	1,045,000.00	2.93	9,849.13	1,045,000.00	1,048,435.96
SWEDBANK (NEW YORK) CERT DEPOS DTD 11/17/2017 2.270% 11/16/2020	87019U6D6	1,150,000.00	AA-	Aa2	11/16/17	11/17/17	1,150,000.00	2.30	3,335.64	1,150,000.00	1,125,985.70
<b>Security Type Sub-Total</b>		<b>7,235,000.00</b>					<b>7,234,610.00</b>	<b>2.26</b>	<b>49,467.05</b>	<b>7,234,787.32</b>	<b>7,182,485.71</b>
<b>Managed Account Sub-Total</b>		<b>69,690,000.00</b>					<b>69,367,662.79</b>	<b>1.97</b>	<b>322,267.65</b>	<b>69,355,047.56</b>	<b>68,222,197.54</b>
<b>Securities Sub-Total</b>		<b>\$69,690,000.00</b>					<b>\$69,367,662.79</b>	<b>1.97%</b>	<b>\$322,267.65</b>	<b>\$69,355,047.56</b>	<b>\$68,222,197.54</b>
<b>Accrued Interest</b>											<b>\$322,267.65</b>
<b>Total Investments</b>											<b>\$68,544,465.19</b>



**Managed Account Fair Market Value & Analytics**

For the Month Ending **June 30, 2018**

**CITY OF PASO ROBLES INVESTMENT PORTFOLIO - 69330010**

<b>Security Type/Description</b>	<b>Dated Date/Coupon/Maturity</b>	<b>CUSIP</b>	<b>Par</b>	<b>Broker</b>	<b>Next Call Date</b>	<b>Market Price</b>	<b>Market Value</b>	<b>Unreal G/L On Cost</b>	<b>Unreal G/L Amort Cost</b>	<b>Effective Duration</b>	<b>Duration to Worst at Mkt</b>	<b>YTM</b>
<b>U.S. Treasury Bond / Note</b>												
US TREASURY NOTES	DTD 06/30/2014 1.625% 06/30/2019	912828WS5	1,500,000.00	GOLDMAN		99.27	1,489,042.50	(25,078.59)	(14,965.77)	0.98	0.98	2.37
US TREASURY NOTES	DTD 01/31/2013 1.375% 01/31/2020	912828UL2	495,000.00	MORGANST		98.29	486,511.74	(9,223.02)	(8,783.16)	1.55	1.55	2.48
US TREASURY NOTES	DTD 04/01/2013 1.125% 03/31/2020	912828UV0	935,000.00	CITIGRP		97.63	912,793.75	(1,533.98)	(5,424.09)	1.71	1.71	2.52
US TREASURY NOTES	DTD 06/30/2015 1.625% 06/30/2020	912828XH8	3,760,000.00	CITIGRP		98.22	3,693,173.52	(71,232.73)	(69,314.25)	1.95	1.95	2.54
US TREASURY NOTES	DTD 10/31/2013 1.750% 10/31/2020	912828WC0	1,000,000.00	CITIGRP		98.13	981,289.00	(26,211.00)	(22,287.65)	2.26	2.26	2.58
US TREASURY NOTES	DTD 10/31/2013 1.750% 10/31/2020	912828WC0	2,000,000.00	MORGANST		98.13	1,962,578.00	(44,531.38)	(40,828.10)	2.26	2.26	2.58
US TREASURY NOTES	DTD 05/02/2016 1.375% 04/30/2021	912828Q78	885,000.00	MERRILL		96.63	855,165.77	(11,062.55)	(17,027.63)	2.75	2.75	2.62
US TREASURY NOTES	DTD 05/02/2016 1.375% 04/30/2021	912828O78	2,000,000.00	CITIGRP		96.63	1,932,578.00	(7,187.63)	(14,654.60)	2.75	2.75	2.62
US TREASURY NOTES	DTD 10/31/2014 2.000% 10/31/2021	912828F96	2,945,000.00	MORGAN_S		97.91	2,883,337.59	(81,679.21)	(76,432.00)	3.19	3.19	2.66
US TREASURY N/B	DTD 11/30/2016 1.750% 11/30/2021	912828U65	1,000,000.00	TD		97.05	970,469.00	(23,437.25)	(24,395.49)	3.28	3.28	2.66
US TREASURY NOTES	DTD 01/31/2017 1.875% 01/31/2022	912828V72	1,060,000.00	HSBC		97.28	1,031,180.72	(26,956.00)	(27,344.10)	3.41	3.41	2.67
US TREASURY NOTES	DTD 02/02/2015 1.500% 01/31/2022	912828H86	1,700,000.00	JPM_CHAS		96.00	1,631,933.70	(5,113.18)	(8,870.92)	3.43	3.43	2.68
US TREASURY NOTES	DTD 03/31/2017 1.875% 03/31/2022	912828W89	1,340,000.00	BARCLAYS		97.13	1,301,527.26	(19,786.02)	(21,826.03)	3.57	3.57	2.68
US TREASURY NOTES	DTD 05/31/2017 1.750% 05/31/2022	912828XR6	1,000,000.00	BNP_PARI		96.50	964,961.00	(5,859.31)	(8,533.68)	3.75	3.75	2.70
US TREASURY NOTES	DTD 07/31/2015 2.000% 07/31/2022	912828X08	920,000.00	HSBC		97.29	895,059.72	(36,979.34)	(35,041.45)	3.86	3.86	2.71
US TREASURY NOTES	DTD 09/30/2015 1.750% 09/30/2022	912828L57	860,000.00	BARCLAYS		96.18	827,178.96	(20,089.01)	(21,647.44)	4.04	4.04	2.71
US TREASURY NOTES	DTD 09/30/2015 1.750% 09/30/2022	912828L57	1,010,000.00	GOLDMAN		96.18	971,454.36	(26,117.91)	(27,721.71)	4.04	4.04	2.71



**Managed Account Fair Market Value & Analytics**

For the Month Ending **June 30, 2018**

**CITY OF PASO ROBLES INVESTMENT PORTFOLIO - 69330010**

Security Type/Description Dated Date/Coupon/Maturity	CUSIP	Par	Broker	Next Call Date	Market Price	Market Value	Unreal G/L On Cost	Unreal G/L Amort Cost	Effective Duration	Duration to Worst at Mkt	YTM
<b>U.S. Treasury Bond / Note</b>											
US TREASURY NOTES DTD 09/30/2015 1.750% 09/30/2022	912828L57	1,615,000.00	HSBC		96.18	1,553,365.14	(32,173.73)	(35,522.10)	4.04	4.04	2.71
US TREASURY NOTES DTD 09/30/2015 1.750% 09/30/2022	912828L57	1,955,000.00	BNP_PARI		96.18	1,880,389.38	5,956.76	4,745.41	4.04	4.04	2.71
US TREASURY N/B NOTES DTD 10/31/2017 2.000% 10/31/2022	9128283C2	1,000,000.00	GOLDMAN		97.10	970,977.00	3,945.75	2,850.84	4.10	4.10	2.71
<b>Security Type Sub-Total</b>		<b>28,980,000.00</b>				<b>28,194,966.11</b>	<b>(464,349.33)</b>	<b>(473,023.92)</b>	<b>2.97</b>	<b>2.97</b>	<b>2.62</b>
<b>Federal Agency Bond / Note</b>											
FREDDIE MAC NOTES DTD 03/21/2016 1.125% 04/15/2019	3137EADZ9	1,490,000.00	TD SEC U		99.08	1,476,263.69	(26,148.01)	(17,311.25)	0.78	0.78	2.31
FREDDIE MAC NOTES DTD 04/16/2012 1.750% 05/30/2019	3137EADG1	1,480,000.00	MERRILL		99.44	1,471,754.92	(22,097.88)	(11,998.11)	0.90	0.90	2.37
FNMA BENCHMARK NOTE DTD 08/02/2016 0.875% 08/02/2019	3135G0N33	1,500,000.00	GOLDMAN		98.34	1,475,068.50	(22,411.50)	(24,011.18)	1.07	1.07	2.43
FNMA BENCHMARK NOTE DTD 11/07/2014 1.750% 11/26/2019	3135G0ZY2	2,455,000.00	GOLDMAN		99.01	2,430,786.34	(44,786.56)	(31,489.91)	1.38	1.38	2.47
FREDDIE MAC NOTES DTD 01/17/2017 1.500% 01/17/2020	3137EAEE5	2,000,000.00	BMO		98.43	1,968,582.00	(31,338.00)	(31,380.92)	1.51	1.51	2.54
FNMA NOTES DTD 02/28/2017 1.500% 02/28/2020	3135G0T29	495,000.00	JPM_CHAS		98.31	486,634.50	(8,048.70)	(8,188.64)	1.62	1.62	2.54
FNMA NOTES DTD 08/01/2017 1.500% 07/30/2020	3135G0T60	1,000,000.00	KEYBANC		97.73	977,284.00	(20,556.00)	(21,203.43)	2.02	2.02	2.63
FHLB NOTES DTD 09/08/2017 1.375% 09/28/2020	3130ACE26	1,350,000.00	BARCLAYS		97.23	1,312,537.50	(12,433.50)	(16,765.73)	2.18	2.18	2.66
FANNIE MAE NOTES DTD 04/13/2018 2.500% 04/13/2021	3135G0U27	1,050,000.00	NOMURA		99.47	1,044,443.40	(3,656.10)	(3,789.03)	2.66	2.66	2.70
FNMA NOTES DTD 08/19/2016 1.250% 08/17/2021	3135G0N82	1,700,000.00	MORGANST		95.68	1,626,526.00	(67,456.00)	(69,633.68)	3.02	3.02	2.70
FANNIE MAE NOTES DTD 01/09/2017 2.000% 01/05/2022	3135G0S38	1,660,000.00	HSBC		97.47	1,617,992.04	(52,764.76)	(50,448.50)	3.33	3.33	2.76
FANNIE MAE NOTES DTD 01/09/2017 2.000% 01/05/2022	3135G0S38	2,000,000.00	JEFFERIE		97.47	1,949,388.00	(43,892.00)	(45,725.84)	3.33	3.33	2.76



**Managed Account Fair Market Value & Analytics**

For the Month Ending **June 30, 2018**

**CITY OF PASO ROBLES INVESTMENT PORTFOLIO - 69330010**

<b>Security Type/Description</b>	<b>Dated Date/Coupon/Maturity</b>	<b>CUSIP</b>	<b>Par</b>	<b>Broker</b>	<b>Next Call Date</b>	<b>Market Price</b>	<b>Market Value</b>	<b>Unreal G/L On Cost</b>	<b>Unreal G/L Amort Cost</b>	<b>Effective Duration</b>	<b>Duration to Worst at Mkt</b>	<b>YTM</b>
<b>Federal Agency Bond / Note</b>												
FANNIE MAE NOTES		3135G0T45	1,685,000.00	KEYBANC		96.95	1,633,575.49	(51,475.06)	(51,473.98)	3.58	3.58	2.73
DTD 04/10/2017 1.875% 04/05/2022												
<b>Security Type Sub-Total</b>			<b>19,865,000.00</b>				<b>19,470,836.38</b>	<b>(407,064.07)</b>	<b>(383,420.20)</b>	<b>2.13</b>	<b>2.13</b>	<b>2.58</b>
<b>Corporate Note</b>												
IBM CORP NOTES		459200JE2	995,000.00	JPMCHASE		99.34	988,388.23	(9,019.67)	(7,282.14)	0.87	0.87	2.57
DTD 02/19/2016 1.800% 05/17/2019												
APPLE INC BONDS		037833AX8	2,000,000.00	NEW ACCT		98.13	1,962,570.00	(10,568.00)	(28,016.02)	1.56	1.56	2.75
DTD 02/09/2015 1.550% 02/07/2020												
BONY MELLON CORP NOTE (CALLABLE)		06406HDF3	985,000.00	1ST TENN	10/27/20	98.37	968,942.53	(22,656.97)	(19,453.71)	2.30	2.31	3.16
DTD 11/27/2015 2.450% 11/27/2020												
BRANCH BANKING & TRUST (CALLABLE) NOTES		05531FAZ6	285,000.00	MORGAN_S	01/01/21	97.25	277,162.79	(7,706.11)	(7,729.45)	2.47	2.47	3.27
DTD 10/26/2017 2.150% 02/01/2021												
THE WALT DISNEY CORP		25468PDJ2	700,000.00	US_BANCO		98.04	686,285.60	(4,313.40)	(5,072.47)	2.49	2.49	3.08
DTD 01/08/2016 2.300% 02/12/2021												
JP MORGAN CHASE & CO CORP NT (CALLABLE)		46625HOJ2	965,000.00	JPM_CHAS	02/01/21	98.00	945,688.42	(29,588.83)	(27,078.48)	2.52	2.53	3.34
DTD 03/01/2016 2.550% 03/01/2021												
WELLS FARGO CORP NOTES		949746RS2	1,315,000.00	WELLSFAR		97.77	1,285,653.15	(56,278.05)	(44,979.95)	2.54	2.54	3.38
DTD 03/04/2016 2.500% 03/04/2021												
BERKSHIRE HATHAWAY INC (CALLABLE) NOTES		084670BO0	2,000,000.00	MIZUHO	02/15/21	98.40	1,967,950.00	(29,330.00)	(30,223.14)	2.57	2.59	2.82
DTD 03/15/2016 2.200% 03/15/2021												
TOYOTA MOTOR CREDIT CORP CORP NOTES		89236TEU5	700,000.00	JPM_CHAS		99.48	696,392.90	(3,327.10)	(3,346.59)	2.64	2.64	3.14
DTD 04/13/2018 2.950% 04/13/2021												
MORGAN STANLEY CORP NOTES		61746BEA0	1,265,000.00	JPMCHASE		97.67	1,235,510.32	(51,007.33)	(42,716.22)	2.67	2.67	3.38
DTD 04/21/2016 2.500% 04/21/2021												
AMERICAN EXPRESS CREDIT (CALLABLE) NOTES		0258M0EG0	700,000.00	CITIGRP	01/31/22	97.63	683,404.40	(2,560.60)	(3,367.39)	3.42	3.43	3.39
DTD 03/03/2017 2.700% 03/03/2022												



**Managed Account Fair Market Value & Analytics**

For the Month Ending **June 30, 2018**

**CITY OF PASO ROBLES INVESTMENT PORTFOLIO - 69330010**

<b>Security Type/Description</b>	<b>Dated Date/Coupon/Maturity</b>	<b>CUSIP</b>	<b>Par</b>	<b>Broker</b>	<b>Next Call Date</b>	<b>Market Price</b>	<b>Market Value</b>	<b>Unreal G/L On Cost</b>	<b>Unreal G/L Amort Cost</b>	<b>Effective Duration</b>	<b>Duration to Worst at Mkt</b>	<b>YTM</b>
<b>Corporate Note</b>												
HOME DEPOT INC CORP NOTES		437076AZ5	700,000.00	GOLDMAN		97.63	683,382.00	(3,388.00)	(3,972.73)	4.39	4.39	3.24
DTD 04/05/2013 2.700% 04/01/2023												
<b>Security Type Sub-Total</b>			<b>12,610,000.00</b>				<b>12,381,330.34</b>	<b>(229,744.06)</b>	<b>(223,238.29)</b>	<b>2.40</b>	<b>2.41</b>	<b>3.07</b>
<b>Commercial Paper</b>												
MUFG BANK LTD/NY COMM PAPER		06538CKP5	1,000,000.00	BTM		99.26	992,579.00	7,816.50	(866.00)	0.31	0.31	2.34
DTD 01/26/2018 0.000% 10/23/2018												
<b>Security Type Sub-Total</b>			<b>1,000,000.00</b>				<b>992,579.00</b>	<b>7,816.50</b>	<b>(866.00)</b>	<b>0.31</b>	<b>0.31</b>	<b>2.34</b>
<b>Certificate of Deposit</b>												
BANK OF NOVA SCOTIA HOUSTON LT CD		06417GUE6	1,225,000.00	MERRILL		99.42	1,217,885.20	(7,114.80)	(7,114.80)	0.75	0.75	2.61
DTD 04/06/2017 1.910% 04/05/2019												
SUMITOMO MITSUI BANK NY CD		86563YVNO	1,225,000.00	JPM_CHAS		99.57	1,219,791.30	(5,208.70)	(5,208.70)	0.83	0.83	2.49
DTD 05/04/2017 2.050% 05/03/2019												
SKANDINAV ENSKILDA BANKEN NY CD		83050FXT3	1,000,000.00	BARCLAYS		99.14	991,373.00	(8,237.00)	(8,414.32)	1.08	1.08	0.93
DTD 08/04/2017 1.840% 08/02/2019												
MUFG BANK LTD/NY CERT DEPOS		06539RGM3	550,000.00	MITSU		99.00	544,500.55	(5,499.45)	(5,499.45)	1.23	1.23	1.19
DTD 09/27/2017 2.070% 09/25/2019												
NORDEA BANK AB NY CD		65590ASN7	1,040,000.00	GOLDMAN		99.47	1,034,514.00	(5,486.00)	(5,486.00)	1.58	1.58	3.05
DTD 02/22/2018 2.720% 02/20/2020												
UBS AG STAMFORD CT LT CD		90275DHG8	1,045,000.00	UBS		100.33	1,048,435.96	3,435.96	3,435.96	1.61	1.61	2.73
DTD 03/06/2018 2.900% 03/02/2020												
SWEDBANK (NEW YORK) CERT DEPOS		87019U6D6	1,150,000.00	MERRILL		97.91	1,125,985.70	(24,014.30)	(24,014.30)	2.29	2.29	3.21
DTD 11/17/2017 2.270% 11/16/2020												
<b>Security Type Sub-Total</b>			<b>7,235,000.00</b>				<b>7,182,485.71</b>	<b>(52,124.29)</b>	<b>(52,301.61)</b>	<b>1.33</b>	<b>1.33</b>	<b>2.43</b>
<b>Managed Account Sub-Total</b>			<b>69,690,000.00</b>				<b>68,222,197.54</b>	<b>(1,145,465.25)</b>	<b>(1,132,850.02)</b>	<b>2.41</b>	<b>2.41</b>	<b>2.67</b>



### Managed Account Fair Market Value & Analytics

For the Month Ending **June 30, 2018**

#### CITY OF PASO ROBLES INVESTMENT PORTFOLIO - 69330010

<b>Securities Sub-Total</b>	<b>\$69,690,000.00</b>	<b>\$68,222,197.54</b>	<b>(\$1,145,465.25)</b>	<b>(\$1,132,850.02)</b>	<b>2.41</b>	<b>2.41</b>	<b>2.67%</b>
<b>Accrued Interest</b>		<b>\$322,267.65</b>					
<b>Total Investments</b>		<b>\$68,544,465.19</b>					



**Managed Account Security Transactions & Interest**

For the Month Ending **June 30, 2018**

**CITY OF PASO ROBLES INVESTMENT PORTFOLIO - 69330010**

Transaction Type		Security Description	CUSIP	Par	Principal Proceeds	Accrued Interest	Total	Realized G/L Cost	Realized G/L Amort Cost	Sale Method
Trade	Settle									
<b>BUY</b>										
06/04/18	06/06/18	US TREASURY NOTES DTD 09/30/2015 1.750% 09/30/2022	912828L57	1,955,000.00	(1,874,432.62)	(6,262.94)	(1,880,695.56)			
<b>Transaction Type Sub-Total</b>				<b>1,955,000.00</b>	<b>(1,874,432.62)</b>	<b>(6,262.94)</b>	<b>(1,880,695.56)</b>			
<b>INTEREST</b>										
06/30/18	06/30/18	US TREASURY NOTES DTD 06/30/2014 1.625% 06/30/2019	912828WS5	1,500,000.00	0.00	12,187.50	12,187.50			
06/30/18	06/30/18	US TREASURY NOTES DTD 06/30/2015 1.625% 06/30/2020	912828XH8	3,760,000.00	0.00	30,550.00	30,550.00			
<b>Transaction Type Sub-Total</b>				<b>5,260,000.00</b>	<b>0.00</b>	<b>42,737.50</b>	<b>42,737.50</b>			
<b>SELL</b>										
06/04/18	06/06/18	FREDDIE MAC NOTES DTD 03/21/2016 1.125% 04/15/2019	3137EADZ9	490,000.00	485,065.70	780.94	485,846.64	(6,953.10)	(5,520.00)	FIFO
06/04/18	06/06/18	FREDDIE MAC NOTES DTD 03/21/2016 1.125% 04/15/2019	3137EADZ9	1,410,000.00	1,395,801.30	2,247.19	1,398,048.49	(25,944.00)	(17,878.73)	FIFO
<b>Transaction Type Sub-Total</b>				<b>1,900,000.00</b>	<b>1,880,867.00</b>	<b>3,028.13</b>	<b>1,883,895.13</b>	<b>(32,897.10)</b>	<b>(23,398.73)</b>	
<b>Managed Account Sub-Total</b>					<b>6,434.38</b>	<b>39,502.69</b>	<b>45,937.07</b>	<b>(32,897.10)</b>	<b>(23,398.73)</b>	
<b>Total Security Transactions</b>					<b>\$6,434.38</b>	<b>\$39,502.69</b>	<b>\$45,937.07</b>	<b>(\$32,897.10)</b>	<b>(\$23,398.73)</b>	





**Managed Account Summary Statement**

For the Month Ending **June 30, 2018**

**CITY OF PASO ROBLES SHORT TERM FUNDS - 69330020**

**Transaction Summary - Managed Account**

<b>Opening Market Value</b>	<b>\$4,958,498.00</b>
Maturities/Calls	0.00
Principal Dispositions	0.00
Principal Acquisitions	0.00
Unsettled Trades	0.00
Change in Current Value	9,831.00
<b>Closing Market Value</b>	<b>\$4,968,329.00</b>

**Cash Transactions Summary - Managed Account**

Maturities/Calls	0.00
Sale Proceeds	0.00
Coupon/Interest/Dividend Income	0.00
Principal Payments	0.00
Security Purchases	0.00
Net Cash Contribution	0.00
Reconciling Transactions	0.00

**Earnings Reconciliation (Cash Basis) - Managed Account**

Interest/Dividends/Coupons Received	0.00
Less Purchased Interest Related to Interest/Coupons	0.00
Plus Net Realized Gains/Losses	0.00
<b>Total Cash Basis Earnings</b>	<b>\$0.00</b>

**Cash Balance**

<b>Closing Cash Balance</b>	<b>\$0.00</b>
-----------------------------	---------------

**Earnings Reconciliation (Accrual Basis)**

	<b>Total</b>
Ending Amortized Value of Securities	4,968,345.83
Ending Accrued Interest	0.00
Plus Proceeds from Sales	0.00
Plus Proceeds of Maturities/Calls/Principal Payments	0.00
Plus Coupons/Dividends Received	0.00
Less Cost of New Purchases	0.00
Less Beginning Amortized Value of Securities	(4,958,654.15)
Less Beginning Accrued Interest	0.00
<b>Total Accrual Basis Earnings</b>	<b>\$9,691.68</b>



## Portfolio Summary and Statistics

For the Month Ending **June 30, 2018**


CITY OF PASO ROBLES SHORT TERM FUNDS - 69330020

### Account Summary

Description	Par Value	Market Value	Percent
Commercial Paper	5,000,000.00	4,968,329.00	100.00
<b>Managed Account Sub-Total</b>	<b>5,000,000.00</b>	<b>4,968,329.00</b>	<b>100.00%</b>
Accrued Interest		0.00	
<b>Total Portfolio</b>	<b>5,000,000.00</b>	<b>4,968,329.00</b>	

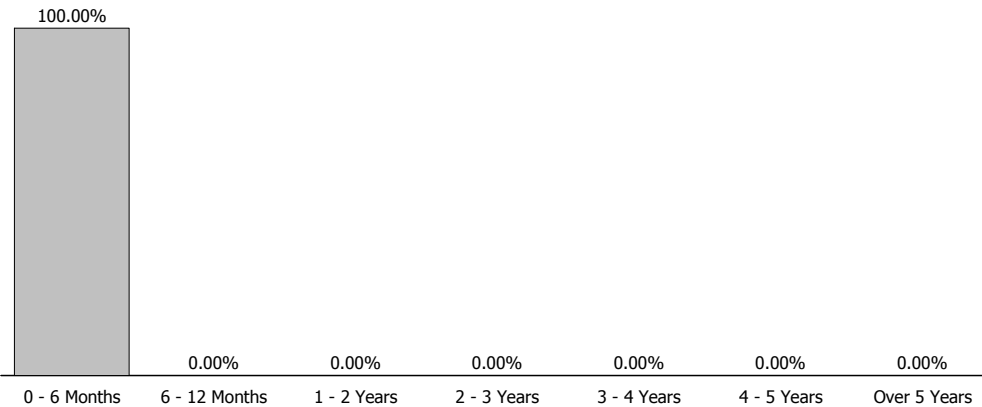
**Unsettled Trades** **0.00** **0.00**

### Sector Allocation



Commercial Paper  
100.00%

### Maturity Distribution



### Characteristics

Yield to Maturity at Cost	2.35%
Yield to Maturity at Market	2.32%
Duration to Worst	0.27
Weighted Average Days to Maturity	98



### Managed Account Issuer Summary


For the Month Ending **June 30, 2018**

CITY OF PASO ROBLES SHORT TERM FUNDS - 69330020

#### Issuer Summary

<b>Issuer</b>	<b>Market Value of Holdings</b>	<b>Percent</b>
BNP PARIBAS	1,983,834.00	39.93
CREDIT AGRICOLE SA	1,987,968.00	40.01
MITSUBISHI UFJ FINANCIAL GROUP INC	996,527.00	20.06
<b>Total</b>	<b>\$4,968,329.00</b>	<b>100.00%</b>

#### Credit Quality (S&P Ratings)





**Managed Account Detail of Securities Held**

For the Month Ending **June 30, 2018**

**CITY OF PASO ROBLES SHORT TERM FUNDS - 69330020**

<b>Security Type/Description Dated Date/Coupon/Maturity</b>	<b>CUSIP</b>	<b>Par</b>	<b>S&amp;P Rating</b>	<b>Moody's Rating</b>	<b>Trade Date</b>	<b>Settle Date</b>	<b>Original Cost</b>	<b>YTM at Cost</b>	<b>Accrued Interest</b>	<b>Amortized Cost</b>	<b>Market Value</b>
<b>Commercial Paper</b>											
MUFG BANK LTD/NY COMM PAPER DTD 02/26/2018 0.000% 08/27/2018	06538CHT1	1,000,000.00	A-1	P-1	02/26/18	02/26/18	988,827.22	2.24	0.00	996,500.83	996,527.00
CREDIT AGRICOLE CIB NY COMM PAPER DTD 04/06/2018 0.000% 10/01/2018	22533UK10	2,000,000.00	A-1	P-1	05/02/18	05/04/18	1,980,500.00	2.36	0.00	1,988,040.00	1,987,968.00
BNP PARIBAS NY BRANCH COMM PAPER DTD 04/20/2018 0.000% 11/01/2018	09659CL14	2,000,000.00	A-1	P-1	05/02/18	05/04/18	1,976,168.33	2.40	0.00	1,983,805.00	1,983,834.00
<b>Security Type Sub-Total</b>		<b>5,000,000.00</b>					<b>4,945,495.55</b>	<b>2.35</b>	<b>0.00</b>	<b>4,968,345.83</b>	<b>4,968,329.00</b>
<b>Managed Account Sub-Total</b>		<b>5,000,000.00</b>					<b>4,945,495.55</b>	<b>2.35</b>	<b>0.00</b>	<b>4,968,345.83</b>	<b>4,968,329.00</b>
<b>Securities Sub-Total</b>		<b>\$5,000,000.00</b>					<b>\$4,945,495.55</b>	<b>2.35%</b>	<b>\$0.00</b>	<b>\$4,968,345.83</b>	<b>\$4,968,329.00</b>
<b>Accrued Interest</b>											<b>\$0.00</b>
<b>Total Investments</b>											<b>\$4,968,329.00</b>



**Managed Account Fair Market Value & Analytics**

For the Month Ending **June 30, 2018**

**CITY OF PASO ROBLES SHORT TERM FUNDS - 69330020**

<b>Security Type/Description</b> <b>Dated Date/Coupon/Maturity</b>	<b>CUSIP</b>	<b>Par</b>	<b>Broker</b>	<b>Next Call Date</b>	<b>Market Price</b>	<b>Market Value</b>	<b>Unreal G/L On Cost</b>	<b>Unreal G/L Amort Cost</b>	<b>Effective Duration</b>	<b>Duration to Worst at Mkt</b>	<b>YTM</b>
<b>Commercial Paper</b>											
MUFG BANK LTD/NY COMM PAPER DTD 02/26/2018 0.000% 08/27/2018	06538CHT1	1,000,000.00	BTM		99.65	996,527.00	7,699.78	26.17	0.16	0.16	2.16
CREDIT AGRICOLE CIB NY COMM PAPER DTD 04/06/2018 0.000% 10/01/2018	22533UK10	2,000,000.00	CREDAG		99.40	1,987,968.00	7,468.00	(72.00)	0.25	0.25	2.34
BNP PARIBAS NY BRANCH COMM PAPER DTD 04/20/2018 0.000% 11/01/2018	09659CL14	2,000,000.00	BNP_PARI		99.19	1,983,834.00	7,665.67	29.00	0.34	0.34	2.37
<b>Security Type Sub-Total</b>		<b>5,000,000.00</b>				<b>4,968,329.00</b>	<b>22,833.45</b>	<b>(16.83)</b>	<b>0.27</b>	<b>0.27</b>	<b>2.32</b>
<b>Managed Account Sub-Total</b>		<b>5,000,000.00</b>				<b>4,968,329.00</b>	<b>22,833.45</b>	<b>(16.83)</b>	<b>0.27</b>	<b>0.27</b>	<b>2.32</b>
<b>Securities Sub-Total</b>		<b>\$5,000,000.00</b>				<b>\$4,968,329.00</b>	<b>\$22,833.45</b>	<b>(\$16.83)</b>	<b>0.27</b>	<b>0.27</b>	<b>2.32%</b>
<b>Accrued Interest</b>						<b>\$0.00</b>					
<b>Total Investments</b>						<b>\$4,968,329.00</b>					

**Paso 2018**  
**Portfolio Management**  
**Portfolio Details - Investments**  
**June 30, 2018**

CUSIP	Investment #	Issuer	Average Balance	Purchase Date	Par Value	Market Value	Book Value	Stated Rate	YTM 360	YTM 365	Days to Maturity	Maturity Date
<b>Certificates of Deposit - Bank</b>												
06539RGM3	11025	Bank of Tokoyo Mitsubishi		09/27/2017	550,000.00	544,500.00	550,000.00	2.070	2.070	2.099	451	09/25/2019
65590ASN7	11052	Nordea Bank of New York		02/22/2018	1,040,000.00	1,034,519.20	1,040,000.00	2.720	2.683	2.720	599	02/20/2020
06417GUE6	10976	Bank of Nova Scotia		04/06/2017	1,225,000.00	1,217,882.75	1,225,000.00	1.910	1.884	1.910	278	04/05/2019
87019U6D6	11016	Swedbank (New York)		11/17/2017	1,150,000.00	1,125,988.00	1,150,000.00	2.270	2.270	2.302	869	11/16/2020
90275DHG8	11054	UBS Finance Delaware		03/06/2018	1,045,000.00	1,048,438.05	1,045,000.00	2.900	2.900	2.940	610	03/02/2020
<b>Subtotal and Average</b>			<b>5,010,000.00</b>		<b>5,010,000.00</b>	<b>4,971,328.00</b>	<b>5,010,000.00</b>		<b>2.371</b>	<b>2.404</b>	<b>569</b>	
<b>Managed Pool Accounts</b>												
SYS10998	10998	Pacific Premier Bank - MM		06/23/2017	1,000,369.93	1,000,369.93	1,000,369.93	0.400	0.395	0.400	1	
SYS11056	11056	Pacific Premier Bank		12/01/2017	3,004,472.94	3,004,472.94	3,004,472.94	1.512	1.491	1.512	1	
<b>Subtotal and Average</b>			<b>4,000,322.86</b>		<b>4,004,842.87</b>	<b>4,004,842.87</b>	<b>4,004,842.87</b>		<b>1.217</b>	<b>1.234</b>	<b>1</b>	
<b>Local Agency Investment Funds</b>												
9840271	10278	Local Agency Investment Fund			7,800,000.00	7,800,000.00	7,800,000.00	1.854	1.829	1.854	1	
<b>Subtotal and Average</b>			<b>8,490,000.00</b>		<b>7,800,000.00</b>	<b>7,800,000.00</b>	<b>7,800,000.00</b>		<b>1.829</b>	<b>1.854</b>	<b>1</b>	
<b>Negotiable CDs</b>												
83050FXT3	11038	Skandianav Enskilda Bk		08/03/2017	1,000,000.00	991,370.00	999,787.91	1.840	1.835	1.860	397	08/02/2019
86563YVN0	11030	Sumitomo Mitsui Bank		05/04/2017	1,225,000.00	1,219,793.75	1,225,000.00	2.050	2.022	2.050	306	05/03/2019
<b>Subtotal and Average</b>			<b>2,224,780.05</b>		<b>2,225,000.00</b>	<b>2,211,163.75</b>	<b>2,224,787.91</b>		<b>1.938</b>	<b>1.965</b>	<b>347</b>	
<b>Medium Term Notes</b>												
0258M0EG0	11057	American Express Credit		04/06/2018	700,000.00	685,135.50	688,545.39	2.700	3.205	3.250	1,341	03/03/2022
037833AX8	10887	Apple, Inc		05/28/2015	2,000,000.00	1,962,580.00	1,990,839.25	1.550	1.825	1.850	586	02/07/2020
0531FAZ6	11051	BB&T Corp		10/26/2017	285,000.00	277,162.50	284,896.24	2.150	2.135	2.165	946	02/01/2021
084670BQ0	10957	Berkshire Hathaway		02/21/2017	2,000,000.00	1,967,960.00	1,998,190.38	2.200	2.204	2.235	988	03/15/2021
06406HDF3	10929	Bank of New York Mellon		03/03/2016	985,000.00	968,944.50	988,353.97	2.450	2.268	2.299	880	11/27/2020
437076AZ5	11058	Home Depot		04/06/2018	700,000.00	683,434.50	687,448.99	2.700	3.070	3.112	1,735	04/01/2023
61746BEA0	10942	Morgan Stanley Dean Witter		08/25/2016	1,265,000.00	1,235,512.85	1,277,967.08	2.500	2.085	2.114	1,025	04/21/2021
89236TEU5	11062	Toyota Motor Corp		04/13/2018	700,000.00	696,395.00	699,740.22	2.950	2.923	2.964	1,017	04/13/2021
25468PDJ2	11059	Walt Disney Co.		04/06/2018	700,000.00	690,222.56	695,313.40	2.300	2.755	2.793	957	02/12/2021
949746RS2	10933	Wells Fargo & Company		06/20/2016	1,315,000.00	1,285,649.20	1,330,309.77	2.500	2.013	2.041	977	03/04/2021
<b>Subtotal and Average</b>			<b>10,641,430.22</b>		<b>10,650,000.00</b>	<b>10,452,996.61</b>	<b>10,641,604.69</b>		<b>2.303</b>	<b>2.335</b>	<b>976</b>	

**Paso 2018**  
**Portfolio Management**  
**Portfolio Details - Investments**  
**June 30, 2018**

CUSIP	Investment #	Issuer	Average Balance	Purchase Date	Par Value	Market Value	Book Value	Stated Rate	YTM 360	YTM 365	Days to Maturity	Maturity Date
<b>Commercial Paper Disc. -Amortizing</b>												
06538CKP5	11042	Bank of Tokoyo Mitsubishi		01/31/2018	1,000,000.00	992,720.00	993,445.00	2.070	2.120	2.149	114	10/23/2018
06538CHT1	11053	Bank of Tokoyo Mitsubishi		02/26/2018	1,000,000.00	996,620.00	996,500.83	2.210	2.235	2.266	57	08/27/2018
09659CL14	11068	BNP Paribas NY		05/04/2018	2,000,000.00	1,983,940.00	1,983,805.00	2.370	2.399	2.432	123	11/01/2018
22533UK10	11069	Credit Agricole CIB NY		05/04/2018	2,000,000.00	1,988,280.00	1,988,040.00	2.340	2.363	2.396	92	10/01/2018
<b>Subtotal and Average</b>			<b>5,956,272.77</b>		<b>6,000,000.00</b>	<b>5,961,560.00</b>	<b>5,961,790.83</b>		<b>2.313</b>	<b>2.345</b>	<b>100</b>	
<b>Federal Agency Coupon Securities</b>												
3130ACE26	11020	Federal Home Loan Bank		01/08/2018	1,350,000.00	1,312,537.50	1,329,389.38	1.375	2.050	2.079	820	09/28/2020
3137EADG1	10912	Federal Home Loan Mtg Corp		12/23/2015	1,480,000.00	1,471,756.40	1,483,684.37	1.750	1.449	1.470	333	05/30/2019
3137EADZ9	10931	Federal Home Loan Mtg Corp		04/19/2016	490,000.00	485,482.20	490,532.84	1.125	0.971	0.985	288	04/15/2019
3137EADZ9	10934	Federal Home Loan Mtg Corp		07/11/2016	2,900,000.00	2,873,262.00	2,906,902.00	1.125	0.808	0.819	288	04/15/2019
3137EAAE5	10973	Federal Home Loan Mtg Corp		04/05/2017	2,000,000.00	1,968,580.00	1,999,955.61	1.500	1.481	1.501	565	01/17/2020
3135G0ZY2	10904	Federal National Mtg Assn		11/09/2015	2,455,000.00	2,430,793.70	2,462,130.62	1.750	1.515	1.536	513	11/26/2019
3135G0N33	10941	Federal National Mtg Assn		08/02/2016	1,500,000.00	1,475,070.00	1,499,087.67	0.875	1.101	1.116	397	08/02/2019
3135G0N82	10945	Federal National Mtg Assn		09/02/2016	1,700,000.00	1,626,526.00	1,696,203.77	1.250	1.306	1.324	1,143	08/17/2021
3135G0S38	10958	Federal National Mtg Assn		02/16/2017	2,000,000.00	1,949,380.00	1,995,171.07	2.000	2.044	2.073	1,284	01/05/2022
3135G0T29	10970	Federal National Mtg Assn		02/28/2017	495,000.00	486,634.50	494,824.88	1.500	1.501	1.522	607	02/28/2020
3135G0T45	10978	Federal National Mtg Assn		06/29/2017	1,685,000.00	1,633,573.80	1,685,039.89	1.875	1.848	1.874	1,374	04/05/2022
3135G0S38	10979	Federal National Mtg Assn		06/29/2017	1,660,000.00	1,617,985.40	1,668,361.99	2.000	1.824	1.850	1,284	01/05/2022
3135G0T60	10985	Federal National Mtg Assn		08/03/2017	1,000,000.00	977,280.00	998,497.83	1.500	1.553	1.574	760	07/30/2020
3135G0U27	11066	Federal National Mtg Assn		04/13/2018	1,050,000.00	1,043,983.50	1,048,236.76	2.500	2.528	2.563	1,017	04/13/2021
<b>Subtotal and Average</b>			<b>21,758,293.31</b>		<b>21,765,000.00</b>	<b>21,352,845.00</b>	<b>21,758,018.68</b>		<b>1.537</b>	<b>1.558</b>	<b>765</b>	
<b>Treasury Coupon Securities</b>												
912828WC0	10900	U.S. Treasury		11/03/2015	1,000,000.00	981,290.00	1,003,507.40	1.750	1.571	1.593	853	10/31/2020
912828WC0	10902	U.S. Treasury		11/09/2015	2,000,000.00	1,962,580.00	2,003,335.70	1.750	1.652	1.675	853	10/31/2020
912828WS5	10905	U.S. Treasury		12/03/2015	1,500,000.00	1,489,050.00	1,503,938.76	1.625	1.336	1.354	364	06/30/2019
912828XH8	10947	U.S. Treasury		11/25/2016	3,760,000.00	3,693,184.80	3,762,449.78	1.625	1.569	1.591	730	06/30/2020
912828Q78	10964	U.S. Treasury		02/16/2017	1,965,000.00	1,898,759.85	1,936,905.74	1.375	1.876	1.902	1,034	04/30/2021
912828F96	10975	U.S. Treasury		04/05/2017	2,945,000.00	2,883,331.70	2,959,599.08	2.000	1.819	1.844	1,218	10/31/2021
912828V72	10982	U.S. Treasury		07/11/2017	1,060,000.00	1,031,178.60	1,058,866.02	1.875	1.889	1.915	1,310	01/31/2022
912828UL2	10993	U.S. Treasury		01/28/2016	495,000.00	486,510.75	495,290.60	1.375	1.319	1.337	579	01/31/2020
912828XQ8	11002	U.S. Treasury		09/05/2017	920,000.00	895,058.80	930,028.07	2.000	1.697	1.720	1,491	07/31/2022
912828L57	11011	U.S. Treasury		11/03/2017	1,010,000.00	973,109.36	1,000,887.66	1.750	1.987	2.014	1,552	09/30/2022
912828U65	11014	U.S. Treasury		11/03/2017	1,000,000.00	970,470.00	994,889.11	1.750	1.880	1.906	1,248	11/30/2021
912828L57	11015	U.S. Treasury		11/17/2017	860,000.00	829,167.02	850,870.95	1.750	2.043	2.071	1,552	09/30/2022

**Paso 2018**  
**Portfolio Management**  
**Portfolio Details - Investments**  
**June 30, 2018**

CUSIP	Investment #	Issuer	Average Balance	Purchase Date	Par Value	Market Value	Book Value	Stated Rate	YTM 360	YTM 365	Days to Maturity	Maturity Date
<b>Treasury Coupon Securities</b>												
912828L57	11017	U.S. Treasury		12/05/2017	1,615,000.00	1,558,496.12	1,594,145.60	1.750	2.121	2.150	1,552	09/30/2022
912828W89	11021	U.S. Treasury		01/08/2018	1,340,000.00	1,308,431.07	1,330,323.00	1.875	2.192	2.222	1,369	03/31/2022
912828XR6	11039	U.S. Treasury		01/31/2018	1,000,000.00	964,960.00	973,607.24	1.750	2.431	2.464	1,430	05/31/2022
912828UV0	11043	U.S. Treasury		01/31/2018	935,000.00	916,348.16	921,833.42	1.125	2.147	2.177	639	03/31/2020
912828Q78	11050	U.S. Treasury		01/31/2018	2,000,000.00	1,932,580.00	1,947,441.06	1.375	2.312	2.344	1,034	04/30/2021
912828H86	11060	U.S. Treasury		04/06/2018	1,700,000.00	1,636,510.73	1,645,503.81	1.500	2.488	2.523	1,310	01/31/2022
9128283C2	11067	U.S. Treasury		05/04/2018	1,000,000.00	971,197.39	968,413.90	2.000	2.748	2.786	1,583	10/31/2022
<b>Subtotal and Average</b>			<b>27,879,019.48</b>		<b>28,105,000.00</b>	<b>27,382,214.35</b>	<b>27,881,836.90</b>		<b>1.920</b>	<b>1.947</b>	<b>1,098</b>	
<b>Miscellaneous Coupon Securities</b>												
459200JE2	10928	IBM		03/03/2016	995,000.00	988,393.20	995,659.36	1.800	1.698	1.721	320	05/17/2019
SYS11007	11007	JPMorgan Chase		08/18/2017	965,000.00	945,690.35	972,753.71	2.550	2.204	2.235	974	03/01/2021
<b>Subtotal and Average</b>			<b>1,968,558.75</b>		<b>1,960,000.00</b>	<b>1,934,083.55</b>	<b>1,968,413.07</b>		<b>1.948</b>	<b>1.975</b>	<b>643</b>	
<b>Total and Average</b>			<b>88,184,333.32</b>		<b>87,519,842.87</b>	<b>86,071,034.13</b>	<b>87,251,294.95</b>		<b>1.885</b>	<b>1.911</b>	<b>724</b>	



**Paso 2018  
Portfolio Management  
Portfolio Details - Cash  
June 30, 2018**

CUSIP	Investment #	Issuer	Average Balance	Purchase Date	Par Value	Market Value	Book Value	Stated Rate	YTM 360	YTM 365	Days to Maturity
<b>Passbook/Checking Accounts</b>											
999	10281	City of Paso Robles			4,100.00	4,100.00	4,100.00		0.000	0.000	1
4501023004	10280	Pacific Premier Bank - MM		07/01/2017	-6,772,537.43	-6,772,537.43	-6,772,537.43		0.000	0.000	1
		<b>Average Balance</b>	<b>0.00</b>								<b>0</b>
<b>Total Cash and Investments</b>			<b>88,184,333.32</b>		<b>80,751,405.44</b>	<b>79,302,596.70</b>	<b>80,482,857.52</b>		<b>1.885</b>	<b>1.911</b>	<b>724</b>

Local Agency Investment Fund  
 P.O. Box 942809  
 Sacramento, CA 94209-0001  
 (916) 653-3001

[www.treasurer.ca.gov/pmia-laif/laif.asp](http://www.treasurer.ca.gov/pmia-laif/laif.asp)  
 July 18, 2018

CITY OF PASO ROBLES

CITY TREASURER  
 821 PINE STREET, SUITE A  
 PASO ROBLES, CA 93446

**PMIA Average Monthly Yields**

**Account Number:**  
 98-40-271

Tran Type Definitions

June 2018 Statement

Effective Date	Transaction Date	Tran Type	Confirm Number	Authorized Caller	Amount
6/1/2018	6/1/2018	RD	1571987	MICHAEL J. COMPTON	700,000.00
6/4/2018	6/4/2018	RW	1572032	MICHAEL J. COMPTON	-400,000.00
6/6/2018	6/5/2018	RW	1572197	MICHAEL J. COMPTON	-800,000.00
6/18/2018	6/15/2018	RW	1572943	MICHAEL J. COMPTON	-1,100,000.00
6/20/2018	6/20/2018	RW	1573105	MICHAEL J. COMPTON	-600,000.00
6/21/2018	6/21/2018	RD	1573219	MICHAEL J. COMPTON	400,000.00
6/25/2018	6/25/2018	RD	1573419	MICHAEL J. COMPTON	500,000.00
6/28/2018	6/28/2018	RW	1573786	MICHAEL J. COMPTON	-200,000.00

**Account Summary**

Total Deposit:	1,600,000.00	Beginning Balance:	9,300,000.00
Total Withdrawal:	-3,100,000.00	Ending Balance:	7,800,000.00