



## Memorandum

To: City Council

Cc: Thomas Frutchey, City Manager  
Executive Managers

From: Mike Compton, City Treasurer

Subject: Monthly Treasurer's Report – August 2018

Date: September 13, 2018

---

This report presents the City's investment portfolio as of August, 2018. It includes all investments managed by the City except funds held by various City's trustees; i.e. bond reserve funds, deferred compensation plans, Section 115 Trust plan and other post-retirement benefit funds. This report does include funds under management by PFM Asset Management LLC (PFM). The investment portfolio is in compliance with all State laws.

Funds under management by PFM do not include bank cash accounts nor money market accounts or funds held in the Local Agency Investment Fund (LAIF) managed by State of California Treasurer's Office. Thus, the PFM report attached herein does not reflect these balances. In order to fully report all funds on hand at month end, the first page included herein reflects all the liquidity funds held and managed by the City.

With regards to the PFM Report, it contains two components; the long-term portfolio #69330010 and the short-term portfolio #69330020. PFM's reported 'yield to maturity at market' on the long-term portfolio of 2.75% as compared to last month's 2.78%. The short-term portfolio was 2.10% as compared to last month's 2.14%.

Total Funds on Hand at August 31, 2018 included the following:

Liquidity Funds (PPB + LAIF + PPB-MM)	\$ 12,114,571
PFM Long Term (less than 5 years @ par)	\$60,590,000
PFM Short Term (less than 1 year @ par)	<u>\$ 5,000,000</u>
Total Portfolio	<u>\$77,704,571</u>

I hereby certify that the City's investment portfolio provides sufficient liquidity to meet the City's cash flow requirements for the next six months.

Please don't hesitate to contact me should you have any questions and/or concerns.

---

Michael J. Compton, City Treasurer

**PORTFOLIO LIQUIDITY REPORT - August, 2018**

---

<u>Issuer</u>	<u>Purchase Date</u>	<u>Par Value</u>	<u>Market Value</u>	<u>Book Value</u>	<u>Coupon Rate</u>
LAIF	N/A	\$ 8,100,000.00	\$ 8,100,000.00	\$ 8,100,000.00	1.998
PPB - Money Market #1	06/23/2017	\$ 1,000,382.36	\$ 1,000,382.36	\$ 1,000,382.36	0.400
PPB - Money Market #2	12/1/2017	\$ 3,005,172.66	\$ 3,005,172.66	\$ 3,005,172.66	1.954
PPB - Checking	N/A	\$ 9,016.33	\$ 9,016.33	\$ 9,016.33	N/A
Total All Liquidity Funds		<u>\$ 12,114,571.35</u>	<u>\$ 12,114,571.35</u>	<u>\$ 12,114,571.35</u>	



## Managed Account Summary Statement

For the Month Ending **August 31, 2018**

**CITY OF PASO ROBLES INVESTMENT PORTFOLIO - 69330010**

### Transaction Summary - Managed Account

<b>Opening Market Value</b>	<b>\$59,140,233.99</b>
Maturities/Calls	0.00
Principal Dispositions	(1,201,169.92)
Principal Acquisitions	1,200,000.00
Unsettled Trades	0.00
Change in Current Value	158,810.53
<b>Closing Market Value</b>	<b>\$59,297,874.60</b>

### Cash Transactions Summary - Managed Account

Maturities/Calls	0.00
Sale Proceeds	1,203,009.08
Coupon/Interest/Dividend Income	64,189.20
Principal Payments	0.00
Security Purchases	(1,200,000.00)
Net Cash Contribution	(67,198.28)
Reconciling Transactions	0.00

### Earnings Reconciliation (Cash Basis) - Managed Account

Interest/Dividends/Coupons Received	66,028.36
Less Purchased Interest Related to Interest/Coupons	0.00
Plus Net Realized Gains/Losses	(25,265.63)
<b>Total Cash Basis Earnings</b>	<b>\$40,762.73</b>

### Cash Balance

**Closing Cash Balance** **\$0.00**

### Earnings Reconciliation (Accrual Basis)

	<b>Total</b>
Ending Amortized Value of Securities	60,256,412.53
Ending Accrued Interest	338,855.32
Plus Proceeds from Sales	1,203,009.08
Plus Proceeds of Maturities/Calls/Principal Payments	0.00
Plus Coupons/Dividends Received	64,189.20
Less Cost of New Purchases	(1,200,000.00)
Less Beginning Amortized Value of Securities	(60,272,264.96)
Less Beginning Accrued Interest	(308,164.99)
<b>Total Accrual Basis Earnings</b>	<b>\$82,036.18</b>



## Portfolio Summary and Statistics

For the Month Ending **August 31, 2018**

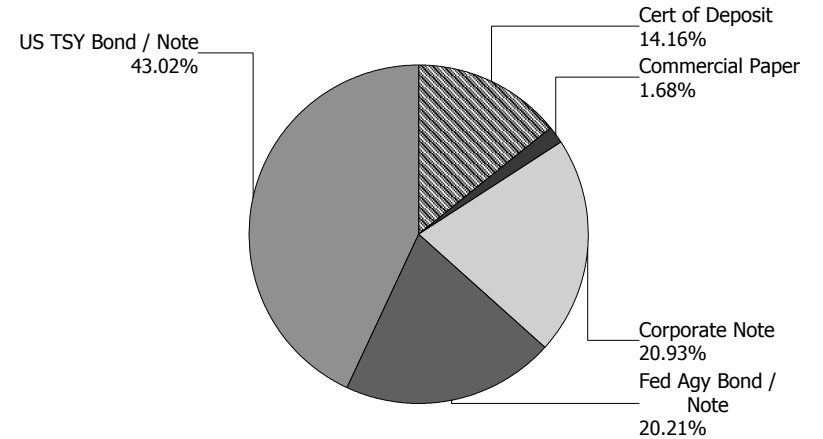
### CITY OF PASO ROBLES INVESTMENT PORTFOLIO - 69330010

#### Account Summary

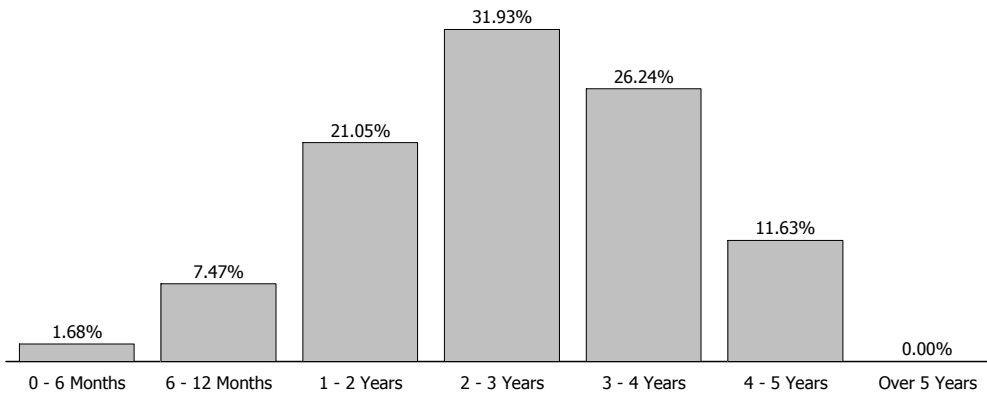
Description	Par Value	Market Value	Percent
U.S. Treasury Bond / Note	26,255,000.00	25,508,894.54	43.02
Federal Agency Bond / Note	12,290,000.00	11,982,537.91	20.21
Corporate Note	12,610,000.00	12,413,908.85	20.93
Commercial Paper	1,000,000.00	996,911.00	1.68
Certificate of Deposit	8,435,000.00	8,395,622.30	14.16
<b>Managed Account Sub-Total</b>	<b>60,590,000.00</b>	<b>59,297,874.60</b>	<b>100.00%</b>
Accrued Interest		338,855.32	
<b>Total Portfolio</b>	<b>60,590,000.00</b>	<b>59,636,729.92</b>	

**Unsettled Trades** **0.00** **0.00**

#### Sector Allocation



#### Maturity Distribution



#### Characteristics

Yield to Maturity at Cost	2.11%
Yield to Maturity at Market	2.75%
Duration to Worst	2.45
Weighted Average Days to Maturity	937



## Managed Account Issuer Summary

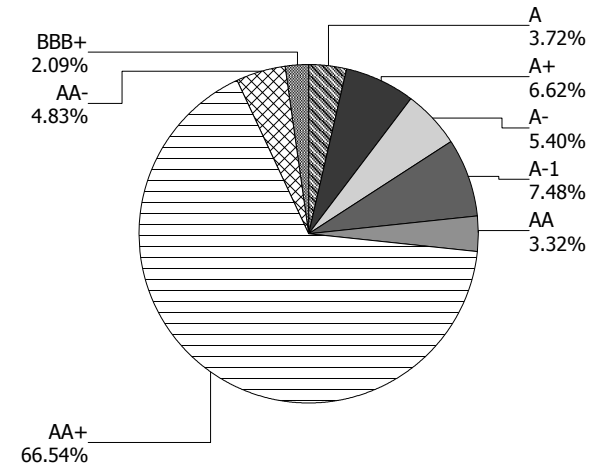
For the Month Ending **August 31, 2018**

CITY OF PASO ROBLES INVESTMENT PORTFOLIO - 69330010

### Issuer Summary

Issuer	Market Value of Holdings	Percent
AMERICAN EXPRESS CO	683,890.90	1.15
APPLE INC	1,967,394.00	3.32
BANK OF MONTREAL	1,200,124.80	2.02
BANK OF NOVA SCOTIA	1,220,978.33	2.06
BB&T CORPORATION	278,352.09	0.47
BERKSHIRE HATHAWAY INC	1,968,024.00	3.32
FANNIE MAE	9,337,019.86	15.75
FEDERAL HOME LOAN BANKS	1,315,047.15	2.22
FREDDIE MAC	1,330,470.90	2.24
HOME DEPOT INC	687,009.40	1.16
IBM CORP	990,021.02	1.67
JP MORGAN CHASE & CO	950,183.39	1.60
MITSUBISHI UFJ FINANCIAL GROUP INC	1,542,405.40	2.60
MORGAN STANLEY	1,239,362.25	2.09
NORDEA BANK AB	1,035,910.72	1.75
SKANDINAVISKA ENSKILDA BANKEN AB	993,365.00	1.68
SUMITOMO MITSUI FINANCIAL GROUP INC	1,222,407.90	2.06
SWEDBANK AB	1,128,546.75	1.90
THE BANK OF NEW YORK MELLON CORPORATION	972,244.25	1.64
THE WALT DISNEY CORPORATION	688,475.90	1.16
TOYOTA MOTOR CORP	698,870.90	1.18
UBS AG	1,048,794.40	1.77
UNITED STATES TREASURY	25,508,894.54	43.01
WELLS FARGO & COMPANY	1,290,080.75	2.18
<b>Total</b>	<b>\$59,297,874.60</b>	<b>100.00%</b>

### Credit Quality (S&P Ratings)





**Managed Account Detail of Securities Held**

For the Month Ending **August 31, 2018**

**CITY OF PASO ROBLES INVESTMENT PORTFOLIO - 69330010**

<b>Security Type/Description</b>	<b>Dated Date/Coupon/Maturity</b>	<b>CUSIP</b>	<b>S&amp;P Par Rating</b>	<b>Moody's Rating</b>	<b>Trade Date</b>	<b>Settle Date</b>	<b>Original Cost</b>	<b>YTM at Cost</b>	<b>Accrued Interest</b>	<b>Amortized Cost</b>	<b>Market Value</b>
<b>U.S. Treasury Bond / Note</b>											
US TREASURY NOTES DTD 01/31/2013 1.375% 01/31/2020		912828UL2	495,000.00 AA+	Aaa	01/25/16	01/28/16	495,734.76	1.34	591.85	495,263.55	486,975.56
US TREASURY NOTES DTD 04/01/2013 1.125% 03/31/2020		912828UV0	935,000.00 AA+	Aaa	01/29/18	01/31/18	914,327.73	2.18	4,425.92	919,813.59	913,998.97
US TREASURY NOTES DTD 06/30/2015 1.625% 06/30/2020		912828XH8	2,535,000.00 AA+	Aaa	11/23/16	11/25/16	2,537,970.70	1.59	7,052.19	2,536,537.45	2,489,945.45
US TREASURY NOTES DTD 10/31/2013 1.750% 10/31/2020		912828WC0	1,000,000.00 AA+	Aaa	11/02/15	11/03/15	1,007,500.00	1.59	5,896.74	1,003,322.57	981,250.00
US TREASURY NOTES DTD 10/31/2013 1.750% 10/31/2020		912828WC0	2,000,000.00 AA+	Aaa	11/04/15	11/09/15	2,007,109.38	1.68	11,793.48	2,003,164.36	1,962,500.00
US TREASURY NOTES DTD 05/02/2016 1.375% 04/30/2021		912828Q78	885,000.00 AA+	Aaa	02/15/17	02/16/17	866,228.32	1.90	4,100.34	872,936.44	855,546.32
US TREASURY NOTES DTD 05/02/2016 1.375% 04/30/2021		912828O78	2,000,000.00 AA+	Aaa	01/29/18	01/31/18	1,939,765.63	2.34	9,266.30	1,950,276.36	1,933,438.00
US TREASURY NOTES DTD 10/31/2014 2.000% 10/31/2021		912828F96	2,945,000.00 AA+	Aaa	04/03/17	04/05/17	2,965,016.80	1.84	19,846.74	2,959,044.09	2,882,303.90
US TREASURY N/B DTD 11/30/2016 1.750% 11/30/2021		912828U65	1,000,000.00 AA+	Aaa	11/02/17	11/03/17	993,906.25	1.91	4,446.72	995,111.85	970,352.00
US TREASURY NOTES DTD 01/31/2017 1.875% 01/31/2022		912828V72	1,060,000.00 AA+	Aaa	07/07/17	07/11/17	1,058,136.72	1.92	1,728.26	1,058,592.51	1,031,015.36
US TREASURY NOTES DTD 02/02/2015 1.500% 01/31/2022		912828H86	1,700,000.00 AA+	Aaa	04/04/18	04/06/18	1,637,046.88	2.52	2,217.39	1,643,500.09	1,633,062.50
US TREASURY NOTES DTD 03/31/2017 1.875% 03/31/2022		912828W89	1,340,000.00 AA+	Aaa	01/04/18	01/08/18	1,321,313.28	2.22	10,571.72	1,324,074.92	1,301,475.00
US TREASURY NOTES DTD 05/31/2017 1.750% 05/31/2022		912828XR6	1,000,000.00 AA+	Aaa	01/29/18	01/31/18	970,820.31	2.46	4,446.72	974,591.90	965,391.00
US TREASURY NOTES DTD 07/31/2015 2.000% 07/31/2022		912828XO8	920,000.00 AA+	Aaa	09/01/17	09/05/17	932,039.06	1.72	1,600.00	929,694.87	895,239.12



**Managed Account Detail of Securities Held**

For the Month Ending **August 31, 2018**

**CITY OF PASO ROBLES INVESTMENT PORTFOLIO - 69330010**

<b>Security Type/Description</b> <b>Dated Date/Coupon/Maturity</b>	<b>CUSIP</b>	<b>Par</b>	<b>S&amp;P Rating</b>	<b>Moody's Rating</b>	<b>Trade Date</b>	<b>Settle Date</b>	<b>Original Cost</b>	<b>YTM at Cost</b>	<b>Accrued Interest</b>	<b>Amortized Cost</b>	<b>Market Value</b>
<b>U.S. Treasury Bond / Note</b>											
US TREASURY NOTES DTD 09/30/2015 1.750% 09/30/2022	912828L57	860,000.00	AA+	Aaa	11/16/17	11/17/17	847,267.97	2.07	6,332.51	849,252.74	827,615.84
US TREASURY NOTES DTD 09/30/2015 1.750% 09/30/2022	912828L57	1,010,000.00	AA+	Aaa	11/02/17	11/03/17	997,572.27	2.01	7,437.02	999,589.58	971,967.44
US TREASURY NOTES DTD 09/30/2015 1.750% 09/30/2022	912828L57	1,615,000.00	AA+	Aaa	12/01/17	12/05/17	1,585,538.87	2.15	11,891.87	1,589,881.94	1,554,185.56
US TREASURY NOTES DTD 09/30/2015 1.750% 09/30/2022	912828L57	1,955,000.00	AA+	Aaa	06/04/18	06/06/18	1,874,432.62	2.77	14,395.42	1,878,648.10	1,881,382.52
US TREASURY N/B NOTES DTD 10/31/2017 2.000% 10/31/2022	9128283C2	1,000,000.00	AA+	Aaa	05/02/18	05/04/18	967,031.25	2.79	6,739.13	969,296.58	971,250.00
<b>Security Type Sub-Total</b>		<b>26,255,000.00</b>					<b>25,918,758.80</b>	<b>2.06</b>	<b>134,780.32</b>	<b>25,952,593.49</b>	<b>25,508,894.54</b>
<b>Federal Agency Bond / Note</b>											
FREDDIE MAC NOTES DTD 01/17/2017 1.500% 01/17/2020	3137EAE5	1,350,000.00	AA+	Aaa	04/03/17	04/05/17	1,349,946.00	1.50	2,475.00	1,349,977.64	1,330,470.90
FNMA NOTES DTD 02/28/2017 1.500% 02/28/2020	3135G0T29	495,000.00	AA+	Aaa	02/24/17	02/28/17	494,683.20	1.52	61.88	494,840.68	487,005.26
FNMA NOTES DTD 08/01/2017 1.500% 07/30/2020	3135G0T60	1,000,000.00	AA+	Aaa	08/02/17	08/03/17	997,840.00	1.57	1,291.67	998,606.82	978,977.00
FHLB NOTES DTD 09/08/2017 1.375% 09/28/2020	3130ACE26	1,350,000.00	AA+	Aaa	01/04/18	01/08/18	1,324,971.00	2.08	7,889.06	1,330,806.81	1,315,047.15
FANNIE MAE NOTES DTD 04/13/2018 2.500% 04/13/2021	3135G0U27	1,050,000.00	AA+	Aaa	04/12/18	04/13/18	1,048,099.50	2.56	10,062.50	1,048,334.68	1,044,163.05
FNMA NOTES DTD 08/19/2016 1.250% 08/17/2021	3135G0N82	1,700,000.00	AA+	Aaa	09/01/16	09/02/16	1,693,982.00	1.32	826.39	1,696,360.13	1,629,484.00
FANNIE MAE NOTES DTD 01/09/2017 2.000% 01/05/2022	3135G0S38	1,660,000.00	AA+	Aaa	06/27/17	06/29/17	1,670,756.80	1.85	5,164.44	1,668,051.05	1,617,010.98
FANNIE MAE NOTES DTD 01/09/2017 2.000% 01/05/2022	3135G0S38	2,000,000.00	AA+	Aaa	02/15/17	02/16/17	1,993,280.00	2.07	6,222.22	1,995,338.54	1,948,206.00



**Managed Account Detail of Securities Held**

For the Month Ending **August 31, 2018**

**CITY OF PASO ROBLES INVESTMENT PORTFOLIO - 69330010**

<b>Security Type/Description</b> <b>Dated Date/Coupon/Maturity</b>	<b>CUSIP</b>	<b>Par</b>	<b>S&amp;P Rating</b>	<b>Moody's Rating</b>	<b>Trade Date</b>	<b>Settle Date</b>	<b>Original Cost</b>	<b>YTM at Cost</b>	<b>Accrued Interest</b>	<b>Amortized Cost</b>	<b>Market Value</b>
<b>Federal Agency Bond / Note</b>											
FANNIE MAE NOTES DTD 04/10/2017 1.875% 04/05/2022	3135G0T45	1,685,000.00	AA+	Aaa	06/27/17	06/29/17	1,685,050.55	1.87	12,813.02	1,685,047.25	1,632,173.57
<b>Security Type Sub-Total</b>		<b>12,290,000.00</b>					<b>12,258,609.05</b>	<b>1.83</b>	<b>46,806.18</b>	<b>12,267,363.60</b>	<b>11,982,537.91</b>
<b>Corporate Note</b>											
IBM CORP NOTES DTD 02/19/2016 1.800% 05/17/2019	459200JE2	995,000.00	A+	A1	02/29/16	03/03/16	997,407.90	1.72	5,174.00	995,543.71	990,021.02
APPLE INC BONDS DTD 02/09/2015 1.550% 02/07/2020	037833AX8	2,000,000.00	AA+	Aa1	05/28/15	05/28/15	1,973,138.00	1.85	1,894.44	1,991,553.28	1,967,394.00
BONY MELLON CORP NOTE (CALLABLE) DTD 11/27/2015 2.450% 11/27/2020	06406HDF3	985,000.00	A	A1	02/29/16	03/03/16	991,599.50	2.30	6,301.26	988,158.68	972,244.25
BRANCH BANKING & TRUST (CALLABLE) NOTES DTD 10/26/2017 2.150% 02/01/2021	05531FAZ6	285,000.00	A-	A2	10/23/17	10/26/17	284,868.90	2.17	510.63	284,899.01	278,352.09
THE WALT DISNEY CORP DTD 01/08/2016 2.300% 02/12/2021	25468PDJ2	700,000.00	A+	A2	04/04/18	04/06/18	690,599.00	2.79	849.72	691,894.11	688,475.90
JP MORGAN CHASE & CO CORP NT (CALLABLE) DTD 03/01/2016 2.550% 03/01/2021	46625HOJ2	965,000.00	A-	A3	08/15/17	08/18/17	975,277.25	2.23	12,303.75	972,281.39	950,183.39
WELLS FARGO CORP NOTES DTD 03/04/2016 2.500% 03/04/2021	949746RS2	1,315,000.00	A-	A2	06/15/16	06/20/16	1,341,931.20	2.04	16,163.54	1,329,686.52	1,290,080.75
BERKSHIRE HATHAWAY INC (CALLABLE) NOTES DTD 03/15/2016 2.200% 03/15/2021	084670BO0	2,000,000.00	AA	Aa2	02/15/17	02/21/17	1,997,280.00	2.24	20,288.89	1,998,282.26	1,968,024.00
TOYOTA MOTOR CREDIT CORP CORP NOTES DTD 04/13/2018 2.950% 04/13/2021	89236TEU5	700,000.00	AA-	Aa3	04/10/18	04/13/18	699,720.00	2.96	7,915.83	699,754.48	698,870.90
MORGAN STANLEY CORP NOTES DTD 04/21/2016 2.500% 04/21/2021	61746BEA0	1,265,000.00	BBB+	A3	08/23/16	08/25/16	1,286,517.65	2.11	11,420.14	1,277,462.69	1,239,362.25





**Managed Account Detail of Securities Held**

For the Month Ending **August 31, 2018**

**CITY OF PASO ROBLES INVESTMENT PORTFOLIO - 69330010**

<b>Security Type/Description</b> <b>Dated Date/Coupon/Maturity</b>	<b>CUSIP</b>	<b>Par</b>	<b>S&amp;P Rating</b>	<b>Moody's Rating</b>	<b>Trade Date</b>	<b>Settle Date</b>	<b>Original Cost</b>	<b>YTM at Cost</b>	<b>Accrued Interest</b>	<b>Amortized Cost</b>	<b>Market Value</b>
<b>Corporate Note</b>											
AMERICAN EXPRESS CREDIT (CALLABLE) NOTES DTD 03/03/2017 2.700% 03/03/2022	0258M0EG0	700,000.00	A-	A2	04/04/18	04/06/18	685,965.00	3.25	9,345.00	687,341.28	683,890.90
HOME DEPOT INC CORP NOTES DTD 04/05/2013 2.700% 04/01/2023	437076AZ5	700,000.00	A	A2	04/04/18	04/06/18	686,770.00	3.11	7,875.00	687,767.49	687,009.40
<b>Security Type Sub-Total</b>		<b>12,610,000.00</b>					<b>12,611,074.40</b>	<b>2.28</b>	<b>100,042.20</b>	<b>12,604,624.90</b>	<b>12,413,908.85</b>
<b>Commercial Paper</b>											
MUFG BANK LTD/NY COMM PAPER DTD 01/26/2018 0.000% 10/23/2018	06538CKP5	1,000,000.00	A-1	P-1	01/29/18	01/31/18	984,762.50	2.10	0.00	997,010.00	996,911.00
<b>Security Type Sub-Total</b>		<b>1,000,000.00</b>					<b>984,762.50</b>	<b>2.10</b>	<b>0.00</b>	<b>997,010.00</b>	<b>996,911.00</b>
<b>Certificate of Deposit</b>											
BANK OF NOVA SCOTIA HOUSTON LT CD DTD 04/06/2017 1.910% 04/05/2019	06417GUE6	1,225,000.00	A-1	P-1	04/05/17	04/06/17	1,225,000.00	1.91	9,683.97	1,225,000.00	1,220,978.33
SUMITOMO MITSUI BANK NY CD DTD 05/04/2017 2.050% 05/03/2019	86563YVNO	1,225,000.00	A-1	P-1	05/03/17	05/04/17	1,225,000.00	2.05	8,440.59	1,225,000.00	1,222,407.90
SKANDINAV ENSKILDA BANKEN NY CD DTD 08/04/2017 1.840% 08/02/2019	83050FXT3	1,000,000.00	A-1	P-1	08/03/17	08/04/17	999,610.00	1.85	1,533.33	999,820.54	993,365.00
MUFG BANK LTD/NY CERT DEPOS DTD 09/27/2017 2.070% 09/25/2019	06539RGM3	550,000.00	A	A1	09/25/17	09/27/17	550,000.00	2.07	10,720.88	550,000.00	545,494.40
NORDEA BANK AB NY CD DTD 02/22/2018 2.720% 02/20/2020	65590ASN7	1,040,000.00	AA-	Aa3	02/20/18	02/22/18	1,040,000.00	2.72	864.36	1,040,000.00	1,035,910.72
UBS AG STAMFORD CT LT CD DTD 03/06/2018 2.900% 03/02/2020	90275DHG8	1,045,000.00	A+	Aa2	03/02/18	03/06/18	1,045,000.00	2.93	15,068.32	1,045,000.00	1,048,794.40
BANK OF MONTREAL CHICAGO CERT DEPOS DTD 08/03/2018 3.190% 08/03/2020	06370REU9	1,200,000.00	A+	Aa2	08/01/18	08/03/18	1,200,000.00	3.23	3,083.67	1,200,000.00	1,200,124.80
SWEDBANK (NEW YORK) CERT DEPOS DTD 11/17/2017 2.270% 11/16/2020	87019U6D6	1,150,000.00	AA-	Aa2	11/16/17	11/17/17	1,150,000.00	2.30	7,831.50	1,150,000.00	1,128,546.75



**Managed Account Detail of Securities Held**

For the Month Ending **August 31, 2018**

CITY OF PASO ROBLES INVESTMENT PORTFOLIO - 69330010											
Security Type/Description			S&P	Moody's	Trade	Settle	Original	YTM	Accrued	Amortized	Market
Dated Date/Coupon/Maturity	CUSIP	Par	Rating	Rating	Date	Date	Cost	at Cost	Interest	Cost	Value
<b>Security Type Sub-Total</b>		<b>8,435,000.00</b>					<b>8,434,610.00</b>	<b>2.40</b>	<b>57,226.62</b>	<b>8,434,820.54</b>	<b>8,395,622.30</b>
<b>Managed Account Sub-Total</b>		<b>60,590,000.00</b>					<b>60,207,814.75</b>	<b>2.11</b>	<b>338,855.32</b>	<b>60,256,412.53</b>	<b>59,297,874.60</b>
<b>Securities Sub-Total</b>		<b>\$60,590,000.00</b>					<b>\$60,207,814.75</b>	<b>2.11%</b>	<b>\$338,855.32</b>	<b>\$60,256,412.53</b>	<b>\$59,297,874.60</b>
<b>Accrued Interest</b>											<b>\$338,855.32</b>
<b>Total Investments</b>											<b>\$59,636,729.92</b>



**Managed Account Fair Market Value & Analytics**

For the Month Ending **August 31, 2018**

**CITY OF PASO ROBLES INVESTMENT PORTFOLIO - 69330010**

<b>Security Type/Description</b>	<b>Dated Date/Coupon/Maturity</b>	<b>CUSIP</b>	<b>Par</b>	<b>Broker</b>	<b>Next Call Date</b>	<b>Market Price</b>	<b>Market Value</b>	<b>Unreal G/L On Cost</b>	<b>Unreal G/L Amort Cost</b>	<b>Effective Duration</b>	<b>Duration to Worst at Mkt</b>	<b>YTM</b>
<b>U.S. Treasury Bond / Note</b>												
US TREASURY NOTES	DTD 01/31/2013 1.375% 01/31/2020	912828UL2	495,000.00	MORGANST		98.38	486,975.56	(8,759.20)	(8,287.99)	1.39	1.39	2.55
US TREASURY NOTES	DTD 04/01/2013 1.125% 03/31/2020	912828UV0	935,000.00	CITIGRP		97.75	913,998.97	(328.76)	(5,814.62)	1.55	1.55	2.58
US TREASURY NOTES	DTD 06/30/2015 1.625% 06/30/2020	912828XH8	2,535,000.00	CITIGRP		98.22	2,489,945.45	(48,025.25)	(46,592.00)	1.78	1.78	2.62
US TREASURY NOTES	DTD 10/31/2013 1.750% 10/31/2020	912828WC0	1,000,000.00	CITIGRP		98.13	981,250.00	(26,250.00)	(22,072.57)	2.09	2.09	2.65
US TREASURY NOTES	DTD 10/31/2013 1.750% 10/31/2020	912828WC0	2,000,000.00	MORGANST		98.13	1,962,500.00	(44,609.38)	(40,664.36)	2.09	2.09	2.65
US TREASURY NOTES	DTD 05/02/2016 1.375% 04/30/2021	912828O78	885,000.00	MERRILL		96.67	855,546.32	(10,682.00)	(17,390.12)	2.58	2.58	2.68
US TREASURY NOTES	DTD 05/02/2016 1.375% 04/30/2021	912828Q78	2,000,000.00	CITIGRP		96.67	1,933,438.00	(6,327.63)	(16,838.36)	2.58	2.58	2.68
US TREASURY NOTES	DTD 10/31/2014 2.000% 10/31/2021	912828F96	2,945,000.00	MORGAN_S		97.87	2,882,303.90	(82,712.90)	(76,740.19)	3.02	3.02	2.71
US TREASURY N/B	DTD 11/30/2016 1.750% 11/30/2021	912828U65	1,000,000.00	TD		97.04	970,352.00	(23,554.25)	(24,759.85)	3.11	3.11	2.71
US TREASURY NOTES	DTD 01/31/2017 1.875% 01/31/2022	912828V72	1,060,000.00	HSBC		97.27	1,031,015.36	(27,121.36)	(27,577.15)	3.27	3.27	2.72
US TREASURY NOTES	DTD 02/02/2015 1.500% 01/31/2022	912828H86	1,700,000.00	JPM_CHAS		96.06	1,633,062.50	(3,984.38)	(10,437.59)	3.29	3.29	2.71
US TREASURY NOTES	DTD 03/31/2017 1.875% 03/31/2022	912828W89	1,340,000.00	BARCLAYS		97.13	1,301,475.00	(19,838.28)	(22,599.92)	3.41	3.41	2.72
US TREASURY NOTES	DTD 05/31/2017 1.750% 05/31/2022	912828XR6	1,000,000.00	BNP_PARI		96.54	965,391.00	(5,429.31)	(9,200.90)	3.58	3.58	2.73
US TREASURY NOTES	DTD 07/31/2015 2.000% 07/31/2022	912828XQ8	920,000.00	HSBC		97.31	895,239.12	(36,799.94)	(34,455.75)	3.73	3.73	2.73
US TREASURY NOTES	DTD 09/30/2015 1.750% 09/30/2022	912828L57	860,000.00	BARCLAYS		96.23	827,615.84	(19,652.13)	(21,636.90)	3.87	3.87	2.73
US TREASURY NOTES	DTD 09/30/2015 1.750% 09/30/2022	912828L57	1,010,000.00	GOLDMAN		96.23	971,967.44	(25,604.83)	(27,622.14)	3.87	3.87	2.73
US TREASURY NOTES	DTD 09/30/2015 1.750% 09/30/2022	912828L57	1,615,000.00	HSBC		96.23	1,554,185.56	(31,353.31)	(35,696.38)	3.87	3.87	2.73



**Managed Account Fair Market Value & Analytics**

For the Month Ending **August 31, 2018**

**CITY OF PASO ROBLES INVESTMENT PORTFOLIO - 69330010**

Security Type/Description Dated Date/Coupon/Maturity	CUSIP	Par	Broker	Next Call Date	Market Price	Market Value	Unreal G/L On Cost	Unreal G/L Amort Cost	Effective Duration	Duration to Worst at Mkt	YTM
<b>U.S. Treasury Bond / Note</b>											
US TREASURY NOTES DTD 09/30/2015 1.750% 09/30/2022	912828L57	1,955,000.00	BNP_PARI		96.23	1,881,382.52	6,949.90	2,734.42	3.87	3.87	2.73
US TREASURY N/B NOTES DTD 10/31/2017 2.000% 10/31/2022	9128283C2	1,000,000.00	GOLDMAN		97.13	971,250.00	4,218.75	1,953.42	3.93	3.93	2.73

**Security Type Sub-Total** **26,255,000.00** **25,508,894.54** **(409,864.26)** **(443,698.95)** **2.97** **2.97** **2.69**

<b>Federal Agency Bond / Note</b>											
FREDDIE MAC NOTES DTD 01/17/2017 1.500% 01/17/2020	3137EAE5	1,350,000.00	BMO		98.55	1,330,470.90	(19,475.10)	(19,506.74)	1.35	1.35	2.57
FNMA NOTES DTD 02/28/2017 1.500% 02/28/2020	3135G0T29	495,000.00	JPM_CHAS		98.38	487,005.26	(7,677.94)	(7,835.42)	1.46	1.46	2.61
FNMA NOTES DTD 08/01/2017 1.500% 07/30/2020	3135G0T60	1,000,000.00	KEYBANC		97.90	978,977.00	(18,863.00)	(19,629.82)	1.87	1.87	2.63
FHLB NOTES DTD 09/08/2017 1.375% 09/28/2020	3130ACE26	1,350,000.00	BARCLAYS		97.41	1,315,047.15	(9,923.85)	(15,759.66)	2.01	2.01	2.67
FANNIE MAE NOTES DTD 04/13/2018 2.500% 04/13/2021	3135G0U27	1,050,000.00	NOMURA		99.44	1,044,163.05	(3,936.45)	(4,171.63)	2.49	2.49	2.72
FNMA NOTES DTD 08/19/2016 1.250% 08/17/2021	3135G0N82	1,700,000.00	MORGANST		95.85	1,629,484.00	(64,498.00)	(66,876.13)	2.87	2.87	2.72
FANNIE MAE NOTES DTD 01/09/2017 2.000% 01/05/2022	3135G0S38	1,660,000.00	HSBC		97.41	1,617,010.98	(53,745.82)	(51,040.07)	3.20	3.20	2.82
FANNIE MAE NOTES DTD 01/09/2017 2.000% 01/05/2022	3135G0S38	2,000,000.00	JEFFERIE		97.41	1,948,206.00	(45,074.00)	(47,132.54)	3.20	3.20	2.82
FANNIE MAE NOTES DTD 04/10/2017 1.875% 04/05/2022	3135G0T45	1,685,000.00	KEYBANC		96.86	1,632,173.57	(52,876.98)	(52,873.68)	3.42	3.42	2.80

**Security Type Sub-Total** **12,290,000.00** **11,982,537.91** **(276,071.14)** **(284,825.69)** **2.61** **2.61** **2.73**

<b>Corporate Note</b>											
IBM CORP NOTES DTD 02/19/2016 1.800% 05/17/2019	459200JE2	995,000.00	JPMCHASE		99.50	990,021.02	(7,386.88)	(5,522.69)	0.70	0.70	2.51
APPLE INC BONDS DTD 02/09/2015 1.550% 02/07/2020	037833AX8	2,000,000.00	NEW ACCT		98.37	1,967,394.00	(5,744.00)	(24,159.28)	1.40	1.40	2.72



**Managed Account Fair Market Value & Analytics**

For the Month Ending **August 31, 2018**

**CITY OF PASO ROBLES INVESTMENT PORTFOLIO - 69330010**

<b>Security Type/Description</b>	<b>Dated Date/Coupon/Maturity</b>	<b>CUSIP</b>	<b>Par</b>	<b>Broker</b>	<b>Next Call Date</b>	<b>Market Price</b>	<b>Market Value</b>	<b>Unreal G/L On Cost</b>	<b>Unreal G/L Amort Cost</b>	<b>Effective Duration</b>	<b>Duration to Worst at Mkt</b>	<b>YTM</b>
<b>Corporate Note</b>												
BONY MELLON CORP NOTE (CALLABLE) DTD 11/27/2015 2.450% 11/27/2020		06406HDF3	985,000.00	1ST TENN	10/27/20	98.71	972,244.25	(19,355.25)	(15,914.43)	2.13	2.15	3.05
BRANCH BANKING & TRUST (CALLABLE) NOTES DTD 10/26/2017 2.150% 02/01/2021		05531FAZ6	285,000.00	MORGAN_S	01/01/21	97.67	278,352.09	(6,516.81)	(6,546.92)	2.32	2.33	3.16
THE WALT DISNEY CORP DTD 01/08/2016 2.300% 02/12/2021		25468PDJ2	700,000.00	US_BANCO		98.35	688,475.90	(2,123.10)	(3,418.21)	2.36	2.36	3.00
JP MORGAN CHASE & CO CORP NT (CALLABLE) DTD 03/01/2016 2.550% 03/01/2021		46625HQJ2	965,000.00	JPM_CHAS	02/01/21	98.46	950,183.39	(25,093.86)	(22,098.00)	2.37	2.37	3.19
WELLS FARGO CORP NOTES DTD 03/04/2016 2.500% 03/04/2021		949746RS2	1,315,000.00	WELLSFAR		98.11	1,290,080.75	(51,850.45)	(39,605.77)	2.38	2.38	3.29
BERKSHIRE HATHAWAY INC (CALLABLE) NOTES DTD 03/15/2016 2.200% 03/15/2021		084670BQ0	2,000,000.00	MIZUHO	02/15/21	98.40	1,968,024.00	(29,256.00)	(30,258.26)	2.40	2.42	2.86
TOYOTA MOTOR CREDIT CORP CORP NOTES DTD 04/13/2018 2.950% 04/13/2021		89236TEU5	700,000.00	JPM_CHAS		99.84	698,870.90	(849.10)	(883.58)	2.47	2.47	3.01
MORGAN STANLEY CORP NOTES DTD 04/21/2016 2.500% 04/21/2021		61746BEA0	1,265,000.00	JPMCHASE		97.97	1,239,362.25	(47,155.40)	(38,100.44)	2.51	2.51	3.31
AMERICAN EXPRESS CREDIT (CALLABLE) NOTES DTD 03/03/2017 2.700% 03/03/2022		0258M0EG0	700,000.00	CITIGRP	01/31/22	97.70	683,890.90	(2,074.10)	(3,450.38)	3.28	3.27	3.40
HOME DEPOT INC CORP NOTES DTD 04/05/2013 2.700% 04/01/2023		437076AZ5	700,000.00	GOLDMAN		98.14	687,009.40	239.40	(758.09)	4.22	4.22	3.14
<b>Security Type Sub-Total</b>			<b>12,610,000.00</b>				<b>12,413,908.85</b>	<b>(197,165.55)</b>	<b>(190,716.05)</b>	<b>2.24</b>	<b>2.24</b>	<b>3.01</b>
<b>Commercial Paper</b>												
MUFG BANK LTD/NY COMM PAPER DTD 01/26/2018 0.000% 10/23/2018		06538CKP5	1,000,000.00	BTM		99.69	996,911.00	12,148.50	(99.00)	0.14	0.14	2.10
<b>Security Type Sub-Total</b>			<b>1,000,000.00</b>				<b>996,911.00</b>	<b>12,148.50</b>	<b>(99.00)</b>	<b>0.14</b>	<b>0.14</b>	<b>2.10</b>



**Managed Account Fair Market Value & Analytics**

For the Month Ending **August 31, 2018**

**CITY OF PASO ROBLES INVESTMENT PORTFOLIO - 69330010**

<b>Security Type/Description</b> <b>Dated Date/Coupon/Maturity</b>	<b>CUSIP</b>	<b>Par</b>	<b>Broker</b>	<b>Next Call Date</b>	<b>Market Price</b>	<b>Market Value</b>	<b>Unreal G/L On Cost</b>	<b>Unreal G/L Amort Cost</b>	<b>Effective Duration</b>	<b>Duration to Worst at Mkt</b>	<b>YTM</b>
<b>Certificate of Deposit</b>											
BANK OF NOVA SCOTIA HOUSTON LT CD DTD 04/06/2017 1.910% 04/05/2019	06417GUE6	1,225,000.00	MERRILL		99.67	1,220,978.33	(4,021.67)	(4,021.67)	0.59	0.59	2.40
SUMITOMO MITSUI BANK NY CD DTD 05/04/2017 2.050% 05/03/2019	86563YVNO	1,225,000.00	JPM_CHAS		99.79	1,222,407.90	(2,592.10)	(2,592.10)	0.66	0.66	2.29
SKANDINAV ENSKILDA BANKEN NY CD DTD 08/04/2017 1.840% 08/02/2019	83050FXT3	1,000,000.00	BARCLAYS		99.34	993,365.00	(6,245.00)	(6,455.54)	0.90	0.90	2.52
MUFG BANK LTD/NY CERT DEPOS DTD 09/27/2017 2.070% 09/25/2019	06539RGM3	550,000.00	MITSU		99.18	545,494.40	(4,505.60)	(4,505.60)	1.06	1.06	0.89
NORDEA BANK AB NY CD DTD 02/22/2018 2.720% 02/20/2020	65590ASN7	1,040,000.00	GOLDMAN		99.61	1,035,910.72	(4,089.28)	(4,089.28)	1.43	1.43	3.00
UBS AG STAMFORD CT LT CD DTD 03/06/2018 2.900% 03/02/2020	90275DHG8	1,045,000.00	UBS		100.36	1,048,794.40	3,794.40	3,794.40	1.44	1.44	2.69
BANK OF MONTREAL CHICAGO CERT DEPOS DTD 08/03/2018 3.190% 08/03/2020	06370REU9	1,200,000.00	BMO		100.01	1,200,124.80	124.80	124.80	1.86	1.86	3.20
SWEDBANK (NEW YORK) CERT DEPOS DTD 11/17/2017 2.270% 11/16/2020	87019U6D6	1,150,000.00	MERRILL		98.13	1,128,546.75	(21,453.25)	(21,453.25)	2.12	2.12	3.18
<b>Security Type Sub-Total</b>		<b>8,435,000.00</b>				<b>8,395,622.30</b>	<b>(38,987.70)</b>	<b>(39,198.24)</b>	<b>1.27</b>	<b>1.27</b>	<b>2.63</b>
<b>Managed Account Sub-Total</b>		<b>60,590,000.00</b>				<b>59,297,874.60</b>	<b>(909,940.15)</b>	<b>(958,537.93)</b>	<b>2.45</b>	<b>2.45</b>	<b>2.75</b>
<b>Securities Sub-Total</b>		<b>\$60,590,000.00</b>				<b>\$59,297,874.60</b>	<b>(\$909,940.15)</b>	<b>(\$958,537.93)</b>	<b>2.45</b>	<b>2.45</b>	<b>2.75%</b>
<b>Accrued Interest</b>						<b>\$338,855.32</b>					
<b>Total Investments</b>						<b>\$59,636,729.92</b>					



## Managed Account Security Transactions & Interest

For the Month Ending **August 31, 2018**

### CITY OF PASO ROBLES INVESTMENT PORTFOLIO - 69330010

Transaction Type		Security Description	CUSIP	Par	Principal Proceeds	Accrued Interest	Total	Realized G/L Cost	Realized G/L Amort Cost	Sale Method
Trade	Settle									
<b>BUY</b>										
08/01/18	08/03/18	BANK OF MONTREAL CHICAGO CERT DEPOS DTD 08/03/2018 3.190% 08/03/2020	06370REU9	1,200,000.00	(1,200,000.00)	0.00	(1,200,000.00)			
<b>Transaction Type Sub-Total</b>				<b>1,200,000.00</b>	<b>(1,200,000.00)</b>	<b>0.00</b>	<b>(1,200,000.00)</b>			
<b>INTEREST</b>										
08/01/18	08/01/18	BRANCH BANKING & TRUST (CALLABLE) NOTES DTD 10/26/2017 2.150% 02/01/2021	05531FAZ6	285,000.00	0.00	3,063.75	3,063.75			
08/02/18	08/02/18	SKANDINAV ENSKILDA BANKEN NY CD DTD 08/04/2017 1.840% 08/02/2019	83050FXT3	1,000,000.00	0.00	9,251.11	9,251.11			
08/09/18	08/09/18	APPLE INC BONDS DTD 02/09/2015 1.550% 02/07/2020	037833AX8	2,000,000.00	0.00	15,500.00	15,500.00			
08/12/18	08/12/18	THE WALT DISNEY CORP DTD 01/08/2016 2.300% 02/12/2021	25468PDJ2	700,000.00	0.00	8,050.00	8,050.00			
08/17/18	08/17/18	FNMA NOTES DTD 08/19/2016 1.250% 08/17/2021	3135G0N82	1,700,000.00	0.00	10,625.00	10,625.00			
08/20/18	08/20/18	NORDEA BANK AB NY CD DTD 02/22/2018 2.720% 02/20/2020	65590ASN7	1,040,000.00	0.00	13,986.84	13,986.84			
08/28/18	08/28/18	FNMA NOTES DTD 02/28/2017 1.500% 02/28/2020	3135G0T29	495,000.00	0.00	3,712.50	3,712.50			
<b>Transaction Type Sub-Total</b>				<b>7,220,000.00</b>	<b>0.00</b>	<b>64,189.20</b>	<b>64,189.20</b>			
<b>SELL</b>										
08/01/18	08/03/18	US TREASURY NOTES DTD 06/30/2015 1.625% 06/30/2020	912828XH8	1,225,000.00	1,201,169.92	1,839.16	1,203,009.08	(25,265.63)	(24,604.64)	FIFO
<b>Transaction Type Sub-Total</b>				<b>1,225,000.00</b>	<b>1,201,169.92</b>	<b>1,839.16</b>	<b>1,203,009.08</b>	<b>(25,265.63)</b>	<b>(24,604.64)</b>	
<b>Managed Account Sub-Total</b>					<b>1,169.92</b>	<b>66,028.36</b>	<b>67,198.28</b>	<b>(25,265.63)</b>	<b>(24,604.64)</b>	
<b>Total Security Transactions</b>					<b>\$1,169.92</b>	<b>\$66,028.36</b>	<b>\$67,198.28</b>	<b>(\$25,265.63)</b>	<b>(\$24,604.64)</b>	



## Managed Account Summary Statement

For the Month Ending **August 31, 2018**

### CITY OF PASO ROBLES SHORT TERM FUNDS - 69330020

#### Transaction Summary - Managed Account

<b>Opening Market Value</b>	<b>\$4,979,766.00</b>
Maturities/Calls	(1,000,000.00)
Principal Dispositions	0.00
Principal Acquisitions	987,782.50
Unsettled Trades	0.00
Change in Current Value	9,807.50
<b>Closing Market Value</b>	<b>\$4,977,356.00</b>

#### Cash Transactions Summary - Managed Account

Maturities/Calls	1,000,000.00
Sale Proceeds	0.00
Coupon/Interest/Dividend Income	0.00
Principal Payments	0.00
Security Purchases	(987,782.50)
Net Cash Contribution	(12,217.50)
Reconciling Transactions	0.00

#### Earnings Reconciliation (Cash Basis) - Managed Account

Interest/Dividends/Coupons Received	0.00
Less Purchased Interest Related to Interest/Coupons	0.00
Plus Net Realized Gains/Losses	11,172.78
<b>Total Cash Basis Earnings</b>	<b>\$11,172.78</b>

#### Cash Balance

<b>Closing Cash Balance</b>	<b>\$0.00</b>
-----------------------------	---------------

#### Earnings Reconciliation (Accrual Basis)

	<b>Total</b>
Ending Amortized Value of Securities	4,976,120.82
Ending Accrued Interest	0.00
Plus Proceeds from Sales	0.00
Plus Proceeds of Maturities/Calls/Principal Payments	1,000,000.00
Plus Coupons/Dividends Received	0.00
Less Cost of New Purchases	(987,782.50)
Less Beginning Amortized Value of Securities	(4,978,360.55)
Less Beginning Accrued Interest	0.00
<b>Total Accrual Basis Earnings</b>	<b>\$9,977.77</b>







### Managed Account Issuer Summary


For the Month Ending **August 31, 2018**

CITY OF PASO ROBLES SHORT TERM FUNDS - 69330020

#### Issuer Summary

<b>Issuer</b>	<b>Market Value of Holdings</b>	<b>Percent</b>
BNP PARIBAS	1,992,798.00	40.04
CREDIT AGRICOLE SA	1,996,702.00	40.11
MITSUBISHI UFJ FINANCIAL GROUP INC	987,856.00	19.85
<b>Total</b>	<b>\$4,977,356.00</b>	<b>100.00%</b>

#### Credit Quality (S&P Ratings)





**Managed Account Detail of Securities Held**

For the Month Ending **August 31, 2018**

**CITY OF PASO ROBLES SHORT TERM FUNDS - 69330020**

<b>Security Type/Description Dated Date/Coupon/Maturity</b>	<b>CUSIP</b>	<b>Par</b>	<b>S&amp;P Rating</b>	<b>Moody's Rating</b>	<b>Trade Date</b>	<b>Settle Date</b>	<b>Original Cost</b>	<b>YTM at Cost</b>	<b>Accrued Interest</b>	<b>Amortized Cost</b>	<b>Market Value</b>
<b>Commercial Paper</b>											
CREDIT AGRICOLE CIB NY COMM PAPER DTD 04/06/2018 0.000% 10/01/2018	22533UK10	2,000,000.00	A-1	P-1	05/02/18	05/04/18	1,980,500.00	2.36	0.00	1,996,100.00	1,996,702.00
BNP PARIBAS NY BRANCH COMM PAPER DTD 04/20/2018 0.000% 11/01/2018	09659CL14	2,000,000.00	A-1	P-1	05/02/18	05/04/18	1,976,168.33	2.40	0.00	1,991,968.32	1,992,798.00
MUFG BANK LTD/NY COMM PAPER DTD 05/31/2018 0.000% 02/25/2019	62479MPR8	1,000,000.00	A-1	P-1	08/28/18	08/28/18	987,782.50	2.46	0.00	988,052.50	987,856.00
<b>Security Type Sub-Total</b>		<b>5,000,000.00</b>					<b>4,944,450.83</b>	<b>2.40</b>	<b>0.00</b>	<b>4,976,120.82</b>	<b>4,977,356.00</b>
<b>Managed Account Sub-Total</b>		<b>5,000,000.00</b>					<b>4,944,450.83</b>	<b>2.40</b>	<b>0.00</b>	<b>4,976,120.82</b>	<b>4,977,356.00</b>
<b>Securities Sub-Total</b>		<b>\$5,000,000.00</b>					<b>\$4,944,450.83</b>	<b>2.40%</b>	<b>\$0.00</b>	<b>\$4,976,120.82</b>	<b>\$4,977,356.00</b>
<b>Accrued Interest</b>											<b>\$0.00</b>
<b>Total Investments</b>											<b>\$4,977,356.00</b>



**Managed Account Fair Market Value & Analytics**

For the Month Ending **August 31, 2018**

**CITY OF PASO ROBLES SHORT TERM FUNDS - 69330020**

<b>Security Type/Description</b> <b>Dated Date/Coupon/Maturity</b>	<b>CUSIP</b>	<b>Par</b>	<b>Broker</b>	<b>Next Call Date</b>	<b>Market Price</b>	<b>Market Value</b>	<b>Unreal G/L On Cost</b>	<b>Unreal G/L Amort Cost</b>	<b>Effective Duration</b>	<b>Duration to Worst at Mkt</b>	<b>YTM</b>
<b>Commercial Paper</b>											
CREDIT AGRICOLE CIB NY COMM PAPER DTD 04/06/2018 0.000% 10/01/2018	22533UK10	2,000,000.00	CREDAG		99.84	1,996,702.00	16,202.00	602.00	0.08	0.08	1.92
BNP PARIBAS NY BRANCH COMM PAPER DTD 04/20/2018 0.000% 11/01/2018	09659CL14	2,000,000.00	BNP_PARI		99.64	1,992,798.00	16,629.67	829.68	0.17	0.17	2.10
MUFG BANK LTD/NY COMM PAPER DTD 05/31/2018 0.000% 02/25/2019	62479MPR8	1,000,000.00	MITSU		98.79	987,856.00	73.50	(196.50)	0.48	0.48	2.49
<b>Security Type Sub-Total</b>		<b>5,000,000.00</b>				<b>4,977,356.00</b>	<b>32,905.17</b>	<b>1,235.18</b>	<b>0.20</b>	<b>0.20</b>	<b>2.10</b>
<b>Managed Account Sub-Total</b>		<b>5,000,000.00</b>				<b>4,977,356.00</b>	<b>32,905.17</b>	<b>1,235.18</b>	<b>0.20</b>	<b>0.20</b>	<b>2.10</b>
<b>Securities Sub-Total</b>		<b>\$5,000,000.00</b>				<b>\$4,977,356.00</b>	<b>\$32,905.17</b>	<b>\$1,235.18</b>	<b>0.20</b>	<b>0.20</b>	<b>2.10%</b>
<b>Accrued Interest</b>						<b>\$0.00</b>					
<b>Total Investments</b>						<b>\$4,977,356.00</b>					



**Managed Account Security Transactions & Interest**

For the Month Ending **August 31, 2018**

**CITY OF PASO ROBLES SHORT TERM FUNDS - 69330020**

Transaction Type		Security Description	CUSIP	Par	Principal Proceeds	Accrued Interest	Total	Realized G/L Cost	Realized G/L Amort Cost	Sale Method
Trade	Settle									
<b>BUY</b>										
08/28/18	08/28/18	MUFG BANK LTD/NY COMM PAPER DTD 05/31/2018 0.000% 02/25/2019	62479MPR8	1,000,000.00	(987,782.50)	0.00	(987,782.50)			
<b>Transaction Type Sub-Total</b>				<b>1,000,000.00</b>	<b>(987,782.50)</b>	<b>0.00</b>	<b>(987,782.50)</b>			
<b>MATURITY</b>										
08/27/18	08/27/18	MUFG BANK LTD/NY COMM PAPER DTD 02/26/2018 0.000% 08/27/2018	06538CHT1	1,000,000.00	1,000,000.00	0.00	1,000,000.00	11,172.78	0.00	
<b>Transaction Type Sub-Total</b>				<b>1,000,000.00</b>	<b>1,000,000.00</b>	<b>0.00</b>	<b>1,000,000.00</b>	<b>11,172.78</b>	<b>0.00</b>	
<b>Managed Account Sub-Total</b>					<b>12,217.50</b>	<b>0.00</b>	<b>12,217.50</b>	<b>11,172.78</b>	<b>0.00</b>	
<b>Total Security Transactions</b>					<b>\$12,217.50</b>	<b>\$0.00</b>	<b>\$12,217.50</b>	<b>\$11,172.78</b>	<b>\$0.00</b>	



**Paso 2019  
Maturing Investments  
Sorted by Fund  
August 31, 2018 - December 31, 9999**

City of Paso Robles  
821 Pine Street, Suite A  
Paso Robles, CA Paso Robles,  
(805)305-0151

Maturity Date	CUSIP	Investment #	Fund	Security Type	Issuer	Dealer	Dealer's Phone Number	Maturity Par Value	Stated Rate	Comments
10/01/2018	22533UK10	11069	100	ACP	Credit Agricole CIB NY	PFM		2,000,000.00	2.340	
<b>October 2018 Subtotal</b>								<b>2,000,000.00</b>		
11/01/2018	09659CL14	11068	100	ACP	BNP Paribas NY	PFM		2,000,000.00	2.370	
<b>November 2018 Subtotal</b>								<b>2,000,000.00</b>		
02/25/2019	62479MPR8	11073	100	ACP	MUFG Bank LTD NY	PFM		1,000,000.00	2.430	
<b>February 2019 Subtotal</b>								<b>1,000,000.00</b>		
04/05/2019	06417GUE6	10976	100	BCD	Bank of Nova Scotia	PFM		1,225,000.00	1.910	
<b>April 2019 Subtotal</b>								<b>1,225,000.00</b>		
05/03/2019	86563YVNO	11030	100	NCB	Sumitomo Mitsui Bank	PFM		1,225,000.00	2.050	
05/17/2019	459200JE2	10928	100	MC1	IBM	PFM		995,000.00	1.800	
<b>May 2019 Subtotal</b>								<b>2,220,000.00</b>		
08/02/2019	83050FXT3	11038	100	NCB	Skandianav Enskilda Bk	PFM		1,000,000.00	1.840	
<b>August 2019 Subtotal</b>								<b>1,000,000.00</b>		
09/25/2019	06539RGM3	11025	100	BCD	Bank of Tokoyo Mitsubishi	PFM		550,000.00	2.070	
<b>September 2019 Subtotal</b>								<b>550,000.00</b>		
01/17/2020	3137EAE5	10973	100	FAC	Federal Home Loan Mtg Corp	PFM		1,350,000.00	1.500	
01/31/2020	912828UL2	10993	100	TRC	U.S. Treasury	PFM		495,000.00	1.375	
<b>January 2020 Subtotal</b>								<b>1,845,000.00</b>		
02/07/2020	037833AX8	10887	100	MTN	Apple, Inc	GS		2,000,000.00	1.550	
02/20/2020	65590ASN7	11052	100	BCD	Nordea Bank of New York	PFM		1,040,000.00	2.720	
02/28/2020	3135G0T29	10970	100	FAC	Federal National Mtg Assn	PFM		495,000.00	1.500	
<b>February 2020 Subtotal</b>								<b>3,535,000.00</b>		
03/02/2020	90275DHG8	11054	100	BCD	UBS Finance Delaware	PFM		1,045,000.00	2.900	
03/31/2020	912828UV0	11043	100	TRC	U.S. Treasury	PFM		935,000.00	1.125	
<b>March 2020 Subtotal</b>								<b>1,980,000.00</b>		

**Paso 2019**  
**Maturing Investments**  
**Sorted by Fund**

Maturity Date	CUSIP	Investment #	Fund	Security Type	Issuer	Dealer	Dealer's Phone Number	Maturity Par Value	Stated Rate	Comments
06/30/2020	912828XH8	10947	100	TRC	U.S. Treasury	PFM		2,535,000.00	1.625	
<b>June 2020 Subtotal</b>								<b>2,535,000.00</b>		
07/30/2020	3135G0T60	10985	100	FAC	Federal National Mtg Assn	PFM		1,000,000.00	1.500	
<b>July 2020 Subtotal</b>								<b>1,000,000.00</b>		
08/03/2020	06370REU9	11071	100	NCB	Bank of Montreal	PFM		1,200,000.00	3.190	
<b>August 2020 Subtotal</b>								<b>1,200,000.00</b>		
09/28/2020	3130ACE26	11020	100	FAC	Federal Home Loan Bank	PFM		1,350,000.00	1.375	
<b>September 2020 Subtotal</b>								<b>1,350,000.00</b>		
10/31/2020	912828WC0	10900	100	TRC	U.S. Treasury	PFM		1,000,000.00	1.750	
10/31/2020	912828WC0	10902	100	TRC	U.S. Treasury	PFM		2,000,000.00	1.750	
<b>October 2020 Subtotal</b>								<b>3,000,000.00</b>		
11/16/2020	87019U6D6	11016	100	BCD	Swedbank (New York)	PFM		1,150,000.00	2.270	
11/27/2020	06406HDF3	10929	100	MTN	Bank of New York Mellon	PFM		985,000.00	2.450	
<b>November 2020 Subtotal</b>								<b>2,135,000.00</b>		
02/01/2021	0531FAZ6	11051	100	MTN	BB&T Corp	PFM		285,000.00	2.150	
02/12/2021	25468PDJ2	11059	100	MTN	Walt Disney Co.	PFM		700,000.00	2.300	
<b>February 2021 Subtotal</b>								<b>985,000.00</b>		
03/01/2021	SYS11007	11007	100	MC1	JPMorgan Chase	PFM		965,000.00	2.550	
03/04/2021	949746RS2	10933	100	MTN	Wells Fargo & Company	PFM		1,315,000.00	2.500	
03/15/2021	084670BQ0	10957	100	MTN	Berkshire Hathaway	PFM		2,000,000.00	2.200	
<b>March 2021 Subtotal</b>								<b>4,280,000.00</b>		
04/13/2021	89236TEU5	11062	100	MTN	Toyota Motor Corp	PFM		700,000.00	2.950	
04/13/2021	3135G0U27	11066	100	FAC	Federal National Mtg Assn	PFM		1,050,000.00	2.500	
04/21/2021	61746BEA0	10942	100	MTN	Morgan Stanley Dean Witter	PFM		1,265,000.00	2.500	
04/30/2021	912828Q78	10964	100	TRC	U.S. Treasury	PFM		885,000.00	1.375	
04/30/2021	912828Q78	11050	100	TRC	U.S. Treasury	PFM		2,000,000.00	1.375	
<b>April 2021 Subtotal</b>								<b>5,900,000.00</b>		
08/17/2021	3135G0N82	10945	100	FAC	Federal National Mtg Assn	PFM		1,700,000.00	1.250	
<b>August 2021 Subtotal</b>								<b>1,700,000.00</b>		
10/31/2021	912828F96	10975	100	TRC	U.S. Treasury	PFM		2,945,000.00	2.000	
<b>October 2021 Subtotal</b>								<b>2,945,000.00</b>		

**Paso 2019**  
**Maturing Investments**  
**Sorted by Fund**

Maturity Date	CUSIP	Investment #	Fund	Security Type	Issuer	Dealer	Dealer's Phone Number	Maturity Par Value	Stated Rate	Comments
11/30/2021	912828U65	11014	100	TRC	U.S. Treasury	PFM		1,000,000.00	1.750	
<b>November 2021 Subtotal</b>								<b>1,000,000.00</b>		
01/05/2022	3135G0S38	10958	100	FAC	Federal National Mtg Assn	PFM		2,000,000.00	2.000	
01/05/2022	3135G0S38	10979	100	FAC	Federal National Mtg Assn	PFM		1,660,000.00	2.000	
01/31/2022	912828V72	10982	100	TRC	U.S. Treasury	PFM		1,060,000.00	1.875	
01/31/2022	912828H86	11060	100	TRC	U.S. Treasury	PFM		1,700,000.00	1.500	
<b>January 2022 Subtotal</b>								<b>6,420,000.00</b>		
03/03/2022	0258M0EG0	11057	100	MTN	American Express Credit	PFM		700,000.00	2.700	
03/31/2022	912828W89	11021	100	TRC	U.S. Treasury	PFM		1,340,000.00	1.875	
03/31/2022	912828W89	11074	100	TRC	U.S. Treasury	PFM		1,015,000.00	1.875	
<b>March 2022 Subtotal</b>								<b>3,055,000.00</b>		
04/05/2022	3135G0T45	10978	100	FAC	Federal National Mtg Assn	PFM		1,685,000.00	1.875	
<b>April 2022 Subtotal</b>								<b>1,685,000.00</b>		
05/31/2022	912828XR6	11039	100	TRC	U.S. Treasury	PFM		1,000,000.00	1.750	
<b>May 2022 Subtotal</b>								<b>1,000,000.00</b>		
07/31/2022	912828XQ8	11002	100	TRC	U.S. Treasury	PFM		920,000.00	2.000	
<b>July 2022 Subtotal</b>								<b>920,000.00</b>		
09/30/2022	912828L57	100	100	TRC	U.S. Treasury			1,955,000.00	1.750	
09/30/2022	912828L57	11011	100	TRC	U.S. Treasury	PFM		1,010,000.00	1.750	
09/30/2022	912828L57	11015	100	TRC	U.S. Treasury	PFM		860,000.00	1.750	
09/30/2022	912828L57	11017	100	TRC	U.S. Treasury	PFM		1,615,000.00	1.750	
<b>September 2022 Subtotal</b>								<b>5,440,000.00</b>		
10/31/2022	9128283C2	11067	100	TRC	U.S. Treasury	PFM		1,000,000.00	2.000	
<b>October 2022 Subtotal</b>								<b>1,000,000.00</b>		
04/01/2023	437076AZ5	11058	100	MTN	Home Depot	PFM		700,000.00	2.700	
<b>April 2023 Subtotal</b>								<b>700,000.00</b>		
<b>Total</b>								<b>65,605,000.00</b>		



Local Agency Investment Fund  
 P.O. Box 942809  
 Sacramento, CA 94209-0001  
 (916) 653-3001

[www.treasurer.ca.gov/pmia-laif/laif.asp](http://www.treasurer.ca.gov/pmia-laif/laif.asp)  
 September 06, 2018

CITY OF PASO ROBLES

CITY TREASURER  
 821 PINE STREET, SUITE A  
 PASO ROBLES, CA 93446

**PMIA Average Monthly Yields**

**Account Number:**  
 98-40-271

Tran Type Definitions

August 2018 Statement

Effective Date	Transaction Date	Tran Type	Confirm Number	Authorized Caller	Amount
8/2/2018	8/2/2018	RW	1581028	MICHAEL J. COMPTON	-300,000.00
8/14/2018	8/13/2018	RD	1581742	MICHAEL J. COMPTON	900,000.00
8/15/2018	8/14/2018	RD	1581831	MICHAEL J. COMPTON	400,000.00
8/17/2018	8/16/2018	RD	1582058	MICHAEL J. COMPTON	4,800,000.00
8/20/2018	8/17/2018	RW	1582144	MICHAEL J. COMPTON	-1,737,868.60
8/22/2018	8/21/2018	RD	1582297	MICHAEL J. COMPTON	850,000.00
8/22/2018	8/22/2018	RD	1582334	MICHAEL J. COMPTON	850,000.00
8/27/2018	8/24/2018	RW	1582610	MICHAEL J. COMPTON	-2,100,000.00

**Account Summary**

Total Deposit:	7,800,000.00	Beginning Balance:	4,437,868.60
Total Withdrawal:	-4,137,868.60	Ending Balance:	8,100,000.00