



Memorandum

To: City Council

Cc: Thomas Frutchey, City Manager
Executive Managers

From: Mike Compton, City Treasurer

Subject: Monthly Treasurer's Report – September 2018

Date: October 13, 2018

This report presents the City's investment portfolio as of September, 2018. It includes all investments managed by the City except funds held by various City's trustees; i.e. bond reserve funds, deferred compensation plans, Section 115 Trust plan and other post-retirement benefit funds. This report does include funds under management by PFM Asset Management LLC (PFM). The investment portfolio is in compliance with all State laws.

Funds under management by PFM do not include bank cash accounts nor money market accounts or funds held in the Local Agency Investment Fund (LAIF) managed by State of California Treasurer's Office. Thus, the PFM report attached herein does not reflect these balances. In order to fully report all funds on hand at month end, the first page included herein reflects all the liquidity funds held and managed by the City.

With regards to the PFM Report, it contains two components; the long-term portfolio #69330010 and the short-term portfolio #69330020. PFM's reported 'yield to maturity at market' on the long-term portfolio of 2.93% as compared to last month's 2.75%. The short-term portfolio was 1.99% as compared to last month's 2.10%.

Total Funds on Hand at September 30, 2018 included the following:

Liquidity Funds (PPB + LAIF + PPB-MM)	\$ 12,464,477
PFM Long Term (less than 5 years @ par)	\$60,605,000
PFM Short Term (less than 1 year @ par)	<u>\$ 5,000,000</u>
Total Portfolio	<u>\$78,069,477</u>

I hereby certify that the City's investment portfolio provides sufficient liquidity to meet the City's cash flow requirements for the next six months.

Please don't hesitate to contact me should you have any questions and/or concerns.

Michael J. Compton, City Treasurer

PORTFOLIO LIQUIDITY REPORT - September, 2018

<u>Issuer</u>	<u>Purchase Date</u>	<u>Par Value</u>	<u>Market Value</u>	<u>Book Value</u>	<u>Coupon Rate</u>
LAIF	N/A	\$ 8,300,000.00	\$ 8,300,000.00	\$ 8,300,000.00	2.063
PPB - Money Market #1	06/23/2017	\$ 1,000,369.95	\$ 1,000,369.95	\$ 1,000,369.95	0.400
PPB - Money Market #2	12/1/2017	\$ 3,005,172.66	\$ 3,005,172.66	\$ 3,005,172.66	1.954
PPB - Checking	N/A	<u>\$ 158,934.75</u>	<u>\$ 158,934.75</u>	<u>\$ 158,934.75</u>	N/A
Total All Liquidity Funds		<u>\$ 12,464,477.36</u>	<u>\$ 12,464,477.36</u>	<u>\$ 12,464,477.36</u>	



Managed Account Summary Statement

For the Month Ending **September 30, 2018**

CITY OF PASO ROBLES INVESTMENT PORTFOLIO - 69330010

Transaction Summary - Managed Account

Opening Market Value	\$59,297,874.60
Maturities/Calls	0.00
Principal Dispositions	(997,206.11)
Principal Acquisitions	984,787.89
Unsettled Trades	0.00
Change in Current Value	(194,812.21)
Closing Market Value	\$59,090,644.17

Cash Transactions Summary - Managed Account

Maturities/Calls	0.00
Sale Proceeds	997,206.11
Coupon/Interest/Dividend Income	171,210.75
Principal Payments	0.00
Security Purchases	(993,055.56)
Net Cash Contribution	(175,361.30)
Reconciling Transactions	0.00

Earnings Reconciliation (Cash Basis) - Managed Account

Interest/Dividends/Coupons Received	171,210.75
Less Purchased Interest Related to Interest/Coupons	(8,267.67)
Plus Net Realized Gains/Losses	12,443.61
Total Cash Basis Earnings	\$175,386.69

Cash Balance

Closing Cash Balance **\$0.00**

Earnings Reconciliation (Accrual Basis)

	Total
Ending Amortized Value of Securities	60,252,657.39
Ending Accrued Interest	272,335.53
Plus Proceeds from Sales	997,206.11
Plus Proceeds of Maturities/Calls/Principal Payments	0.00
Plus Coupons/Dividends Received	171,210.75
Less Cost of New Purchases	(993,055.56)
Less Beginning Amortized Value of Securities	(60,256,412.53)
Less Beginning Accrued Interest	(338,855.32)
Total Accrual Basis Earnings	\$105,086.37



Portfolio Summary and Statistics

For the Month Ending **September 30, 2018**

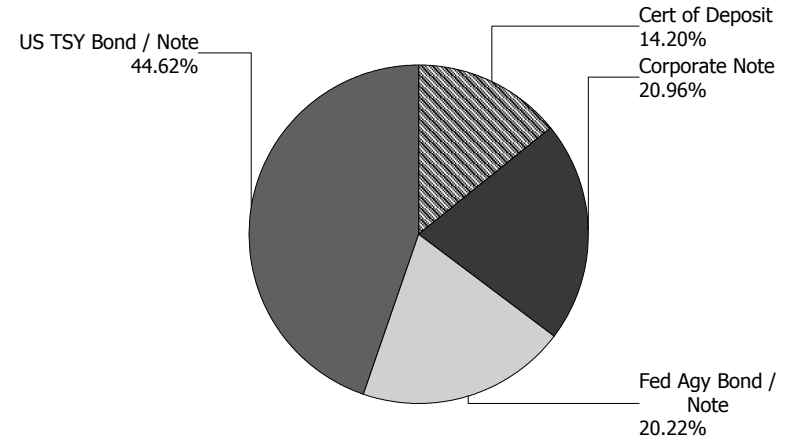
CITY OF PASO ROBLES INVESTMENT PORTFOLIO - 69330010

Account Summary

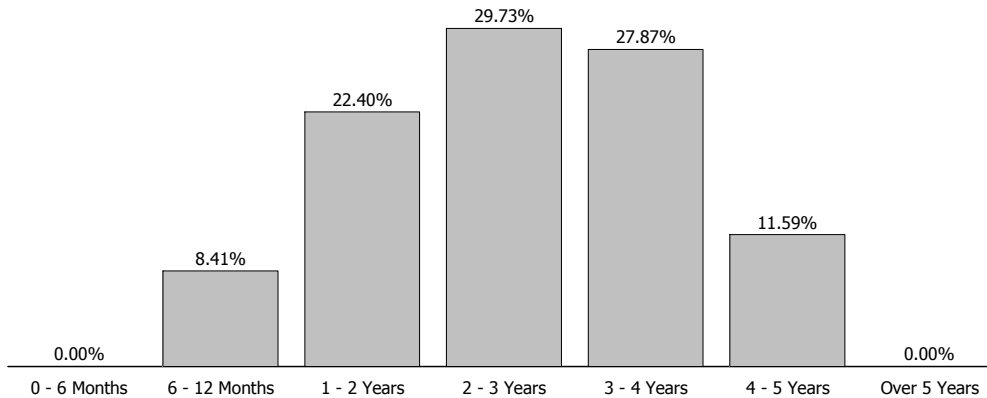
Description	Par Value	Market Value	Percent
U.S. Treasury Bond / Note	27,270,000.00	26,364,891.87	44.62
Federal Agency Bond / Note	12,290,000.00	11,947,733.61	20.22
Corporate Note	12,610,000.00	12,387,442.25	20.96
Certificate of Deposit	8,435,000.00	8,390,576.44	14.20
Managed Account Sub-Total	60,605,000.00	59,090,644.17	100.00%
Accrued Interest		272,335.53	
Total Portfolio	60,605,000.00	59,362,979.70	

Unsettled Trades **0.00** **0.00**

Sector Allocation



Maturity Distribution



Characteristics

Yield to Maturity at Cost	2.12%
Yield to Maturity at Market	2.93%
Duration to Worst	2.43
Weighted Average Days to Maturity	927



Managed Account Issuer Summary

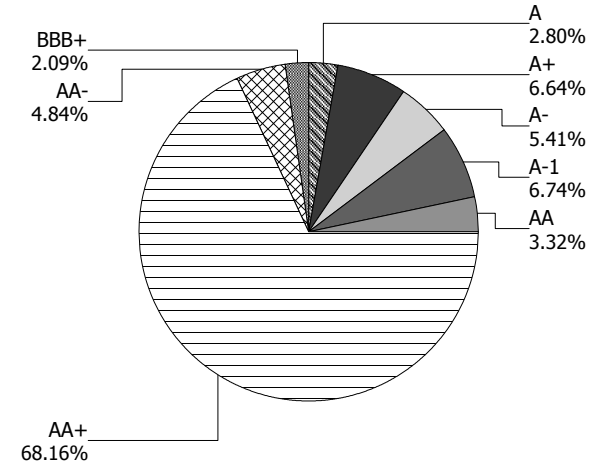
For the Month Ending **September 30, 2018**

CITY OF PASO ROBLES INVESTMENT PORTFOLIO - 69330010

Issuer Summary

Issuer	Market Value of Holdings	Percent
AMERICAN EXPRESS CO	682,031.00	1.15
APPLE INC	1,966,550.00	3.33
BANK OF MONTREAL	1,198,460.40	2.03
BANK OF NOVA SCOTIA	1,220,678.20	2.07
BB&T CORPORATION	278,164.85	0.47
BERKSHIRE HATHAWAY INC	1,961,088.00	3.32
FANNIE MAE	9,306,804.21	15.75
FEDERAL HOME LOAN BANKS	1,311,990.75	2.22
FREDDIE MAC	1,328,938.65	2.25
HOME DEPOT INC	683,738.30	1.16
IBM CORP	989,675.76	1.67
JP MORGAN CHASE & CO	947,682.11	1.60
MITSUBISHI UFJ FINANCIAL GROUP INC	545,483.95	0.92
MORGAN STANLEY	1,235,975.84	2.09
NORDEA BANK AB	1,035,703.76	1.75
SKANDINAVISKA ENSKILDA BANKEN AB	993,520.00	1.68
SUMITOMO MITSUI FINANCIAL GROUP INC	1,221,861.55	2.07
SWEDBANK AB	1,127,366.85	1.91
THE BANK OF NEW YORK MELLON CORPORATION	970,427.91	1.64
THE WALT DISNEY CORPORATION	687,416.10	1.16
TOYOTA MOTOR CORP	696,791.90	1.18
UBS AG	1,047,501.73	1.77
UNITED STATES TREASURY	26,364,891.87	44.63
WELLS FARGO & COMPANY	1,287,900.48	2.18
Total	\$59,090,644.17	100.00%

Credit Quality (S&P Ratings)





Managed Account Detail of Securities Held

For the Month Ending **September 30, 2018**

CITY OF PASO ROBLES INVESTMENT PORTFOLIO - 69330010

Security Type/Description Dated Date/Coupon/Maturity	CUSIP	Par	S&P Rating	Moody's Rating	Trade Date	Settle Date	Original Cost	YTM at Cost	Accrued Interest	Amortized Cost	Market Value
U.S. Treasury Bond / Note											
US TREASURY NOTES DTD 01/31/2013 1.375% 01/31/2020	912828UL2	495,000.00	AA+	Aaa	01/25/16	01/28/16	495,734.76	1.34	1,146.71	495,248.45	486,279.59
US TREASURY NOTES DTD 04/01/2013 1.125% 03/31/2020	912828UV0	935,000.00	AA+	Aaa	01/29/18	01/31/18	914,327.73	2.18	28.90	920,586.15	912,611.43
US TREASURY NOTES DTD 06/30/2015 1.625% 06/30/2020	912828XH8	2,535,000.00	AA+	Aaa	11/23/16	11/25/16	2,537,970.70	1.59	10,410.38	2,536,469.79	2,484,102.27
US TREASURY NOTES DTD 10/31/2013 1.750% 10/31/2020	912828WC0	1,000,000.00	AA+	Aaa	11/02/15	11/03/15	1,007,500.00	1.59	7,323.37	1,003,199.63	978,086.00
US TREASURY NOTES DTD 10/31/2013 1.750% 10/31/2020	912828WC0	2,000,000.00	AA+	Aaa	11/04/15	11/09/15	2,007,109.38	1.68	14,646.74	2,003,047.38	1,956,172.00
US TREASURY NOTES DTD 05/02/2016 1.375% 04/30/2021	912828Q78	885,000.00	AA+	Aaa	02/15/17	02/16/17	866,228.32	1.90	5,092.36	873,295.98	852,365.63
US TREASURY NOTES DTD 05/02/2016 1.375% 04/30/2021	912828O78	2,000,000.00	AA+	Aaa	01/29/18	01/31/18	1,939,765.63	2.34	11,508.15	1,951,749.14	1,926,250.00
US TREASURY NOTES DTD 10/31/2014 2.000% 10/31/2021	912828F96	2,945,000.00	AA+	Aaa	04/03/17	04/05/17	2,965,016.80	1.84	24,648.37	2,958,693.01	2,868,038.32
US TREASURY NOTES DTD 11/30/2016 1.750% 11/30/2021	912828U65	1,000,000.00	AA+	Aaa	11/02/17	11/03/17	993,906.25	1.91	5,881.15	995,231.54	965,391.00
US TREASURY NOTES DTD 01/31/2017 1.875% 01/31/2022	912828V72	1,060,000.00	AA+	Aaa	07/07/17	07/11/17	1,058,136.72	1.92	3,348.51	1,058,625.15	1,025,343.30
US TREASURY NOTES DTD 02/02/2015 1.500% 01/31/2022	912828H86	1,700,000.00	AA+	Aaa	04/04/18	04/06/18	1,637,046.88	2.52	4,296.20	1,644,798.16	1,624,496.20
US TREASURY NOTES DTD 03/31/2017 1.875% 03/31/2022	912828W89	1,015,000.00	AA+	Aaa	09/05/18	09/06/18	984,787.89	2.76	52.28	985,346.96	980,188.55
US TREASURY NOTES DTD 03/31/2017 1.875% 03/31/2022	912828W89	1,340,000.00	AA+	Aaa	01/04/18	01/08/18	1,321,313.28	2.22	69.02	1,324,424.30	1,294,042.02
US TREASURY NOTES DTD 05/31/2017 1.750% 05/31/2022	912828XR6	1,000,000.00	AA+	Aaa	01/29/18	01/31/18	970,820.31	2.46	5,881.15	975,122.82	959,609.00



Managed Account Detail of Securities Held

For the Month Ending **September 30, 2018**

CITY OF PASO ROBLES INVESTMENT PORTFOLIO - 69330010

Security Type/Description Dated Date/Coupon/Maturity	CUSIP	Par	S&P Rating	Moody's Rating	Trade Date	Settle Date	Original Cost	YTM at Cost	Accrued Interest	Amortized Cost	Market Value
U.S. Treasury Bond / Note											
US TREASURY NOTES DTD 07/31/2015 2.000% 07/31/2022	912828XQ8	920,000.00	AA+	Aaa	09/01/17	09/05/17	932,039.06	1.72	3,100.00	929,499.03	889,309.72
US TREASURY NOTES DTD 09/30/2015 1.750% 09/30/2022	912828L57	860,000.00	AA+	Aaa	11/16/17	11/17/17	847,267.97	2.07	41.35	849,459.14	821,803.96
US TREASURY NOTES DTD 09/30/2015 1.750% 09/30/2022	912828L57	1,010,000.00	AA+	Aaa	11/02/17	11/03/17	997,572.27	2.01	48.56	999,789.76	965,141.86
US TREASURY NOTES DTD 09/30/2015 1.750% 09/30/2022	912828L57	1,615,000.00	AA+	Aaa	12/01/17	12/05/17	1,585,538.87	2.15	77.64	1,590,363.50	1,543,271.39
US TREASURY NOTES DTD 09/30/2015 1.750% 09/30/2022	912828L57	1,955,000.00	AA+	Aaa	06/04/18	06/06/18	1,874,432.62	2.77	93.99	1,880,102.29	1,868,170.63
US TREASURY N/B NOTES DTD 10/31/2017 2.000% 10/31/2022	9128283C2	1,000,000.00	AA+	Aaa	05/02/18	05/04/18	967,031.25	2.79	8,369.57	969,862.91	964,219.00
Security Type Sub-Total		27,270,000.00					26,903,546.69	2.09	106,064.40	26,944,915.09	26,364,891.87
Federal Agency Bond / Note											
FREDDIE MAC NOTES DTD 01/17/2017 1.500% 01/17/2020	3137EAEE5	1,350,000.00	AA+	Aaa	04/03/17	04/05/17	1,349,946.00	1.50	4,162.50	1,349,978.98	1,328,938.65
FNMA NOTES DTD 02/28/2017 1.500% 02/28/2020	3135G0T29	495,000.00	AA+	Aaa	02/24/17	02/28/17	494,683.20	1.52	680.63	494,849.52	486,534.51
FNMA NOTES DTD 08/01/2017 1.500% 07/30/2020	3135G0T60	1,000,000.00	AA+	Aaa	08/02/17	08/03/17	997,840.00	1.57	2,541.67	998,666.73	977,240.00
FHLB NOTES DTD 09/08/2017 1.375% 09/28/2020	3130ACE26	1,350,000.00	AA+	Aaa	01/04/18	01/08/18	1,324,971.00	2.08	154.69	1,331,559.36	1,311,990.75
FANNIE MAE NOTES DTD 04/13/2018 2.500% 04/13/2021	3135G0U27	1,050,000.00	AA+	Aaa	04/12/18	04/13/18	1,048,099.50	2.56	12,250.00	1,048,385.80	1,039,321.50
FNMA NOTES DTD 08/19/2016 1.250% 08/17/2021	3135G0N82	1,700,000.00	AA+	Aaa	09/01/16	09/02/16	1,693,982.00	1.32	2,597.22	1,696,460.87	1,623,899.50
FANNIE MAE NOTES DTD 01/09/2017 2.000% 01/05/2022	3135G0S38	1,660,000.00	AA+	Aaa	06/27/17	06/29/17	1,670,756.80	1.85	7,931.11	1,667,856.18	1,612,079.12



Managed Account Detail of Securities Held

For the Month Ending **September 30, 2018**

CITY OF PASO ROBLES INVESTMENT PORTFOLIO - 69330010

Security Type/Description Dated Date/Coupon/Maturity	CUSIP	Par	S&P Rating	Moody's Rating	Trade Date	Settle Date	Original Cost	YTM at Cost	Accrued Interest	Amortized Cost	Market Value
Federal Agency Bond / Note											
FANNIE MAE NOTES DTD 01/09/2017 2.000% 01/05/2022	3135G0S38	2,000,000.00	AA+	Aaa	02/15/17	02/16/17	1,993,280.00	2.07	9,555.56	1,995,450.98	1,942,264.00
FANNIE MAE NOTES DTD 04/10/2017 1.875% 04/05/2022	3135G0T45	1,685,000.00	AA+	Aaa	06/27/17	06/29/17	1,685,050.55	1.87	15,445.83	1,685,046.17	1,625,465.58
Security Type Sub-Total		12,290,000.00					12,258,609.05	1.83	55,319.21	12,268,254.59	11,947,733.61
Corporate Note											
IBM CORP NOTES DTD 02/19/2016 1.800% 05/17/2019	459200JE2	995,000.00	A+	A1	02/29/16	03/03/16	997,407.90	1.72	6,666.50	995,480.38	989,675.76
APPLE INC BONDS DTD 02/09/2015 1.550% 02/07/2020	037833AX8	2,000,000.00	AA+	Aa1	05/28/15	05/28/15	1,973,138.00	1.85	4,477.78	1,992,039.74	1,966,550.00
BONY MELLON CORP NOTE (CALLABLE) DTD 11/27/2015 2.450% 11/27/2020	06406HDF3	985,000.00	A	A1	02/29/16	03/03/16	991,599.50	2.30	8,312.31	988,039.90	970,427.91
BRANCH BANKING & TRUST (CALLABLE) NOTES DTD 10/26/2017 2.150% 02/01/2021	05531FAZ6	285,000.00	A-	A2	10/23/17	10/26/17	284,868.90	2.17	1,021.25	284,902.42	278,164.85
THE WALT DISNEY CORP DTD 01/08/2016 2.300% 02/12/2021	25468PDJ2	700,000.00	A+	A2	04/04/18	04/06/18	690,599.00	2.79	2,191.39	692,162.37	687,416.10
JP MORGAN CHASE & CO CORP NT (CALLABLE) DTD 03/01/2016 2.550% 03/01/2021	46625HOJ2	965,000.00	A-	A3	08/15/17	08/18/17	975,277.25	2.23	2,050.63	972,035.93	947,682.11
WELLS FARGO CORP NOTES DTD 03/04/2016 2.500% 03/04/2021	949746RS2	1,315,000.00	A-	A2	06/15/16	06/20/16	1,341,931.20	2.04	2,465.63	1,329,208.89	1,287,900.48
BERKSHIRE HATHAWAY INC (CALLABLE) NOTES DTD 03/15/2016 2.200% 03/15/2021	084670BO0	2,000,000.00	AA	Aa2	02/15/17	02/21/17	1,997,280.00	2.24	1,955.56	1,998,337.12	1,961,088.00
TOYOTA MOTOR CREDIT CORP NOTES DTD 04/13/2018 2.950% 04/13/2021	89236TEU5	700,000.00	AA-	Aa3	04/10/18	04/13/18	699,720.00	2.96	9,636.67	699,761.97	696,791.90



Managed Account Detail of Securities Held

For the Month Ending **September 30, 2018**

CITY OF PASO ROBLES INVESTMENT PORTFOLIO - 69330010

Security Type/Description Dated Date/Coupon/Maturity	CUSIP	Par	S&P Rating	Moody's Rating	Trade Date	Settle Date	Original Cost	YTM at Cost	Accrued Interest	Amortized Cost	Market Value
Corporate Note											
MORGAN STANLEY CORP NOTES DTD 04/21/2016 2.500% 04/21/2021	61746BEA0	1,265,000.00	BBB+	A3	08/23/16	08/25/16	1,286,517.65	2.11	14,055.56	1,277,080.76	1,235,975.84
AMERICAN EXPRESS CREDIT (CALLABLE) NOTES DTD 03/03/2017 2.700% 03/03/2022	0258M0EG0	700,000.00	A-	A2	04/04/18	04/06/18	685,965.00	3.25	1,470.00	687,627.75	682,031.00
HOME DEPOT INC CORP NOTES DTD 04/05/2013 2.700% 04/01/2023	437076AZ5	700,000.00	A	A2	04/04/18	04/06/18	686,770.00	3.11	9,450.00	687,973.87	683,738.30
Security Type Sub-Total		12,610,000.00					12,611,074.40	2.28	63,753.28	12,604,651.10	12,387,442.25
Certificate of Deposit											
BANK OF NOVA SCOTIA HOUSTON LT CD DTD 04/06/2017 1.910% 04/05/2019	06417GUE6	1,225,000.00	A-1	P-1	04/05/17	04/06/17	1,225,000.00	1.91	11,633.76	1,225,000.00	1,220,678.20
SUMITOMO MITSUI BANK NY CD DTD 05/04/2017 2.050% 05/03/2019	86563YVNO	1,225,000.00	A-1	P-1	05/03/17	05/04/17	1,225,000.00	2.05	10,533.30	1,225,000.00	1,221,861.55
SKANDINAV ENSKILDA BANKEN NY CD DTD 08/04/2017 1.840% 08/02/2019	83050FXT3	1,000,000.00	A-1	P-1	08/03/17	08/04/17	999,610.00	1.85	3,066.67	999,836.61	993,520.00
MUFG BANK LTD/NY CERT DEPOS DTD 09/27/2017 2.070% 09/25/2019	06539RGM3	550,000.00	A-1	P-1	09/25/17	09/27/17	550,000.00	2.07	189.75	550,000.00	545,483.95
NORDEA BANK AB NY CD DTD 02/22/2018 2.720% 02/20/2020	65590ASN7	1,040,000.00	AA-	Aa3	02/20/18	02/22/18	1,040,000.00	2.72	3,221.69	1,040,000.00	1,035,703.76
UBS AG STAMFORD CT LT CD DTD 03/06/2018 2.900% 03/02/2020	90275DHG8	1,045,000.00	A+	Aa2	03/02/18	03/06/18	1,045,000.00	2.93	2,272.88	1,045,000.00	1,047,501.73
BANK OF MONTREAL CHICAGO CERT DEPOS DTD 08/03/2018 3.190% 08/03/2020	06370REU9	1,200,000.00	A+	Aa2	08/01/18	08/03/18	1,200,000.00	3.23	6,273.67	1,200,000.00	1,198,460.40
SWEDBANK (NEW YORK) CERT DEPOS DTD 11/17/2017 2.270% 11/16/2020	87019U6D6	1,150,000.00	AA-	Aa2	11/16/17	11/17/17	1,150,000.00	2.30	10,006.92	1,150,000.00	1,127,366.85
Security Type Sub-Total		8,435,000.00					8,434,610.00	2.40	47,198.64	8,434,836.61	8,390,576.44



Managed Account Detail of Securities Held

For the Month Ending **September 30, 2018**

CITY OF PASO ROBLES INVESTMENT PORTFOLIO - 69330010

Security Type/Description Dated Date/Coupon/Maturity	CUSIP	Par	S&P Rating	Moody's Rating	Trade Date	Settle Date	Original Cost	YTM at Cost	Accrued Interest	Amortized Cost	Market Value
Managed Account Sub-Total		60,605,000.00					60,207,840.14	2.12	272,335.53	60,252,657.39	59,090,644.17
Securities Sub-Total		\$60,605,000.00					\$60,207,840.14	2.12%	\$272,335.53	\$60,252,657.39	\$59,090,644.17
Accrued Interest											\$272,335.53
Total Investments											\$59,362,979.70



Managed Account Fair Market Value & Analytics

For the Month Ending **September 30, 2018**

CITY OF PASO ROBLES INVESTMENT PORTFOLIO - 69330010

Security Type/Description	Dated Date/Coupon/Maturity	CUSIP	Par	Broker	Next Call Date	Market Price	Market Value	Unreal G/L On Cost	Unreal G/L Amort Cost	Effective Duration	Duration to Worst at Mkt	YTM
U.S. Treasury Bond / Note												
US TREASURY NOTES	DTD 01/31/2013 1.375% 01/31/2020	912828UL2	495,000.00	MORGANST		98.24	486,279.59	(9,455.17)	(8,968.86)	1.31	1.31	2.73
US TREASURY NOTES	DTD 04/01/2013 1.125% 03/31/2020	912828UV0	935,000.00	CITIGRP		97.61	912,611.43	(1,716.30)	(7,974.72)	1.47	1.47	2.77
US TREASURY NOTES	DTD 06/30/2015 1.625% 06/30/2020	912828XH8	2,535,000.00	CITIGRP		97.99	2,484,102.27	(53,868.43)	(52,367.52)	1.70	1.70	2.81
US TREASURY NOTES	DTD 10/31/2013 1.750% 10/31/2020	912828WC0	1,000,000.00	CITIGRP		97.81	978,086.00	(29,414.00)	(25,113.63)	2.01	2.01	2.84
US TREASURY NOTES	DTD 10/31/2013 1.750% 10/31/2020	912828WC0	2,000,000.00	MORGANST		97.81	1,956,172.00	(50,937.38)	(46,875.38)	2.01	2.01	2.84
US TREASURY NOTES	DTD 05/02/2016 1.375% 04/30/2021	912828O78	885,000.00	MERRILL		96.31	852,365.63	(13,862.69)	(20,930.35)	2.50	2.50	2.87
US TREASURY NOTES	DTD 05/02/2016 1.375% 04/30/2021	912828Q78	2,000,000.00	CITIGRP		96.31	1,926,250.00	(13,515.63)	(25,499.14)	2.50	2.50	2.87
US TREASURY NOTES	DTD 10/31/2014 2.000% 10/31/2021	912828F96	2,945,000.00	MORGAN_S		97.39	2,868,038.32	(96,978.48)	(90,654.69)	2.94	2.94	2.89
US TREASURY NOTES	DTD 11/30/2016 1.750% 11/30/2021	912828U65	1,000,000.00	TD		96.54	965,391.00	(28,515.25)	(29,840.54)	3.03	3.03	2.90
US TREASURY NOTES	DTD 01/31/2017 1.875% 01/31/2022	912828V72	1,060,000.00	HSBC		96.73	1,025,343.30	(32,793.42)	(33,281.85)	3.19	3.19	2.91
US TREASURY NOTES	DTD 02/02/2015 1.500% 01/31/2022	912828H86	1,700,000.00	JPM_CHAS		95.56	1,624,496.20	(12,550.68)	(20,301.96)	3.21	3.21	2.91
US TREASURY NOTES	DTD 03/31/2017 1.875% 03/31/2022	912828W89	1,015,000.00	CITIGRP		96.57	980,188.55	(4,599.34)	(5,158.41)	3.35	3.35	2.91
US TREASURY NOTES	DTD 03/31/2017 1.875% 03/31/2022	912828W89	1,340,000.00	BARCLAYS		96.57	1,294,042.02	(27,271.26)	(30,382.28)	3.35	3.35	2.91
US TREASURY NOTES	DTD 05/31/2017 1.750% 05/31/2022	912828XR6	1,000,000.00	BNP_PARI		95.96	959,609.00	(11,211.31)	(15,513.82)	3.49	3.49	2.92
US TREASURY NOTES	DTD 07/31/2015 2.000% 07/31/2022	912828X08	920,000.00	HSBC		96.66	889,309.72	(42,729.34)	(40,189.31)	3.64	3.64	2.93
US TREASURY NOTES	DTD 09/30/2015 1.750% 09/30/2022	912828L57	860,000.00	BARCLAYS		95.56	821,803.96	(25,464.01)	(27,655.18)	3.82	3.82	2.93
US TREASURY NOTES	DTD 09/30/2015 1.750% 09/30/2022	912828L57	1,010,000.00	GOLDMAN		95.56	965,141.86	(32,430.41)	(34,647.90)	3.82	3.82	2.93



Managed Account Fair Market Value & Analytics

For the Month Ending **September 30, 2018**

CITY OF PASO ROBLES INVESTMENT PORTFOLIO - 69330010

Security Type/Description	Dated Date/Coupon/Maturity	CUSIP	Par	Broker	Next Call Date	Market Price	Market Value	Unreal G/L On Cost	Unreal G/L Amort Cost	Effective Duration	Duration to Worst at Mkt	YTM
U.S. Treasury Bond / Note												
US TREASURY NOTES	DTD 09/30/2015 1.750% 09/30/2022	912828L57	1,615,000.00	HSBC		95.56	1,543,271.39	(42,267.48)	(47,092.11)	3.82	3.82	2.93
US TREASURY NOTES	DTD 09/30/2015 1.750% 09/30/2022	912828L57	1,955,000.00	BNP_PARI		95.56	1,868,170.63	(6,261.99)	(11,931.66)	3.82	3.82	2.93
US TREASURY N/B NOTES	DTD 10/31/2017 2.000% 10/31/2022	9128283C2	1,000,000.00	GOLDMAN		96.42	964,219.00	(2,812.25)	(5,643.91)	3.85	3.85	2.94
Security Type Sub-Total			27,270,000.00				26,364,891.87	(538,654.82)	(580,023.22)	2.91	2.91	2.88
Federal Agency Bond / Note												
FREDDIE MAC NOTES	DTD 01/17/2017 1.500% 01/17/2020	3137EAE5	1,350,000.00	BMO		98.44	1,328,938.65	(21,007.35)	(21,040.33)	1.27	1.27	2.73
FNMA NOTES	DTD 02/28/2017 1.500% 02/28/2020	3135G0T29	495,000.00	JPM_CHAS		98.29	486,534.51	(8,148.69)	(8,315.01)	1.38	1.38	2.74
FNMA NOTES	DTD 08/01/2017 1.500% 07/30/2020	3135G0T60	1,000,000.00	KEYBANC		97.72	977,240.00	(20,600.00)	(21,426.73)	1.79	1.79	2.78
FHLB NOTES	DTD 09/08/2017 1.375% 09/28/2020	3130ACE26	1,350,000.00	BARCLAYS		97.18	1,311,990.75	(12,980.25)	(19,568.61)	1.95	1.95	2.84
FANNIE MAE NOTES	DTD 04/13/2018 2.500% 04/13/2021	3135G0U27	1,050,000.00	NOMURA		98.98	1,039,321.50	(8,778.00)	(9,064.30)	2.41	2.41	2.92
FNMA NOTES	DTD 08/19/2016 1.250% 08/17/2021	3135G0N82	1,700,000.00	MORGANST		95.52	1,623,899.50	(70,082.50)	(72,561.37)	2.79	2.79	2.88
FANNIE MAE NOTES	DTD 01/09/2017 2.000% 01/05/2022	3135G0S38	1,660,000.00	HSBC		97.11	1,612,079.12	(58,677.68)	(55,777.06)	3.11	3.11	2.93
FANNIE MAE NOTES	DTD 01/09/2017 2.000% 01/05/2022	3135G0S38	2,000,000.00	JEFFERIE		97.11	1,942,264.00	(51,016.00)	(53,186.98)	3.11	3.11	2.93
FANNIE MAE NOTES	DTD 04/10/2017 1.875% 04/05/2022	3135G0T45	1,685,000.00	KEYBANC		96.47	1,625,465.58	(59,584.97)	(59,580.59)	3.33	3.33	2.94
Security Type Sub-Total			12,290,000.00				11,947,733.61	(310,875.44)	(320,520.98)	2.53	2.53	2.87
Corporate Note												
IBM CORP NOTES	DTD 02/19/2016 1.800% 05/17/2019	459200JE2	995,000.00	JPMCHASE		99.46	989,675.76	(7,732.14)	(5,804.62)	0.62	0.62	2.66



Managed Account Fair Market Value & Analytics

For the Month Ending **September 30, 2018**

CITY OF PASO ROBLES INVESTMENT PORTFOLIO - 69330010

Security Type/Description	Dated Date/Coupon/Maturity	CUSIP	Par	Broker	Next Call Date	Market Price	Market Value	Unreal G/L On Cost	Unreal G/L Amort Cost	Effective Duration	Duration to Worst at Mkt	YTM
Corporate Note												
APPLE INC BONDS		037833AX8	2,000,000.00	NEW ACCT		98.33	1,966,550.00	(6,588.00)	(25,489.74)	1.32	1.32	2.82
DTD 02/09/2015 1.550% 02/07/2020												
BONY MELLON CORP NOTE (CALLABLE)		06406HDF3	985,000.00	1ST TENN	10/27/20	98.52	970,427.91	(21,171.59)	(17,611.99)	2.06	2.07	3.16
DTD 11/27/2015 2.450% 11/27/2020												
BRANCH BANKING & TRUST (CALLABLE)		05531FAZ6	285,000.00	MORGAN_S	01/01/21	97.60	278,164.85	(6,704.05)	(6,737.57)	2.25	2.25	3.22
NOTES												
DTD 10/26/2017 2.150% 02/01/2021												
THE WALT DISNEY CORP		25468PDJ2	700,000.00	US_BANCO		98.20	687,416.10	(3,182.90)	(4,746.27)	2.27	2.27	3.09
DTD 01/08/2016 2.300% 02/12/2021												
JP MORGAN CHASE & CO CORP NT		46625HOJ2	965,000.00	JPM_CHAS	02/01/21	98.21	947,682.11	(27,595.14)	(24,353.82)	2.30	2.32	3.33
(CALLABLE)												
DTD 03/01/2016 2.550% 03/01/2021												
WELLS FARGO CORP NOTES		949746RS2	1,315,000.00	WELLSFAR		97.94	1,287,900.48	(54,030.72)	(41,308.41)	2.33	2.33	3.39
DTD 03/04/2016 2.500% 03/04/2021												
BERKSHIRE HATHAWAY INC (CALLABLE)		084670BO0	2,000,000.00	MIZUHO	02/15/21	98.05	1,961,088.00	(36,192.00)	(37,249.12)	2.35	2.37	3.03
NOTES												
DTD 03/15/2016 2.200% 03/15/2021												
TOYOTA MOTOR CREDIT CORP NOTES		89236TEU5	700,000.00	JPM_CHAS		99.54	696,791.90	(2,928.10)	(2,970.07)	2.39	2.39	3.14
DTD 04/13/2018 2.950% 04/13/2021												
MORGAN STANLEY CORP NOTES		61746BEA0	1,265,000.00	JPMCHASE		97.71	1,235,975.84	(50,541.81)	(41,104.92)	2.42	2.42	3.44
DTD 04/21/2016 2.500% 04/21/2021												
AMERICAN EXPRESS CREDIT (CALLABLE)		0258M0EG0	700,000.00	CITIGRP	01/31/22	97.43	682,031.00	(3,934.00)	(5,596.75)	3.21	3.23	3.50
NOTES												
DTD 03/03/2017 2.700% 03/03/2022												
HOME DEPOT INC CORP NOTES		437076AZ5	700,000.00	GOLDMAN		97.68	683,738.30	(3,031.70)	(4,235.57)	4.14	4.14	3.26
DTD 04/05/2013 2.700% 04/01/2023												
Security Type Sub-Total			12,610,000.00				12,387,442.25	(223,632.15)	(217,208.85)	2.17	2.17	3.13
Certificate of Deposit												
BANK OF NOVA SCOTIA HOUSTON LT CD		06417GUE6	1,225,000.00	MERRILL		99.65	1,220,678.20	(4,321.80)	(4,321.80)	0.51	0.51	2.53
DTD 04/06/2017 1.910% 04/05/2019												
SUMITOMO MITSUI BANK NY CD		86563YVNO	1,225,000.00	JPM_CHAS		99.74	1,221,861.55	(3,138.45)	(3,138.45)	0.58	0.58	2.40
DTD 05/04/2017 2.050% 05/03/2019												



Managed Account Fair Market Value & Analytics

For the Month Ending **September 30, 2018**

CITY OF PASO ROBLES INVESTMENT PORTFOLIO - 69330010

Security Type/Description Dated Date/Coupon/Maturity	CUSIP	Par	Broker	Next Call Date	Market Price	Market Value	Unreal G/L On Cost	Unreal G/L Amort Cost	Effective Duration	Duration to Worst at Mkt	YTM
Certificate of Deposit											
SKANDINAV ENSKILDA BANKEN NY CD DTD 08/04/2017 1.840% 08/02/2019	83050FXT3	1,000,000.00	BARCLAYS		99.35	993,520.00	(6,090.00)	(6,316.61)	0.82	0.82	2.56
MUFG BANK LTD/NY CERT DEPOS DTD 09/27/2017 2.070% 09/25/2019	06539RGM3	550,000.00	MITSU		99.18	545,483.95	(4,516.05)	(4,516.05)	0.97	0.97	2.87
NORDEA BANK AB NY CD DTD 02/22/2018 2.720% 02/20/2020	65590ASN7	1,040,000.00	GOLDMAN		99.59	1,035,703.76	(4,296.24)	(4,296.24)	1.35	1.35	3.02
UBS AG STAMFORD CT LT CD DTD 03/06/2018 2.900% 03/02/2020	90275DHG8	1,045,000.00	UBS		100.24	1,047,501.73	2,501.73	2,501.73	1.39	1.39	2.75
BANK OF MONTREAL CHICAGO CERT DEPOS DTD 08/03/2018 3.190% 08/03/2020	06370REU9	1,200,000.00	BMO		99.87	1,198,460.40	(1,539.60)	(1,539.60)	1.78	1.78	3.28
SWEDBANK (NEW YORK) CERT DEPOS DTD 11/17/2017 2.270% 11/16/2020	87019U6D6	1,150,000.00	MERRILL		98.03	1,127,366.85	(22,633.15)	(22,633.15)	2.04	2.04	3.27
Security Type Sub-Total		8,435,000.00				8,390,576.44	(44,033.56)	(44,260.17)	1.19	1.19	2.83
Managed Account Sub-Total		60,605,000.00				59,090,644.17	(1,117,195.97)	(1,162,013.22)	2.43	2.43	2.93
Securities Sub-Total		\$60,605,000.00				\$59,090,644.17	(\$1,117,195.97)	(\$1,162,013.22)	2.43	2.43	2.93%
Accrued Interest						\$272,335.53					
Total Investments						\$59,362,979.70					



Managed Account Security Transactions & Interest

For the Month Ending **September 30, 2018**

CITY OF PASO ROBLES INVESTMENT PORTFOLIO - 69330010

Transaction Type		Security Description	CUSIP	Par	Principal Proceeds	Accrued Interest	Total	Realized G/L Cost	Realized G/L Amort Cost	Sale Method
Trade	Settle									
BUY										
09/05/18	09/06/18	US TREASURY NOTES DTD 03/31/2017 1.875% 03/31/2022	912828W89	1,015,000.00	(984,787.89)	(8,267.67)	(993,055.56)			
Transaction Type Sub-Total				1,015,000.00	(984,787.89)	(8,267.67)	(993,055.56)			
INTEREST										
09/01/18	09/01/18	JP MORGAN CHASE & CO CORP NT (CALLABLE) DTD 03/01/2016 2.550% 03/01/2021	46625HOJ2	965,000.00	0.00	12,303.75	12,303.75			
09/03/18	09/03/18	AMERICAN EXPRESS CREDIT (CALLABLE) NOTES DTD 03/03/2017 2.700% 03/03/2022	0258M0EG0	700,000.00	0.00	9,450.00	9,450.00			
09/04/18	09/04/18	UBS AG STAMFORD CT LT CD DTD 03/06/2018 2.900% 03/02/2020	90275DHG8	1,045,000.00	0.00	15,320.86	15,320.86			
09/04/18	09/04/18	WELLS FARGO CORP NOTES DTD 03/04/2016 2.500% 03/04/2021	949746RS2	1,315,000.00	0.00	16,437.50	16,437.50			
09/15/18	09/15/18	BERKSHIRE HATHAWAY INC (CALLABLE) NOTES DTD 03/15/2016 2.200% 03/15/2021	084670BQ0	2,000,000.00	0.00	22,000.00	22,000.00			
09/25/18	09/25/18	MUFG BANK LTD/NY CERT DEPOS DTD 09/27/2017 2.070% 09/25/2019	06539RGM3	550,000.00	0.00	11,479.88	11,479.88			
09/28/18	09/28/18	FHLB NOTES DTD 09/08/2017 1.375% 09/28/2020	3130ACE26	1,350,000.00	0.00	9,281.25	9,281.25			
09/30/18	09/30/18	US TREASURY NOTES DTD 09/30/2015 1.750% 09/30/2022	912828L57	860,000.00	0.00	7,525.00	7,525.00			
09/30/18	09/30/18	US TREASURY NOTES DTD 09/30/2015 1.750% 09/30/2022	912828L57	1,010,000.00	0.00	8,837.50	8,837.50			
09/30/18	09/30/18	US TREASURY NOTES DTD 03/31/2017 1.875% 03/31/2022	912828W89	1,015,000.00	0.00	9,515.63	9,515.63			
09/30/18	09/30/18	US TREASURY NOTES DTD 04/01/2013 1.125% 03/31/2020	912828UV0	935,000.00	0.00	5,259.38	5,259.38			
09/30/18	09/30/18	US TREASURY NOTES DTD 09/30/2015 1.750% 09/30/2022	912828L57	1,615,000.00	0.00	14,131.25	14,131.25			
09/30/18	09/30/18	US TREASURY NOTES DTD 09/30/2015 1.750% 09/30/2022	912828L57	1,955,000.00	0.00	17,106.25	17,106.25			



Managed Account Security Transactions & Interest

For the Month Ending **September 30, 2018**

CITY OF PASO ROBLES INVESTMENT PORTFOLIO - 69330010

Transaction Type		Security Description	CUSIP	Par	Principal Proceeds	Accrued Interest	Total	Realized G/L Cost	Realized G/L Amort Cost	Sale Method
Trade	Settle									
INTEREST										
09/30/18	09/30/18	US TREASURY NOTES DTD 03/31/2017 1.875% 03/31/2022	912828W89	1,340,000.00	0.00	12,562.50	12,562.50			
Transaction Type Sub-Total				16,655,000.00	0.00	171,210.75	171,210.75			
SELL										
09/05/18	09/06/18	MUFG BANK LTD/NY COMM PAPER DTD 01/26/2018 0.000% 10/23/2018	06538CKP5	1,000,000.00	997,206.11	0.00	997,206.11	12,443.61	(91.39)	FIFO
Transaction Type Sub-Total				1,000,000.00	997,206.11	0.00	997,206.11	12,443.61	(91.39)	
Managed Account Sub-Total					12,418.22	162,943.08	175,361.30	12,443.61	(91.39)	
Total Security Transactions					\$12,418.22	\$162,943.08	\$175,361.30	\$12,443.61	(\$91.39)	



Managed Account Summary Statement

For the Month Ending **September 30, 2018**

CITY OF PASO ROBLES SHORT TERM FUNDS - 69330020

Transaction Summary - Managed Account

Opening Market Value	\$4,977,356.00
Maturities/Calls	0.00
Principal Dispositions	0.00
Principal Acquisitions	0.00
Unsettled Trades	0.00
Change in Current Value	7,787.00
Closing Market Value	\$4,985,143.00

Cash Transactions Summary - Managed Account

Maturities/Calls	0.00
Sale Proceeds	0.00
Coupon/Interest/Dividend Income	0.00
Principal Payments	0.00
Security Purchases	0.00
Net Cash Contribution	0.00
Reconciling Transactions	0.00

Earnings Reconciliation (Cash Basis) - Managed Account

Interest/Dividends/Coupons Received	0.00
Less Purchased Interest Related to Interest/Coupons	0.00
Plus Net Realized Gains/Losses	0.00
Total Cash Basis Earnings	\$0.00

Cash Balance

Closing Cash Balance	\$0.00
-----------------------------	---------------

Earnings Reconciliation (Accrual Basis)

	Total
Ending Amortized Value of Securities	4,985,995.84
Ending Accrued Interest	0.00
Plus Proceeds from Sales	0.00
Plus Proceeds of Maturities/Calls/Principal Payments	0.00
Plus Coupons/Dividends Received	0.00
Less Cost of New Purchases	0.00
Less Beginning Amortized Value of Securities	(4,976,120.82)
Less Beginning Accrued Interest	0.00
Total Accrual Basis Earnings	\$9,875.02



Managed Account Issuer Summary


For the Month Ending **September 30, 2018**

CITY OF PASO ROBLES SHORT TERM FUNDS - 69330020

Issuer Summary

Issuer	Market Value of Holdings	Percent
BNP PARIBAS	1,995,872.00	40.04
CREDIT AGRICOLE SA	1,999,646.00	40.11
MITSUBISHI UFJ FINANCIAL GROUP INC	989,625.00	19.85
Total	\$4,985,143.00	100.00%

Credit Quality (S&P Ratings)





Managed Account Detail of Securities Held

For the Month Ending **September 30, 2018**

CITY OF PASO ROBLES SHORT TERM FUNDS - 69330020

Security Type/Description Dated Date/Coupon/Maturity	CUSIP	Par	S&P Rating	Moody's Rating	Trade Date	Settle Date	Original Cost	YTM at Cost	Accrued Interest	Amortized Cost	Market Value
Commercial Paper											
CREDIT AGRICOLE CIB NY COMM PAPER DTD 04/06/2018 0.000% 10/01/2018	22533UK10	2,000,000.00	A-1	P-1	05/02/18	05/04/18	1,980,500.00	2.36	0.00	2,000,000.00	1,999,646.00
BNP PARIBAS NY BRANCH COMM PAPER DTD 04/20/2018 0.000% 11/01/2018	09659CL14	2,000,000.00	A-1	P-1	05/02/18	05/04/18	1,976,168.33	2.40	0.00	1,995,918.34	1,995,872.00
MUFG BANK LTD/NY COMM PAPER DTD 05/31/2018 0.000% 02/25/2019	62479MPR8	1,000,000.00	A-1	P-1	08/28/18	08/28/18	987,782.50	2.46	0.00	990,077.50	989,625.00
Security Type Sub-Total		5,000,000.00					4,944,450.83	2.40	0.00	4,985,995.84	4,985,143.00
Managed Account Sub-Total		5,000,000.00					4,944,450.83	2.40	0.00	4,985,995.84	4,985,143.00
Securities Sub-Total		\$5,000,000.00					\$4,944,450.83	2.40%	\$0.00	\$4,985,995.84	\$4,985,143.00
Accrued Interest											\$0.00
Total Investments											\$4,985,143.00



Managed Account Fair Market Value & Analytics

For the Month Ending **September 30, 2018**

CITY OF PASO ROBLES SHORT TERM FUNDS - 69330020

Security Type/Description Dated Date/Coupon/Maturity	CUSIP	Par	Broker	Next Call Date	Market Price	Market Value	Unreal G/L On Cost	Unreal G/L Amort Cost	Effective Duration	Duration to Worst at Mkt	YTM
Commercial Paper											
CREDIT AGRICOLE CIB NY COMM PAPER DTD 04/06/2018 0.000% 10/01/2018	22533UK10	2,000,000.00	CREDAG		99.98	1,999,646.00	19,146.00	(354.00)	0.00	0.00	6.37
BNP PARIBAS NY BRANCH COMM PAPER DTD 04/20/2018 0.000% 11/01/2018	09659CL14	2,000,000.00	BNP_PARI		99.79	1,995,872.00	19,703.67	(46.34)	0.09	0.09	2.33
MUFG BANK LTD/NY COMM PAPER DTD 05/31/2018 0.000% 02/25/2019	62479MPR8	1,000,000.00	MITSU		98.96	989,625.00	1,842.50	(452.50)	0.40	0.40	2.55
Security Type Sub-Total		5,000,000.00				4,985,143.00	40,692.17	(852.84)	0.12	0.12	3.99
Managed Account Sub-Total		5,000,000.00				4,985,143.00	40,692.17	(852.84)	0.12	0.12	3.99
Securities Sub-Total		\$5,000,000.00				\$4,985,143.00	\$40,692.17	(\$852.84)	0.12	0.12	3.99%
Accrued Interest						\$0.00					
Total Investments						\$4,985,143.00					



**Paso 2019
Maturing Investments
Sorted by Fund
September 30, 2018 - December 31, 9999**

City of Paso Robles
821 Pine Street, Suite A
Paso Robles, CA Paso Robles,
(805)305-0151

Maturity Date	CUSIP	Investment #	Fund	Security Type	Issuer	Dealer	Dealer's Phone Number	Maturity Par Value	Stated Rate	Comments
10/01/2018	22533UK10	11069	100	ACP	Credit Agricole CIB NY	PFM		2,000,000.00	2.340	
October 2018 Subtotal								2,000,000.00		
11/01/2018	09659CL14	11068	100	ACP	BNP Paribas NY	PFM		2,000,000.00	2.370	
November 2018 Subtotal								2,000,000.00		
02/25/2019	62479MPR8	11073	100	ACP	MUFG Bank LTD NY	PFM		1,000,000.00	2.430	
February 2019 Subtotal								1,000,000.00		
04/02/2019	22533UR21	11075	100	ACP	Credit Agricole CIB NY	PFM		2,000,000.00	2.510	
04/05/2019	06417GUE6	10976	100	BCD	Bank of Nova Scotia	PFM		1,225,000.00	1.910	
April 2019 Subtotal								3,225,000.00		
05/03/2019	86563YVNO	11030	100	NCB	Sumitomo Mitsui Bank	PFM		1,225,000.00	2.050	
05/17/2019	459200JE2	10928	100	MC1	IBM	PFM		995,000.00	1.800	
May 2019 Subtotal								2,220,000.00		
08/02/2019	83050FXT3	11038	100	NCB	Skandianav Enskilda Bk	PFM		1,000,000.00	1.840	
August 2019 Subtotal								1,000,000.00		
09/25/2019	06539RGM3	11025	100	BCD	Bank of Tokoyo Mitsubishi	PFM		550,000.00	2.070	
September 2019 Subtotal								550,000.00		
01/17/2020	3137EAE5	10973	100	FAC	Federal Home Loan Mtg Corp	PFM		1,350,000.00	1.500	
01/31/2020	912828UL2	10993	100	TRC	U.S. Treasury	PFM		495,000.00	1.375	
January 2020 Subtotal								1,845,000.00		
02/07/2020	037833AX8	10887	100	MTN	Apple, Inc	GS		2,000,000.00	1.550	
02/20/2020	65590ASN7	11052	100	BCD	Nordea Bank of New York	PFM		1,040,000.00	2.720	
02/28/2020	3135GOT29	10970	100	FAC	Federal National Mtg Assn	PFM		495,000.00	1.500	
February 2020 Subtotal								3,535,000.00		
03/02/2020	90275DHG8	11054	100	BCD	UBS Finance Delaware	PFM		1,045,000.00	2.900	
03/31/2020	912828UV0	11043	100	TRC	U.S. Treasury	PFM		935,000.00	1.125	
March 2020 Subtotal								1,980,000.00		

Paso 2019
Maturing Investments
Sorted by Fund

Maturity Date	CUSIP	Investment #	Fund	Security Type	Issuer	Dealer	Dealer's Phone Number	Maturity Par Value	Stated Rate	Comments
06/30/2020	912828XH8	10947	100	TRC	U.S. Treasury	PFM		2,535,000.00	1.625	
June 2020 Subtotal								2,535,000.00		
07/30/2020	3135G0T60	10985	100	FAC	Federal National Mtg Assn	PFM		1,000,000.00	1.500	
July 2020 Subtotal								1,000,000.00		
08/03/2020	06370REU9	11071	100	NCB	Bank of Montreal	PFM		1,200,000.00	3.190	
August 2020 Subtotal								1,200,000.00		
09/28/2020	3130ACE26	11020	100	FAC	Federal Home Loan Bank	PFM		1,350,000.00	1.375	
September 2020 Subtotal								1,350,000.00		
10/31/2020	912828WC0	10900	100	TRC	U.S. Treasury	PFM		1,000,000.00	1.750	
10/31/2020	912828WC0	10902	100	TRC	U.S. Treasury	PFM		2,000,000.00	1.750	
October 2020 Subtotal								3,000,000.00		
11/16/2020	87019U6D6	11016	100	BCD	Swedbank (New York)	PFM		1,150,000.00	2.270	
11/27/2020	06406HDF3	10929	100	MTN	Bank of New York Mellon	PFM		985,000.00	2.450	
November 2020 Subtotal								2,135,000.00		
02/01/2021	0531FAZ6	11051	100	MTN	BB&T Corp	PFM		285,000.00	2.150	
02/12/2021	25468PDJ2	11059	100	MTN	Walt Disney Co.	PFM		700,000.00	2.300	
February 2021 Subtotal								985,000.00		
03/01/2021	SYS11007	11007	100	MC1	JPMorgan Chase	PFM		965,000.00	2.550	
03/04/2021	949746RS2	10933	100	MTN	Wells Fargo & Company	PFM		1,315,000.00	2.500	
03/15/2021	084670BQ0	10957	100	MTN	Berkshire Hathaway	PFM		2,000,000.00	2.200	
March 2021 Subtotal								4,280,000.00		
04/13/2021	89236TEU5	11062	100	MTN	Toyota Motor Corp	PFM		700,000.00	2.950	
04/13/2021	3135G0U27	11066	100	FAC	Federal National Mtg Assn	PFM		1,050,000.00	2.500	
04/21/2021	61746BEA0	10942	100	MTN	Morgan Stanley Dean Witter	PFM		1,265,000.00	2.500	
04/30/2021	912828Q78	10964	100	TRC	U.S. Treasury	PFM		885,000.00	1.375	
04/30/2021	912828Q78	11050	100	TRC	U.S. Treasury	PFM		2,000,000.00	1.375	
April 2021 Subtotal								5,900,000.00		
08/17/2021	3135G0N82	10945	100	FAC	Federal National Mtg Assn	PFM		1,700,000.00	1.250	
August 2021 Subtotal								1,700,000.00		
10/31/2021	912828F96	10975	100	TRC	U.S. Treasury	PFM		2,945,000.00	2.000	
October 2021 Subtotal								2,945,000.00		

Paso 2019
Maturing Investments
Sorted by Fund

Maturity Date	CUSIP	Investment #	Fund	Security Type	Issuer	Dealer	Dealer's Phone Number	Maturity Par Value	Stated Rate	Comments
11/30/2021	912828U65	11014	100	TRC	U.S. Treasury	PFM		1,000,000.00	1.750	
November 2021 Subtotal								1,000,000.00		
01/05/2022	3135G0S38	10958	100	FAC	Federal National Mtg Assn	PFM		2,000,000.00	2.000	
01/05/2022	3135G0S38	10979	100	FAC	Federal National Mtg Assn	PFM		1,660,000.00	2.000	
01/31/2022	912828V72	10982	100	TRC	U.S. Treasury	PFM		1,060,000.00	1.875	
01/31/2022	912828H86	11060	100	TRC	U.S. Treasury	PFM		1,700,000.00	1.500	
January 2022 Subtotal								6,420,000.00		
03/03/2022	0258M0EG0	11057	100	MTN	American Express Credit	PFM		700,000.00	2.700	
03/31/2022	912828W89	11021	100	TRC	U.S. Treasury	PFM		1,340,000.00	1.875	
03/31/2022	912828W89	11074	100	TRC	U.S. Treasury	PFM		1,015,000.00	1.875	
March 2022 Subtotal								3,055,000.00		
04/05/2022	3135G0T45	10978	100	FAC	Federal National Mtg Assn	PFM		1,685,000.00	1.875	
April 2022 Subtotal								1,685,000.00		
05/31/2022	912828XR6	11039	100	TRC	U.S. Treasury	PFM		1,000,000.00	1.750	
May 2022 Subtotal								1,000,000.00		
07/31/2022	912828XQ8	11002	100	TRC	U.S. Treasury	PFM		920,000.00	2.000	
July 2022 Subtotal								920,000.00		
09/30/2022	912828L57	100	100	TRC	U.S. Treasury			1,955,000.00	1.750	
09/30/2022	912828L57	11011	100	TRC	U.S. Treasury	PFM		1,010,000.00	1.750	
09/30/2022	912828L57	11015	100	TRC	U.S. Treasury	PFM		860,000.00	1.750	
09/30/2022	912828L57	11017	100	TRC	U.S. Treasury	PFM		1,615,000.00	1.750	
September 2022 Subtotal								5,440,000.00		
10/31/2022	9128283C2	11067	100	TRC	U.S. Treasury	PFM		1,000,000.00	2.000	
October 2022 Subtotal								1,000,000.00		
04/01/2023	437076AZ5	11058	100	MTN	Home Depot	PFM		700,000.00	2.700	
April 2023 Subtotal								700,000.00		
Total								67,605,000.00		

Local Agency Investment Fund
 P.O. Box 942809
 Sacramento, CA 94209-0001
 (916) 653-3001

www.treasurer.ca.gov/pmia-laif/laif.asp

October 16, 2018

CITY OF PASO ROBLES

CITY TREASURER
 821 PINE STREET, SUITE A
 PASO ROBLES, CA 93446

PMA Average Monthly Yields

Account Number:
 98-40-271

9.

Tran Type Definitions

September 2018 Statement

Effective Date	Transaction Date	Tran Type	Confirm Number	Authorized Caller	Amount
9/4/2018	8/31/2018	RW	1583119	MICHAEL J. COMPTON	-500,000.00
9/7/2018	9/7/2018	RD	1583378	MICHAEL J. COMPTON	800,000.00
9/10/2018	9/10/2018	RW	1583457	MICHAEL J. COMPTON	-500,000.00
9/12/2018	9/12/2018	RW	1583607	MICHAEL J. COMPTON	-300,000.00
9/17/2018	9/17/2018	RW	1583917	MICHAEL J. COMPTON	-500,000.00
9/27/2018	9/27/2018	RD	1584629	MICHAEL J. COMPTON	1,200,000.00

Account Summary

Total Deposit:	2,000,000.00	Beginning Balance:	8,100,000.00
Total Withdrawal:	-1,800,000.00	Ending Balance:	8,300,000.00