



Memorandum

To: City Council

Cc: Thomas Frutchey, City Manager
Executive Managers

From: Mike Compton, City Treasurer

Subject: Monthly Treasurer's Report – May 2019

Date: June 12, 2019

This report presents the City's investment portfolio as of May, 2019. It includes all investments managed by the City except funds held by various City's trustees; i.e. bond reserve funds, deferred compensation plans, Section 115 Trust plan and other post-retirement benefit funds. This report does include funds under management by PFM Asset Management LLC (PFM). The investment portfolio is in compliance with all State laws.

Funds under management by PFM do not include bank cash accounts nor money market accounts or funds held in the Local Agency Investment Fund (LAIF) managed by State of California Treasurer's Office. Thus, the PFM report attached herein does not reflect these balances. In order to fully report all funds on hand at month end, the first page included herein reflects all the liquidity funds held and managed by the City.

With regards to the PFM Report, it contains two components; the long-term portfolio #69330010 and the short-term portfolio #69330020. PFM's reported 'yield to maturity at market' on the long-term portfolio of 2.12% as compared to last month's 2.39%. The short-term portfolio was 2.51% as compared to last month's 2.50%.

Total Funds on hand at May 31, 2018 included the following:

Liquidity Funds (PPB + LAIF + CWB-MM)	\$16,301,754
PFM Short Term (less than 1 year @ par)	\$ 5,000,000
PFM Long Term (> than 1 year < less than 5 years) @ par)	<u>\$62,474,000</u>
Total Portfolio	<u>\$83,775,754</u>

I hereby certify that the City's investment portfolio provides sufficient liquidity to meet the City's cash flow requirements for the next six months.

Please don't hesitate to contact me should you have any questions and/or concerns.

Michael J. Compton, City Treasurer

PORTFOLIO LIQUIDITY REPORT - May, 2019

<u>Issuer</u>	<u>Purchase Date</u>	<u>Par Value</u>	<u>Market Value</u>	<u>Book Value</u>	<u>Coupon Rate</u>
LAIF	N/A	\$ 10,500,000.00	\$ 10,500,000.00	\$ 10,500,000.00	2.449
Cal Asset Mgt Program	N/A	\$ 3,012,725.83	\$ 3,012,725.83	\$ 3,012,725.83	2.520
Community West Bank	1/4/2019	\$ 1,001,052.21	\$ 1,001,052.21	\$ 1,001,052.21	1.200
PPB - Checking	N/A	<u>\$ 1,787,975.93</u>	<u>\$ 1,787,975.93</u>	<u>\$ 1,787,975.93</u>	N/A
Total All Liquidity Funds		<u>\$ 16,301,753.97</u>	<u>\$ 16,301,753.97</u>	<u>\$ 16,301,753.97</u>	



Managed Account Summary Statement

For the Month Ending **May 31, 2019**

CITY OF PASO ROBLES INVESTMENT PORTFOLIO - 69330010

Transaction Summary - Managed Account

Opening Market Value	\$63,186,698.12
Maturities/Calls	(1,620,000.00)
Principal Dispositions	0.00
Principal Acquisitions	630,141.48
Unsettled Trades	0.00
Change in Current Value	489,641.41
Closing Market Value	\$62,686,481.01

Cash Transactions Summary - Managed Account

Maturities/Calls	1,620,000.00
Sale Proceeds	0.00
Coupon/Interest/Dividend Income	107,963.80
Principal Payments	0.00
Security Purchases	(631,733.10)
Net Cash Contribution	(1,096,230.70)
Reconciling Transactions	0.00

Earnings Reconciliation (Cash Basis) - Managed Account

Interest/Dividends/Coupons Received	107,963.80
Less Purchased Interest Related to Interest/Coupons	(1,591.62)
Plus Net Realized Gains/Losses	(2,407.90)
Total Cash Basis Earnings	\$103,964.28

Cash Balance

Closing Cash Balance **\$0.00**

Earnings Reconciliation (Accrual Basis)

	Total
Ending Amortized Value of Securities	62,170,264.26
Ending Accrued Interest	317,775.67
Plus Proceeds from Sales	0.00
Plus Proceeds of Maturities/Calls/Principal Payments	1,620,000.00
Plus Coupons/Dividends Received	107,963.80
Less Cost of New Purchases	(631,733.10)
Less Beginning Amortized Value of Securities	(63,151,473.05)
Less Beginning Accrued Interest	(310,425.48)
Total Accrual Basis Earnings	\$122,372.10



Portfolio Summary and Statistics

For the Month Ending **May 31, 2019**

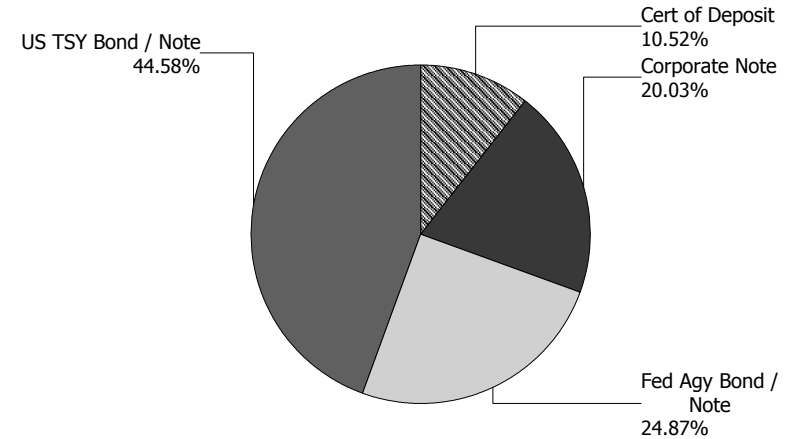
CITY OF PASO ROBLES INVESTMENT PORTFOLIO - 69330010

Account Summary

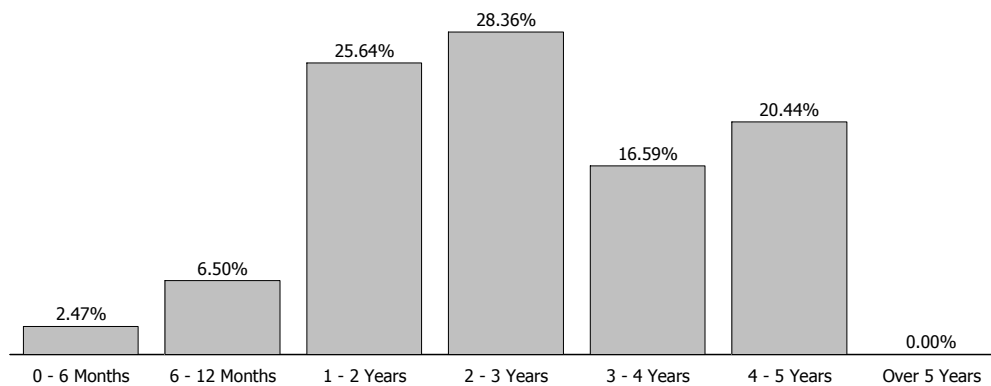
Description	Par Value	Market Value	Percent
U.S. Treasury Bond / Note	27,979,000.00	27,946,196.63	44.58
Federal Agency Bond / Note	15,345,000.00	15,590,700.89	24.87
Corporate Note	12,565,000.00	12,558,039.45	20.03
Certificate of Deposit	6,585,000.00	6,591,544.04	10.52
Managed Account Sub-Total	62,474,000.00	62,686,481.01	100.00%
Accrued Interest		317,775.67	
Total Portfolio	62,474,000.00	63,004,256.68	

Unsettled Trades 0.00 0.00

Sector Allocation



Maturity Distribution



Characteristics

Yield to Maturity at Cost	2.33%
Yield to Maturity at Market	2.12%
Duration to Worst	2.55
Weighted Average Days to Maturity	977



Managed Account Issuer Summary

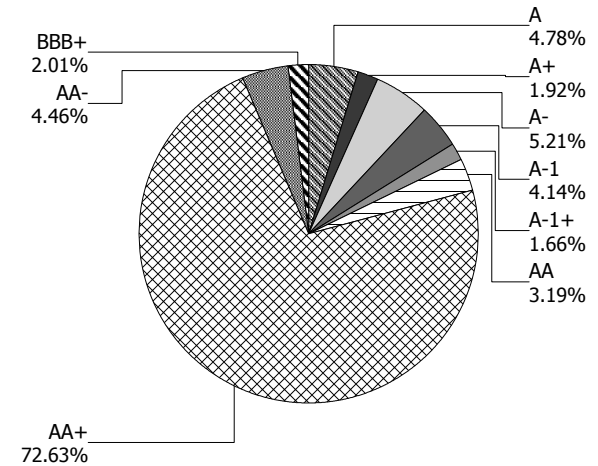
For the Month Ending **May 31, 2019**

CITY OF PASO ROBLES INVESTMENT PORTFOLIO - 69330010

Issuer Summary

Issuer	Market Value of Holdings	Percent
AMAZON.COM INC	948,139.90	1.51
AMERICAN EXPRESS CO	702,791.60	1.12
APPLE INC	1,987,400.00	3.17
BANK OF MONTREAL	1,204,939.20	1.92
BB&T CORPORATION	283,265.78	0.45
BERKSHIRE HATHAWAY INC	2,000,204.00	3.19
FANNIE MAE	12,001,129.19	19.15
FEDERAL HOME LOAN BANKS	2,045,780.70	3.27
FREDDIE MAC	1,543,791.00	2.46
HOME DEPOT INC	706,670.30	1.13
JP MORGAN CHASE & CO	963,490.74	1.54
MITSUBISHI UFJ FINANCIAL GROUP INC	548,639.85	0.88
MORGAN STANLEY	1,261,864.07	2.01
NORDEA BANK AB	1,042,133.04	1.66
SKANDINAVISKA ENSKILDA BANKEN AB	998,706.00	1.59
SUMITOMO MITSUI FINANCIAL GROUP INC	607,448.40	0.97
SWEDBANK AB	1,141,699.30	1.82
THE BANK OF NEW YORK MELLON CORPORATION	985,803.76	1.57
THE WALT DISNEY CORPORATION	698,884.90	1.11
TOYOTA MOTOR CORP	707,128.10	1.13
UBS AG	1,047,978.25	1.67
UNITED STATES TREASURY	27,946,196.63	44.59
WELLS FARGO & COMPANY	1,312,396.30	2.09
Total	\$62,686,481.01	100.00%

Credit Quality (S&P Ratings)





Managed Account Detail of Securities Held

For the Month Ending **May 31, 2019**

CITY OF PASO ROBLES INVESTMENT PORTFOLIO - 69330010

Security Type/Description Dated Date/Coupon/Maturity	CUSIP	Par	S&P Rating	Moody's Rating	Trade Date	Settle Date	Original Cost	YTM at Cost	Accrued Interest	Amortized Cost	Market Value
U.S. Treasury Bond / Note											
US TREASURY NOTES DTD 10/31/2013 1.750% 10/31/2020	912828WC0	1,000,000.00	AA+	Aaa	11/04/15	11/09/15	1,003,554.69	1.68	1,521.74	1,001,040.03	995,508.00
US TREASURY NOTES DTD 05/02/2016 1.375% 04/30/2021	912828Q78	885,000.00	AA+	Aaa	02/15/17	02/16/17	866,228.32	1.90	1,058.15	876,272.49	875,078.27
US TREASURY NOTES DTD 05/02/2016 1.375% 04/30/2021	912828Q78	2,000,000.00	AA+	Aaa	01/29/18	01/31/18	1,939,765.63	2.34	2,391.30	1,963,968.82	1,977,578.00
US TREASURY NOTES DTD 10/31/2014 2.000% 10/31/2021	912828F96	2,945,000.00	AA+	Aaa	04/03/17	04/05/17	2,965,016.80	1.84	5,121.74	2,955,787.62	2,950,177.31
US TREASURY NOTES DTD 11/30/2016 1.750% 11/30/2021	912828U65	1,000,000.00	AA+	Aaa	11/02/17	11/03/17	993,906.25	1.91	47.81	996,212.04	995,742.00
US TREASURY NOTES DTD 01/31/2017 1.875% 01/31/2022	912828V72	1,060,000.00	AA+	Aaa	07/07/17	07/11/17	1,058,136.72	1.92	6,643.30	1,058,893.01	1,058,675.00
US TREASURY NOTES DTD 02/02/2015 1.500% 01/31/2022	912828H86	1,700,000.00	AA+	Aaa	04/04/18	04/06/18	1,637,046.88	2.52	8,523.48	1,655,466.51	1,681,738.60
US TREASURY NOTES DTD 03/31/2017 1.875% 03/31/2022	912828W89	1,015,000.00	AA+	Aaa	09/05/18	09/06/18	984,787.89	2.76	3,223.87	990,788.80	1,014,444.80
US TREASURY NOTES DTD 03/31/2017 1.875% 03/31/2022	912828W89	1,340,000.00	AA+	Aaa	01/04/18	01/08/18	1,321,313.28	2.22	4,256.15	1,327,303.88	1,339,267.02
US TREASURY NOTES DTD 05/31/2017 1.750% 05/31/2022	912828XR6	1,000,000.00	AA+	Aaa	01/29/18	01/31/18	970,820.31	2.46	47.81	979,481.26	995,352.00
US TREASURY NOTES DTD 07/31/2015 2.000% 07/31/2022	912828X08	920,000.00	AA+	Aaa	09/01/17	09/05/17	932,039.06	1.72	6,150.28	927,892.69	922,659.72
US TREASURY NOTES DTD 09/30/2015 1.750% 09/30/2022	912828L57	860,000.00	AA+	Aaa	11/16/17	11/17/17	847,267.97	2.07	2,549.45	851,158.81	855,632.92
US TREASURY NOTES DTD 09/30/2015 1.750% 09/30/2022	912828L57	1,010,000.00	AA+	Aaa	11/02/17	11/03/17	997,572.27	2.01	2,994.13	1,001,437.63	1,004,871.22
US TREASURY NOTES DTD 09/30/2015 1.750% 09/30/2022	912828L57	1,615,000.00	AA+	Aaa	12/01/17	12/05/17	1,585,538.87	2.15	4,787.64	1,594,330.89	1,606,799.03



Managed Account Detail of Securities Held

For the Month Ending **May 31, 2019**

CITY OF PASO ROBLES INVESTMENT PORTFOLIO - 69330010

Security Type/Description Dated Date/Coupon/Maturity	CUSIP	Par	S&P Rating	Moody's Rating	Trade Date	Settle Date	Original Cost	YTM at Cost	Accrued Interest	Amortized Cost	Market Value
U.S. Treasury Bond / Note											
US TREASURY NOTES DTD 09/30/2015 1.750% 09/30/2022	912828L57	1,955,000.00	AA+	Aaa	06/04/18	06/06/18	1,874,432.62	2.77	5,795.56	1,892,042.18	1,945,072.51
US TREASURY N/B NOTES DTD 10/31/2017 2.000% 10/31/2022	9128283C2	1,000,000.00	AA+	Aaa	05/02/18	05/04/18	967,031.25	2.79	1,739.13	974,569.76	1,002,852.00
US TREASURY N/B NOTES DTD 05/02/2016 1.625% 04/30/2023	912828R28	415,000.00	AA+	Aaa	01/30/19	01/31/19	399,340.23	2.57	586.41	400,513.97	410,315.07
US TREASURY N/B NOTES DTD 05/31/2016 1.625% 05/31/2023	912828R69	1,025,000.00	AA+	Aaa	02/11/19	02/13/19	989,285.16	2.49	45.51	991,644.67	1,013,268.88
US TREASURY NOTES DTD 08/01/2016 1.250% 07/31/2023	912828S92	1,275,000.00	AA+	Aaa	04/03/19	04/05/19	1,219,716.80	2.31	5,327.18	1,221,643.88	1,240,535.48
UNITED STATES TREASURY NOTES DTD 10/01/2018 2.875% 09/30/2023	9128285D8	614,000.00	AA+	Aaa	05/01/19	05/03/19	630,141.48	2.25	2,990.31	629,865.51	637,840.39
US TREASURY NOTES DTD 11/15/2013 2.750% 11/15/2023	912828WE6	1,945,000.00	AA+	Aaa	03/06/19	03/08/19	1,964,677.93	2.52	2,470.89	1,963,785.69	2,011,631.81
US TREASURY NOTES DTD 11/30/2016 2.125% 11/30/2023	912828U57	1,400,000.00	AA+	Aaa	01/02/19	01/04/19	1,375,335.94	2.51	81.28	1,377,281.49	1,411,156.60
Security Type Sub-Total		27,979,000.00					27,522,956.35	2.27	68,353.12	27,631,381.63	27,946,196.63

Federal Agency Bond / Note											
FANNIE MAE NOTES DTD 04/13/2018 2.500% 04/13/2021	3135G0U27	1,050,000.00	AA+	Aaa	04/12/18	04/13/18	1,048,099.50	2.56	3,500.00	1,048,800.85	1,059,255.75
FNMA NOTES DTD 08/19/2016 1.250% 08/17/2021	3135G0N82	1,700,000.00	AA+	Aaa	09/01/16	09/02/16	1,693,982.00	1.32	6,138.89	1,697,269.02	1,673,508.90
FANNIE MAE NOTES DTD 01/09/2017 2.000% 01/05/2022	3135G0S38	1,660,000.00	AA+	Aaa	06/27/17	06/29/17	1,670,756.80	1.85	13,464.44	1,666,288.53	1,661,698.18
FANNIE MAE NOTES DTD 01/09/2017 2.000% 01/05/2022	3135G0S38	2,000,000.00	AA+	Aaa	02/15/17	02/16/17	1,993,280.00	2.07	16,222.22	1,996,356.06	2,002,046.00
FANNIE MAE NOTES DTD 01/11/2019 2.625% 01/11/2022	3135G0U92	1,000,000.00	AA+	Aaa	02/11/19	02/13/19	1,002,640.00	2.53	10,208.33	1,002,384.00	1,016,199.00



Managed Account Detail of Securities Held

For the Month Ending **May 31, 2019**

CITY OF PASO ROBLES INVESTMENT PORTFOLIO - 69330010

Security Type/Description Dated Date/Coupon/Maturity	CUSIP	Par	S&P Rating	Moody's Rating	Trade Date	Settle Date	Original Cost	YTM at Cost	Accrued Interest	Amortized Cost	Market Value
Federal Agency Bond / Note											
FANNIE MAE NOTES DTD 04/10/2017 1.875% 04/05/2022	3135G0T45	1,685,000.00	AA+	Aaa	06/27/17	06/29/17	1,685,050.55	1.87	4,914.58	1,685,037.44	1,681,225.60
FREDDIE MAC NOTES DTD 06/11/2018 2.750% 06/19/2023	3137EAEN5	1,500,000.00	AA+	Aaa	01/02/19	01/04/19	1,510,830.00	2.58	18,562.50	1,509,896.22	1,543,791.00
FANNIE MAE NOTES DTD 09/14/2018 2.875% 09/12/2023	3135G0U43	1,820,000.00	AA+	Aaa	12/04/18	12/06/18	1,816,669.40	2.92	11,482.43	1,817,029.56	1,884,915.76
FEDERAL HOME LOAN BANKS NOTES DTD 12/09/2013 3.375% 12/08/2023	3130A0F70	1,930,000.00	AA+	Aaa	01/30/19	01/31/19	1,986,884.61	2.72	31,302.19	1,983,249.05	2,045,780.70
FANNIE MAE NOTES DTD 02/08/2019 2.500% 02/05/2024	3135G0V34	1,000,000.00	AA+	Aaa	02/11/19	02/13/19	996,480.00	2.58	7,847.22	996,680.63	1,022,280.00
Security Type Sub-Total		15,345,000.00					15,404,672.86	2.28	123,642.80	15,402,991.36	15,590,700.89
Corporate Note											
APPLE INC BONDS DTD 02/09/2015 1.550% 02/07/2020	037833AX8	2,000,000.00	AA+	Aa1	05/28/15	05/28/15	1,973,138.00	1.85	9,644.44	1,995,947.60	1,987,400.00
BONY MELLON CORP NOTE (CALLABLE) DTD 11/27/2015 2.450% 11/27/2020	06406HDF3	985,000.00	A	A1	02/29/16	03/03/16	991,599.50	2.30	268.14	987,081.11	985,803.76
BRANCH BANKING & TRUST (CALLABLE) NOTES DTD 10/26/2017 2.150% 02/01/2021	05531FAZ6	285,000.00	A-	A2	10/23/17	10/26/17	284,868.90	2.17	2,042.50	284,929.80	283,265.78
THE WALT DISNEY CORP DTD 01/08/2016 2.300% 02/12/2021	25468PDJ2	700,000.00	A	A2	04/04/18	04/06/18	690,599.00	2.79	4,874.72	694,322.08	698,884.90
JP MORGAN CHASE & CO CORP NT (CALLABLE) DTD 03/01/2016 2.550% 03/01/2021	46625HOJ2	965,000.00	A-	A2	08/15/17	08/18/17	975,277.25	2.23	6,151.88	970,064.05	963,490.74
WELLS FARGO CORP NOTES DTD 03/04/2016 2.500% 03/04/2021	949746RS2	1,315,000.00	A-	A2	06/15/16	06/20/16	1,341,931.20	2.04	7,944.79	1,325,369.83	1,312,396.30



Managed Account Detail of Securities Held

For the Month Ending **May 31, 2019**

CITY OF PASO ROBLES INVESTMENT PORTFOLIO - 69330010

Security Type/Description Dated Date/Coupon/Maturity	CUSIP	Par	S&P Rating	Moody's Rating	Trade Date	Settle Date	Original Cost	YTM at Cost	Accrued Interest	Amortized Cost	Market Value
Corporate Note											
BERKSHIRE HATHAWAY INC (CALLABLE) NOTES DTD 03/15/2016 2.200% 03/15/2021	084670BQ0	2,000,000.00	AA	Aa2	02/15/17	02/21/17	1,997,280.00	2.24	9,288.89	1,998,780.00	2,000,204.00
TOYOTA MOTOR CREDIT CORP NOTES DTD 04/13/2018 2.950% 04/13/2021	89236TEU5	700,000.00	AA-	Aa3	04/10/18	04/13/18	699,720.00	2.96	2,753.33	699,822.95	707,128.10
MORGAN STANLEY CORP NOTES DTD 04/21/2016 2.500% 04/21/2021	61746BEA0	1,265,000.00	BBB+	A3	08/23/16	08/25/16	1,286,517.65	2.11	3,513.89	1,273,990.36	1,261,864.07
AMERICAN EXPRESS CREDIT (CALLABLE) NOTES DTD 03/03/2017 2.700% 03/03/2022	0258M0EG0	700,000.00	A-	A2	04/04/18	04/06/18	685,965.00	3.25	4,620.00	689,934.13	702,791.60
AMAZON.COM INC BONDS DTD 06/06/2018 2.400% 02/22/2023	023135AW6	950,000.00	AA-	A3	04/11/19	04/15/19	940,851.50	2.66	6,270.00	941,146.23	948,139.90
HOME DEPOT INC CORP NOTES DTD 04/05/2013 2.700% 04/01/2023	437076AZ5	700,000.00	A	A2	04/04/18	04/06/18	686,770.00	3.11	3,150.00	689,653.99	706,670.30
Security Type Sub-Total		12,565,000.00					12,554,518.00	2.36	60,522.58	12,551,042.13	12,558,039.45
Certificate of Deposit											
SKANDINAVISKA ENSKILDA BANKEN NY CD DTD 08/04/2017 1.840% 08/02/2019	83050FXT3	1,000,000.00	A-1	P-1	08/03/17	08/04/17	999,610.00	1.85	6,082.22	999,966.79	998,706.00
MUFG BANK LTD/NY CERT DEPOS DTD 09/27/2017 2.070% 09/25/2019	06539RGM3	550,000.00	A-1	P-1	09/25/17	09/27/17	550,000.00	2.07	7,874.63	550,000.00	548,639.85
NORDEA BANK AB NY CD DTD 02/22/2018 2.720% 02/20/2020	65590ASN7	1,040,000.00	A-1+	P-1	02/20/18	02/22/18	1,040,000.00	2.72	7,936.36	1,040,000.00	1,042,133.04
UBS AG STAMFORD CT LT CD DTD 03/06/2018 2.900% 03/02/2020	90275DHG8	1,045,000.00	A-1	P-1	03/02/18	03/06/18	1,045,000.00	2.93	7,492.07	1,045,000.00	1,047,978.25
BANK OF MONTREAL CHICAGO CERT DEPOS DTD 08/03/2018 3.190% 08/03/2020	06370REU9	1,200,000.00	A+	Aa2	08/01/18	08/03/18	1,200,000.00	3.23	32,112.67	1,200,000.00	1,204,939.20
SUMITOMO MITSUI BANK NY CERT DEPOS DTD 10/18/2018 3.390% 10/16/2020	86565BPC9	600,000.00	A	A1	10/16/18	10/18/18	599,184.00	3.46	2,599.00	599,882.35	607,448.40



Managed Account Detail of Securities Held

For the Month Ending **May 31, 2019**

CITY OF PASO ROBLES INVESTMENT PORTFOLIO - 69330010

Security Type/Description Dated Date/Coupon/Maturity	CUSIP	Par	S&P Rating	Moody's Rating	Trade Date	Settle Date	Original Cost	YTM at Cost	Accrued Interest	Amortized Cost	Market Value
Certificate of Deposit											
SWEDBANK (NEW YORK) CERT DEPOS DTD 11/17/2017 2.270% 11/16/2020	87019U6D6	1,150,000.00	AA-	Aa2	11/16/17	11/17/17	1,150,000.00	2.30	1,160.22	1,150,000.00	1,141,699.30
Security Type Sub-Total		6,585,000.00					6,583,794.00	2.66	65,257.17	6,584,849.14	6,591,544.04
Managed Account Sub-Total		62,474,000.00					62,065,941.21	2.33	317,775.67	62,170,264.26	62,686,481.01
Securities Sub-Total		\$62,474,000.00					\$62,065,941.21	2.33%	\$317,775.67	\$62,170,264.26	\$62,686,481.01
Accrued Interest											\$317,775.67
Total Investments											\$63,004,256.68



Managed Account Fair Market Value & Analytics

For the Month Ending **May 31, 2019**

CITY OF PASO ROBLES INVESTMENT PORTFOLIO - 69330010

Security Type/Description	Dated Date/Coupon/Maturity	CUSIP	Par	Broker	Next Call Date	Market Price	Market Value	Unreal G/L On Cost	Unreal G/L Amort Cost	Effective Duration	Duration to Worst at Mkt	YTM
U.S. Treasury Bond / Note												
US TREASURY NOTES	DTD 10/31/2013 1.750% 10/31/2020	912828WC0	1,000,000.00	MORGANST		99.55	995,508.00	(8,046.69)	(5,532.03)	1.39	1.39	2.07
US TREASURY NOTES	DTD 05/02/2016 1.375% 04/30/2021	912828Q78	885,000.00	MERRILL		98.88	875,078.27	8,849.95	(1,194.22)	1.88	1.88	1.97
US TREASURY NOTES	DTD 05/02/2016 1.375% 04/30/2021	912828O78	2,000,000.00	CITIGRP		98.88	1,977,578.00	37,812.37	13,609.18	1.88	1.88	1.97
US TREASURY NOTES	DTD 10/31/2014 2.000% 10/31/2021	912828F96	2,945,000.00	MORGAN_S		100.18	2,950,177.31	(14,839.49)	(5,610.31)	2.34	2.34	1.92
US TREASURY NOTES	DTD 11/30/2016 1.750% 11/30/2021	912828U65	1,000,000.00	TD		99.57	995,742.00	1,835.75	(470.04)	2.43	2.43	1.93
US TREASURY NOTES	DTD 01/31/2017 1.875% 01/31/2022	912828V72	1,060,000.00	HSBC		99.88	1,058,675.00	538.28	(218.01)	2.57	2.57	1.92
US TREASURY NOTES	DTD 02/02/2015 1.500% 01/31/2022	912828H86	1,700,000.00	JPM_CHAS		98.93	1,681,738.60	44,691.72	26,272.09	2.59	2.59	1.91
US TREASURY NOTES	DTD 03/31/2017 1.875% 03/31/2022	912828W89	1,015,000.00	CITIGRP		99.95	1,014,444.80	29,656.91	23,656.00	2.74	2.74	1.89
US TREASURY NOTES	DTD 03/31/2017 1.875% 03/31/2022	912828W89	1,340,000.00	BARCLAYS		99.95	1,339,267.02	17,953.74	11,963.14	2.74	2.74	1.89
US TREASURY NOTES	DTD 05/31/2017 1.750% 05/31/2022	912828XR6	1,000,000.00	BNP_PARI		99.54	995,352.00	24,531.69	15,870.74	2.91	2.91	1.91
US TREASURY NOTES	DTD 07/31/2015 2.000% 07/31/2022	912828XO8	920,000.00	HSBC		100.29	922,659.72	(9,379.34)	(5,232.97)	3.04	3.04	1.91
US TREASURY NOTES	DTD 09/30/2015 1.750% 09/30/2022	912828L57	860,000.00	BARCLAYS		99.49	855,632.92	8,364.95	4,474.11	3.21	3.21	1.91
US TREASURY NOTES	DTD 09/30/2015 1.750% 09/30/2022	912828L57	1,010,000.00	GOLDMAN		99.49	1,004,871.22	7,298.95	3,433.59	3.21	3.21	1.91
US TREASURY NOTES	DTD 09/30/2015 1.750% 09/30/2022	912828L57	1,615,000.00	HSBC		99.49	1,606,799.03	21,260.16	12,468.14	3.21	3.21	1.91
US TREASURY NOTES	DTD 09/30/2015 1.750% 09/30/2022	912828L57	1,955,000.00	BNP_PARI		99.49	1,945,072.51	70,639.89	53,030.33	3.21	3.21	1.91
US TREASURY N/B NOTES	DTD 10/31/2017 2.000% 10/31/2022	9128283C2	1,000,000.00	GOLDMAN		100.29	1,002,852.00	35,820.75	28,282.24	3.28	3.28	1.91
US TREASURY N/B NOTES	DTD 05/02/2016 1.625% 04/30/2023	912828R28	415,000.00	BNP_PARI		98.87	410,315.07	10,974.84	9,801.10	3.77	3.77	1.93



Managed Account Fair Market Value & Analytics

For the Month Ending **May 31, 2019**

CITY OF PASO ROBLES INVESTMENT PORTFOLIO - 69330010

Security Type/Description	Dated Date/Coupon/Maturity	CUSIP	Par	Broker	Next Call Date	Market Price	Market Value	Unreal G/L On Cost	Unreal G/L Amort Cost	Effective Duration	Duration to Worst at Mkt	YTM
U.S. Treasury Bond / Note												
US TREASURY N/B NOTES		912828R69	1,025,000.00	RBC		98.86	1,013,268.88	23,983.72	21,624.21	3.85	3.85	1.92
DTD 05/31/2016 1.625% 05/31/2023												
US TREASURY NOTES		912828S92	1,275,000.00	MORGAN_S		97.30	1,240,535.48	20,818.68	18,891.60	4.02	4.02	1.93
DTD 08/01/2016 1.250% 07/31/2023												
UNITED STATES TREASURY NOTES		9128285D8	614,000.00	MERRILL		103.88	637,840.39	7,698.91	7,974.88	4.05	4.05	1.94
DTD 10/01/2018 2.875% 09/30/2023												
US TREASURY NOTES		912828WE6	1,945,000.00	TD		103.43	2,011,631.81	46,953.88	47,846.12	4.18	4.18	1.94
DTD 11/15/2013 2.750% 11/15/2023												
US TREASURY NOTES		912828U57	1,400,000.00	BNP_PARI		100.80	1,411,156.60	35,820.66	33,875.11	4.27	4.27	1.94
DTD 11/30/2016 2.125% 11/30/2023												
Security Type Sub-Total			27,979,000.00				27,946,196.63	423,240.28	314,815.00	2.99	2.99	1.93
Federal Agency Bond / Note												
FANNIE MAE NOTES		3135G0U27	1,050,000.00	NOMURA		100.88	1,059,255.75	11,156.25	10,454.90	1.81	1.81	2.02
DTD 04/13/2018 2.500% 04/13/2021												
FNMA NOTES		3135G0N82	1,700,000.00	MORGANST		98.44	1,673,508.90	(20,473.10)	(23,760.12)	2.16	2.16	1.97
DTD 08/19/2016 1.250% 08/17/2021												
FANNIE MAE NOTES		3135G0S38	1,660,000.00	HSBC		100.10	1,661,698.18	(9,058.62)	(4,590.35)	2.50	2.50	1.96
DTD 01/09/2017 2.000% 01/05/2022												
FANNIE MAE NOTES		3135G0S38	2,000,000.00	JEFFERIE		100.10	2,002,046.00	8,766.00	5,689.94	2.50	2.50	1.96
DTD 01/09/2017 2.000% 01/05/2022												
FANNIE MAE NOTES		3135G0U92	1,000,000.00	BARCLAYS		101.62	1,016,199.00	13,559.00	13,815.00	2.49	2.49	1.98
DTD 01/11/2019 2.625% 01/11/2022												
FANNIE MAE NOTES		3135G0T45	1,685,000.00	KEYBANC		99.78	1,681,225.60	(3,824.95)	(3,811.84)	2.75	2.75	1.96
DTD 04/10/2017 1.875% 04/05/2022												
FREDDIE MAC NOTES		3137EAEN5	1,500,000.00	NOMURA		102.92	1,543,791.00	32,961.00	33,894.78	3.78	3.78	2.00
DTD 06/11/2018 2.750% 06/19/2023												
FANNIE MAE NOTES		3135G0U43	1,820,000.00	TD		103.57	1,884,915.76	68,246.36	67,886.20	4.00	4.00	2.00
DTD 09/14/2018 2.875% 09/12/2023												
FEDERAL HOME LOAN BANKS NOTES		3130A0F70	1,930,000.00	BARCLAYS		106.00	2,045,780.70	58,896.09	62,531.65	4.14	4.14	1.98
DTD 12/09/2013 3.375% 12/08/2023												
FANNIE MAE NOTES		3135G0V34	1,000,000.00	KEYBANC		102.23	1,022,280.00	25,800.00	25,599.37	4.37	4.37	2.00
DTD 02/08/2019 2.500% 02/05/2024												



Managed Account Fair Market Value & Analytics

For the Month Ending **May 31, 2019**

CITY OF PASO ROBLES INVESTMENT PORTFOLIO - 69330010

Security Type/Description Dated Date/Coupon/Maturity	CUSIP	Par	Broker	Next Call Date	Market Price	Market Value	Unreal G/L On Cost	Unreal G/L Amort Cost	Effective Duration	Duration to Worst at Mkt	YTM
Security Type Sub-Total		15,345,000.00				15,590,700.89	186,028.03	187,709.53	3.09	3.09	1.98

Corporate Note

APPLE INC BONDS DTD 02/09/2015 1.550% 02/07/2020	037833AX8	2,000,000.00	NEW ACCT		99.37	1,987,400.00	14,262.00	(8,547.60)	0.67	0.67	2.48
BONY MELLON CORP NOTE (CALLABLE) DTD 11/27/2015 2.450% 11/27/2020	06406HDF3	985,000.00	1ST TENN	10/27/20	100.08	985,803.76	(5,795.74)	(1,277.35)	1.40	1.37	2.39
BRANCH BANKING & TRUST (CALLABLE) NOTES DTD 10/26/2017 2.150% 02/01/2021	05531FAZ6	285,000.00	MORGAN_S	01/01/21	99.39	283,265.78	(1,603.12)	(1,664.02)	1.58	1.61	2.52
THE WALT DISNEY CORP DTD 01/08/2016 2.300% 02/12/2021	25468PDJ2	700,000.00	US_BANCO		99.84	698,884.90	8,285.90	4,562.82	1.64	1.64	2.40
JP MORGAN CHASE & CO CORP NT (CALLABLE) DTD 03/01/2016 2.550% 03/01/2021	46625HOJ2	965,000.00	JPM_CHAS	02/01/21	99.84	963,490.74	(11,786.51)	(6,573.31)	1.63	1.69	2.64
WELLS FARGO CORP NOTES DTD 03/04/2016 2.500% 03/04/2021	949746RS2	1,315,000.00	WELLSFAR		99.80	1,312,396.30	(29,534.90)	(12,973.53)	1.70	1.70	2.61
BERKSHIRE HATHAWAY INC (CALLABLE) NOTES DTD 03/15/2016 2.200% 03/15/2021	084670BO0	2,000,000.00	MIZUHO	02/15/21	100.01	2,000,204.00	2,924.00	1,424.00	1.68	1.74	2.19
TOYOTA MOTOR CREDIT CORP NOTES DTD 04/13/2018 2.950% 04/13/2021	89236TEU5	700,000.00	JPM_CHAS		101.02	707,128.10	7,408.10	7,305.15	1.80	1.80	2.39
MORGAN STANLEY CORP NOTES DTD 04/21/2016 2.500% 04/21/2021	61746BEA0	1,265,000.00	JPMCHASE		99.75	1,261,864.07	(24,653.58)	(12,126.29)	1.83	1.83	2.63
AMERICAN EXPRESS CREDIT (CALLABLE) NOTES DTD 03/03/2017 2.700% 03/03/2022	0258M0EG0	700,000.00	CITIGRP	01/31/22	100.40	702,791.60	16,826.60	12,857.47	2.57	2.54	2.55
AMAZON.COM INC BONDS DTD 06/06/2018 2.400% 02/22/2023	023135AW6	950,000.00	DAIWA		99.80	948,139.90	7,288.40	6,993.67	3.52	3.52	2.45
HOME DEPOT INC CORP NOTES DTD 04/05/2013 2.700% 04/01/2023	437076AZ5	700,000.00	GOLDMAN		100.95	706,670.30	19,900.30	17,016.31	3.61	3.61	2.44
Security Type Sub-Total		12,565,000.00				12,558,039.45	3,521.45	6,997.32	1.81	1.82	2.46

Certificate of Deposit



Managed Account Fair Market Value & Analytics

For the Month Ending **May 31, 2019**

CITY OF PASO ROBLES INVESTMENT PORTFOLIO - 69330010

Security Type/Description Dated Date/Coupon/Maturity	CUSIP	Par	Broker	Next Call Date	Market Price	Market Value	Unreal G/L On Cost	Unreal G/L Amort Cost	Effective Duration	Duration to Worst at Mkt	YTM
Certificate of Deposit											
SKANDINAVISKA ENSKILDA BANKEN NY CD DTD 08/04/2017 1.840% 08/02/2019	83050FXT3	1,000,000.00	BARCLAYS		99.87	998,706.00	(904.00)	(1,260.79)	0.17	0.17	2.54
MUFG BANK LTD/NY CERT DEPOS DTD 09/27/2017 2.070% 09/25/2019	06539RGM3	550,000.00	MITSU		99.75	548,639.85	(1,360.15)	(1,360.15)	0.32	0.32	2.29
NORDEA BANK AB NY CD DTD 02/22/2018 2.720% 02/20/2020	65590ASN7	1,040,000.00	GOLDMAN		100.21	1,042,133.04	2,133.04	2,133.04	0.70	0.70	2.43
UBS AG STAMFORD CT LT CD DTD 03/06/2018 2.900% 03/02/2020	90275DHG8	1,045,000.00	UBS		100.29	1,047,978.25	2,978.25	2,978.25	0.74	0.74	2.54
BANK OF MONTREAL CHICAGO CERT DEPOS DTD 08/03/2018 3.190% 08/03/2020	06370REU9	1,200,000.00	BMO		100.41	1,204,939.20	4,939.20	4,939.20	1.13	1.13	2.86
SUMITOMO MITSUI BANK NY CERT DEPOS DTD 10/18/2018 3.390% 10/16/2020	86565BPC9	600,000.00	GOLDMAN		101.24	607,448.40	8,264.40	7,566.05	1.34	1.34	2.51
SWEDBANK (NEW YORK) CERT DEPOS DTD 11/17/2017 2.270% 11/16/2020	87019U6D6	1,150,000.00	MERRILL		99.28	1,141,699.30	(8,300.70)	(8,300.70)	1.43	1.43	2.80
Security Type Sub-Total		6,585,000.00				6,591,544.04	7,750.04	6,694.90	0.86	0.86	2.60
Managed Account Sub-Total		62,474,000.00				62,686,481.01	620,539.80	516,216.75	2.55	2.55	2.12
Securities Sub-Total		\$62,474,000.00				\$62,686,481.01	\$620,539.80	\$516,216.75	2.55	2.55	2.12%
Accrued Interest						\$317,775.67					
Total Investments						\$63,004,256.68					



Managed Account Security Transactions & Interest

For the Month Ending **May 31, 2019**

CITY OF PASO ROBLES INVESTMENT PORTFOLIO - 69330010

Transaction Type		Security Description	CUSIP	Par	Principal Proceeds	Accrued Interest	Total	Realized G/L Cost	Realized G/L Amort Cost	Sale Method	
Trade	Settle										
BUY											
05/01/19	05/03/19	UNITED STATES TREASURY NOTES DTD 10/01/2018 2.875% 09/30/2023	9128285D8	614,000.00	(630,141.48)	(1,591.62)	(631,733.10)				
Transaction Type Sub-Total				614,000.00	(630,141.48)	(1,591.62)	(631,733.10)				
INTEREST											
05/03/19	05/03/19	SUMITOMO MITSUI BANK NY CD DTD 05/04/2017 2.050% 05/03/2019	86563YVNO	625,000.00	0.00	6,370.66	6,370.66				
05/15/19	05/15/19	US TREASURY NOTES DTD 11/15/2013 2.750% 11/15/2023	912828WE6	1,945,000.00	0.00	26,743.75	26,743.75				
05/16/19	05/16/19	SWEDBANK (NEW YORK) CERT DEPOS DTD 11/17/2017 2.270% 11/16/2020	87019U6D6	1,150,000.00	0.00	13,125.01	13,125.01				
05/17/19	05/17/19	IBM CORP NOTES DTD 02/19/2016 1.800% 05/17/2019	459200JE2	995,000.00	0.00	8,955.00	8,955.00				
05/27/19	05/27/19	BONY MELLON CORP NOTE (CALLABLE) DTD 11/27/2015 2.450% 11/27/2020	06406HDF3	985,000.00	0.00	12,066.25	12,066.25				
05/31/19	05/31/19	US TREASURY NOTES DTD 11/30/2016 1.750% 11/30/2021	912828U65	1,000,000.00	0.00	8,750.00	8,750.00				
05/31/19	05/31/19	US TREASURY N/B NOTES DTD 05/31/2016 1.625% 05/31/2023	912828R69	1,025,000.00	0.00	8,328.13	8,328.13				
05/31/19	05/31/19	US TREASURY NOTES DTD 05/31/2017 1.750% 05/31/2022	912828XR6	1,000,000.00	0.00	8,750.00	8,750.00				
05/31/19	05/31/19	US TREASURY NOTES DTD 11/30/2016 2.125% 11/30/2023	912828U57	1,400,000.00	0.00	14,875.00	14,875.00				
Transaction Type Sub-Total				10,125,000.00	0.00	107,963.80	107,963.80				
MATURITY											
05/03/19	05/03/19	SUMITOMO MITSUI BANK NY CD DTD 05/04/2017 2.050% 05/03/2019	86563YVNO	625,000.00	625,000.00	0.00	625,000.00	0.00	0.00		
05/17/19	05/17/19	IBM CORP NOTES DTD 02/19/2016 1.800% 05/17/2019	459200JE2	995,000.00	995,000.00	0.00	995,000.00	(2,407.90)	0.00		
Transaction Type Sub-Total				1,620,000.00	1,620,000.00	0.00	1,620,000.00	(2,407.90)	0.00		



Managed Account Security Transactions & Interest

For the Month Ending **May 31, 2019**

CITY OF PASO ROBLES INVESTMENT PORTFOLIO - 69330010

Transaction Type		Security Description	CUSIP	Par	Principal Proceeds	Accrued Interest	Total	Realized G/L	Realized G/L	Sale
Trade	Settle							Cost	Amort Cost	Method
Managed Account Sub-Total					989,858.52	106,372.18	1,096,230.70	(2,407.90)	0.00	
Total Security Transactions					\$989,858.52	\$106,372.18	\$1,096,230.70	(\$2,407.90)	\$0.00	



Managed Account Summary Statement

For the Month Ending **May 31, 2019**

CITY OF PASO ROBLES SHORT TERM FUNDS - 69330020

Transaction Summary - Managed Account

Opening Market Value	\$4,970,163.00
Maturities/Calls	(2,000,000.00)
Principal Dispositions	0.00
Principal Acquisitions	1,969,027.78
Unsettled Trades	0.00
Change in Current Value	11,103.22
Closing Market Value	\$4,950,294.00

Cash Transactions Summary - Managed Account

Maturities/Calls	2,000,000.00
Sale Proceeds	0.00
Coupon/Interest/Dividend Income	0.00
Principal Payments	0.00
Security Purchases	(1,969,027.78)
Net Cash Contribution	(30,972.22)
Reconciling Transactions	0.00

Earnings Reconciliation (Cash Basis) - Managed Account

Interest/Dividends/Coupons Received	0.00
Less Purchased Interest Related to Interest/Coupons	0.00
Plus Net Realized Gains/Losses	27,502.22
Total Cash Basis Earnings	\$27,502.22

Cash Balance

Closing Cash Balance	\$0.00
-----------------------------	---------------

Earnings Reconciliation (Accrual Basis)

	Total
Ending Amortized Value of Securities	4,950,019.42
Ending Accrued Interest	0.00
Plus Proceeds from Sales	0.00
Plus Proceeds of Maturities/Calls/Principal Payments	2,000,000.00
Plus Coupons/Dividends Received	0.00
Less Cost of New Purchases	(1,969,027.78)
Less Beginning Amortized Value of Securities	(4,970,086.38)
Less Beginning Accrued Interest	0.00
Total Accrual Basis Earnings	\$10,905.26



Portfolio Summary and Statistics

For the Month Ending **May 31, 2019**


CITY OF PASO ROBLES SHORT TERM FUNDS - 69330020

Account Summary

Description	Par Value	Market Value	Percent
Commercial Paper	5,000,000.00	4,950,294.00	100.00
Managed Account Sub-Total	5,000,000.00	4,950,294.00	100.00%
Accrued Interest		0.00	
Total Portfolio	5,000,000.00	4,950,294.00	

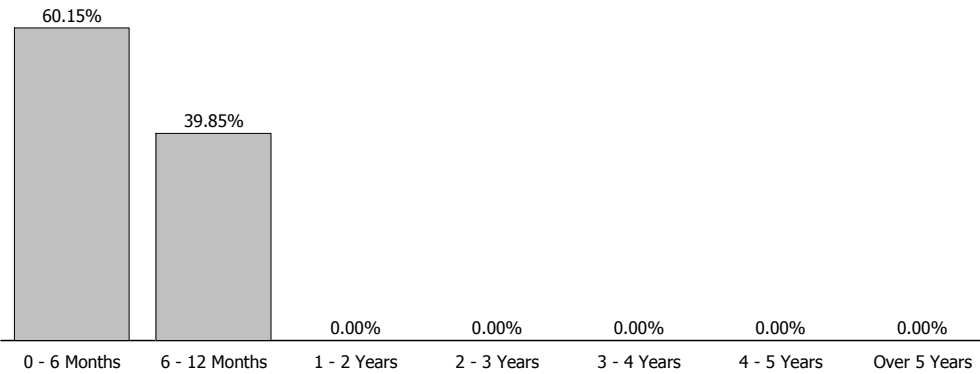
Unsettled Trades	0.00	0.00
-------------------------	-------------	-------------

Sector Allocation



Commercial Paper
100.00%

Maturity Distribution



Characteristics

Yield to Maturity at Cost	2.57%
Yield to Maturity at Market	2.51%
Duration to Worst	0.39
Weighted Average Days to Maturity	144



Managed Account Issuer Summary


For the Month Ending **May 31, 2019**

CITY OF PASO ROBLES SHORT TERM FUNDS - 69330020

Issuer Summary

Issuer	Market Value of Holdings	Percent
BNP PARIBAS	1,972,830.00	39.85
CREDIT AGRICOLE SA	1,983,530.00	40.07
MITSUBISHI UFJ FINANCIAL GROUP INC	993,934.00	20.08
Total	\$4,950,294.00	100.00%

Credit Quality (S&P Ratings)





Managed Account Detail of Securities Held

For the Month Ending **May 31, 2019**

CITY OF PASO ROBLES SHORT TERM FUNDS - 69330020

Security Type/Description Dated Date/Coupon/Maturity	CUSIP	Par	S&P Rating	Moody's Rating	Trade Date	Settle Date	Original Cost	YTM at Cost	Accrued Interest	Amortized Cost	Market Value
Commercial Paper											
MUFG BANK LTD/NY COMM PAPER DTD 01/28/2019 0.000% 08/26/2019	62479MVS9	1,000,000.00	A-1	P-1	02/28/19	03/01/19	987,095.00	2.64	0.00	993,765.00	993,934.00
CREDIT AGRICOLE CIB NY COMM PAPER DTD 03/31/2019 0.000% 09/30/2019	22533UWW9	2,000,000.00	A-1	P-1	04/02/19	04/03/19	1,974,800.00	2.55	0.00	1,983,060.00	1,983,530.00
BNP PARIBAS NY BRANCH COMM PAPER DTD 04/30/2019 0.000% 12/11/2019	09659CZB7	2,000,000.00	A-1	P-1	05/02/19	05/02/19	1,969,027.78	2.54	0.00	1,973,194.42	1,972,830.00
Security Type Sub-Total		5,000,000.00					4,930,922.78	2.57	0.00	4,950,019.42	4,950,294.00
Managed Account Sub-Total		5,000,000.00					4,930,922.78	2.57	0.00	4,950,019.42	4,950,294.00
Securities Sub-Total		\$5,000,000.00					\$4,930,922.78	2.57%	\$0.00	\$4,950,019.42	\$4,950,294.00
Accrued Interest											\$0.00
Total Investments											\$4,950,294.00



Managed Account Fair Market Value & Analytics

For the Month Ending **May 31, 2019**

CITY OF PASO ROBLES SHORT TERM FUNDS - 69330020

Security Type/Description Dated Date/Coupon/Maturity	CUSIP	Par	Broker	Next Call Date	Market Price	Market Value	Unreal G/L On Cost	Unreal G/L Amort Cost	Effective Duration	Duration to Worst at Mkt	YTM
Commercial Paper											
MUFG BANK LTD/NY COMM PAPER DTD 01/28/2019 0.000% 08/26/2019	62479MVS9	1,000,000.00	MITSU		99.39	993,934.00	6,839.00	169.00	0.24	0.24	2.53
CREDIT AGRICOLE CIB NY COMM PAPER DTD 03/31/2019 0.000% 09/30/2019	22533UWW9	2,000,000.00	CRE DAG		99.18	1,983,530.00	8,730.00	470.00	0.33	0.33	2.45
BNP PARIBAS NY BRANCH COMM PAPER DTD 04/30/2019 0.000% 12/11/2019	09659CZB7	2,000,000.00	BNP_PARI		98.64	1,972,830.00	3,802.22	(364.42)	0.52	0.52	2.56
Security Type Sub-Total		5,000,000.00				4,950,294.00	19,371.22	274.58	0.39	0.39	2.51
Managed Account Sub-Total		5,000,000.00				4,950,294.00	19,371.22	274.58	0.39	0.39	2.51
Securities Sub-Total		\$5,000,000.00				\$4,950,294.00	\$19,371.22	\$274.58	0.39	0.39	2.51%
Accrued Interest						\$0.00					
Total Investments						\$4,950,294.00					



Managed Account Security Transactions & Interest

For the Month Ending **May 31, 2019**

CITY OF PASO ROBLES SHORT TERM FUNDS - 69330020

Transaction Type					Principal	Accrued		Realized G/L	Realized G/L	Sale
Trade	Settle	Security Description	CUSIP	Par	Proceeds	Interest	Total	Cost	Amort Cost	Method
BUY										
05/02/19	05/02/19	BNP PARIBAS NY BRANCH COMM PAPER DTD 04/30/2019 0.000% 12/11/2019	09659CZB7	2,000,000.00	(1,969,027.78)	0.00	(1,969,027.78)			
Transaction Type Sub-Total				2,000,000.00	(1,969,027.78)	0.00	(1,969,027.78)			
MATURITY										
05/02/19	05/02/19	BNP PARIBAS NY BRANCH COMM PAPER DTD 11/01/2018 0.000% 05/02/2019	09659CS25	2,000,000.00	2,000,000.00	0.00	2,000,000.00	27,502.22	0.00	
Transaction Type Sub-Total				2,000,000.00	2,000,000.00	0.00	2,000,000.00	27,502.22	0.00	
Managed Account Sub-Total					30,972.22	0.00	30,972.22	27,502.22	0.00	
Total Security Transactions					\$30,972.22	\$0.00	\$30,972.22	\$27,502.22	\$0.00	



**Paso 2019
Maturing Investments
Sorted by Fund
May 31, 2019 - December 31, 9999**

City of Paso Robles
821 Pine Street, Suite A
Paso Robles, CA Paso Robles,
(805)305-0151

Maturity Date	CUSIP	Investment #	Fund	Security Type	Issuer	Dealer	Dealer's Phone Number	Maturity Par Value	Stated Rate	Comments
08/02/2019	83050FXT3	11038	100	NCB	Skandianav Enskilda Bk	PFM		1,000,000.00	1.840	
08/26/2019	62479MVS9	11099	100	ACP	MUFG Bank LTD NY	PFM		1,000,000.00	2.610	
August 2019 Subtotal								2,000,000.00		
09/25/2019	06539RGM3	11025	100	BCD	Bank of Tokoyo Mitsubishi	PFM		550,000.00	2.070	
09/30/2019	22533UWW9	11103	100	ACP	Credit Agricole CIB NY	PFM		2,000,000.00	2.520	
09/30/2019	22533UWW9	11104	100	ACP	Credit Agricole CIB NY	PFM		2,000,000.00	2.520	
September 2019 Subtotal								4,550,000.00		
12/11/2019	09659CZB7	11108	100	ACP	BNP Paribas NY	PFM		2,000,000.00	2.500	
December 2019 Subtotal								2,000,000.00		
02/07/2020	037833AX8	10887	100	MTN	Apple, Inc	GS		1,000,000.00	1.550	
02/20/2020	65590ASN7	11052	100	BCD	Nordea Bank of New York	PFM		1,040,000.00	2.720	
February 2020 Subtotal								2,040,000.00		
03/02/2020	90275DHG8	11102	100	BCD	UBS Finance Delaware	PFM		1,045,000.00	2.900	
March 2020 Subtotal								1,045,000.00		
08/03/2020	06370REU9	11071	100	NCB	Bank of Montreal	PFM		1,200,000.00	3.190	
August 2020 Subtotal								1,200,000.00		
10/16/2020	86565BPC5	11077	100	NCB	Sumitomo Mitsui Bank	PFM		600,000.00	3.390	
10/31/2020	912828WC0	10900	100	TRC	U.S. Treasury	PFM		1,000,000.00	1.750	
October 2020 Subtotal								1,600,000.00		
11/16/2020	87019U6D6	11016	100	BCD	Swedbank (New York)	PFM		1,150,000.00	2.270	
11/27/2020	06406HDF3	10929	100	MTN	Bank of New York Mellon	PFM		985,000.00	2.450	
November 2020 Subtotal								2,135,000.00		
02/01/2021	0531FAZ6	11051	100	MTN	BB&T Corp	PFM		285,000.00	2.150	
02/12/2021	25468PDJ2	11059	100	MTN	Walt Disney Co.	PFM		700,000.00	2.300	
February 2021 Subtotal								985,000.00		
03/01/2021	SYS11007	11007	100	MC1	JPMorgan Chase	PFM		965,000.00	2.550	
03/04/2021	949746RS2	10933	100	MTN	Wells Fargo & Company	PFM		1,315,000.00	2.500	

Paso 2019
Maturing Investments
Sorted by Fund

Maturity Date	CUSIP	Investment #	Fund	Security Type	Issuer	Dealer	Dealer's Phone Number	Maturity Par Value	Stated Rate	Comments
03/15/2021	084670BQ0	10957	100	MTN	Berkshire Hathaway	PFM		2,000,000.00	2.200	
March 2021 Subtotal								4,280,000.00		
04/13/2021	89236TEU5	11062	100	MTN	Toyota Motor Corp	PFM		700,000.00	2.950	
04/13/2021	3135G0U27	11066	100	FAC	Federal National Mtg Assn	PFM		1,050,000.00	2.500	
04/21/2021	61746BEA0	10942	100	MTN	Morgan Stanley Dean Witter	PFM		1,265,000.00	2.500	
04/30/2021	912828Q78	10964	100	TRC	U.S. Treasury	PFM		885,000.00	1.375	
04/30/2021	912828Q78	11050	100	TRC	U.S. Treasury	PFM		2,000,000.00	1.375	
April 2021 Subtotal								5,900,000.00		
08/17/2021	3135G0N82	10945	100	FAC	Federal National Mtg Assn	PFM		1,700,000.00	1.250	
August 2021 Subtotal								1,700,000.00		
10/31/2021	912828F96	10975	100	TRC	U.S. Treasury	PFM		2,945,000.00	2.000	
October 2021 Subtotal								2,945,000.00		
11/30/2021	912828U65	11014	100	TRC	U.S. Treasury	PFM		1,000,000.00	1.750	
November 2021 Subtotal								1,000,000.00		
01/05/2022	3135G0S38	10958	100	FAC	Federal National Mtg Assn	PFM		2,000,000.00	2.000	
01/05/2022	3135G0S38	10979	100	FAC	Federal National Mtg Assn	PFM		1,660,000.00	2.000	
01/11/2022	3135G0U92	11095	100	FAC	Federal National Mtg Assn	PFM		1,000,000.00	2.625	
01/31/2022	912828V72	10982	100	TRC	U.S. Treasury	PFM		1,060,000.00	1.875	
01/31/2022	912828H86	11060	100	TRC	U.S. Treasury	PFM		1,700,000.00	1.500	
January 2022 Subtotal								7,420,000.00		
03/03/2022	0258M0EG0	11057	100	MTN	American Express Credit	PFM		700,000.00	2.700	
03/31/2022	912828W89	11021	100	TRC	U.S. Treasury	PFM		1,340,000.00	1.875	
03/31/2022	912828W89	11074	100	TRC	U.S. Treasury	PFM		1,015,000.00	1.875	
March 2022 Subtotal								3,055,000.00		
04/05/2022	3135G0T45	10978	100	FAC	Federal National Mtg Assn	PFM		1,685,000.00	1.875	
April 2022 Subtotal								1,685,000.00		
05/31/2022	912828XR6	11039	100	TRC	U.S. Treasury	PFM		1,000,000.00	1.750	
May 2022 Subtotal								1,000,000.00		
07/31/2022	912828XQ8	11002	100	TRC	U.S. Treasury	PFM		920,000.00	2.000	
July 2022 Subtotal								920,000.00		
09/30/2022	912828L57	100	100	TRC	U.S. Treasury			1,955,000.00	1.750	
09/30/2022	912828L57	11011	100	TRC	U.S. Treasury	PFM		1,010,000.00	1.750	

Paso 2019
Maturing Investments
Sorted by Fund

Maturity Date	CUSIP	Investment #	Fund	Security Type	Issuer	Dealer	Dealer's Phone Number	Maturity Par Value	Stated Rate	Comments
09/30/2022	912828L57	11015	100	TRC	U.S. Treasury	PFM		860,000.00	1.750	
09/30/2022	912828L57	11017	100	TRC	U.S. Treasury	PFM		1,615,000.00	1.750	
September 2022 Subtotal								5,440,000.00		
10/31/2022	9128283C2	11067	100	TRC	U.S. Treasury	PFM		1,000,000.00	2.000	
October 2022 Subtotal								1,000,000.00		
02/22/2023	023135AW6	11106	100	MC1	AMAZON	PFM		950,000.00	2.400	
February 2023 Subtotal								950,000.00		
04/01/2023	437076AZ5	11058	100	MTN	Home Depot	PFM		700,000.00	2.700	
04/30/2023	912828R28	11092	100	TRC	U.S. Treasury	PFM		415,000.00	1.625	
April 2023 Subtotal								1,115,000.00		
05/31/2023	912828R69	11094	100	TRC	U.S. Treasury	PFM		1,025,000.00	1.625	
May 2023 Subtotal								1,025,000.00		
06/19/2023	3137EAEN5	11084	100	FAC	Federal Home Loan Mtg Corp	PFM		1,500,000.00	2.750	
June 2023 Subtotal								1,500,000.00		
07/31/2023	912828S92	11105	100	TRC	U.S. Treasury	PFM		1,275,000.00	1.250	
July 2023 Subtotal								1,275,000.00		
09/12/2023	3135G0U43	11079	100	FAC	Federal National Mtg Assn	PFM		1,820,000.00	2.875	
09/30/2023	9128285D8	11107	100	TRC	U.S. Treasury	PFM		614,000.00	2.875	
September 2023 Subtotal								2,434,000.00		
11/15/2023	912828WE6	11100	100	TRC	U.S. Treasury	PFM		1,945,000.00	2.750	
11/30/2023	912828U57	11083	100	TRC	U.S. Treasury	PFM		1,400,000.00	2.125	
November 2023 Subtotal								3,345,000.00		
12/08/2023	3130A0F70	11093	100	FAC	Federal Home Loan Bank	PFM		1,930,000.00	3.375	
December 2023 Subtotal								1,930,000.00		
02/05/2024	3135G0V34	11098	100	FAC	Federal National Mtg Assn	PFM		1,000,000.00	2.500	
February 2024 Subtotal								1,000,000.00		
03/15/2024	717081ES8	11109	100	MTN	Pfizer Inc.	PFM		965,000.00	2.950	
March 2024 Subtotal								965,000.00		
Total								69,439,000.00		

Local Agency Investment Fund
P.O. Box 942809
Sacramento, CA 94209-0001
(916) 653-3001

www.treasurer.ca.gov/pmia-laif/laif.asp

June 04, 2019

CITY OF PASO ROBLES

CITY TREASURER
 821 PINE STREET, SUITE A
 PASO ROBLES, CA 93446

PMIA Average Monthly Yields

Account Number:
 98-40-271

Tran Type Definitions

May 2019 Statement

Effective Date	Transaction Date	Tran Type	Confirm Number	Authorized Caller	Amount
5/2/2019	5/1/2019	RD	1605621	MICHAEL J. COMPTON	700,000.00
5/6/2019	5/6/2019	RW	1605856	MICHAEL J. COMPTON	-400,000.00
5/8/2019	5/8/2019	RW	1606009	MICHAEL J. COMPTON	-800,000.00
5/14/2019	5/13/2019	RW	1606342	MICHAEL J. COMPTON	-700,000.00
5/15/2019	5/15/2019	RD	1606433	MICHAEL J. COMPTON	900,000.00
5/20/2019	5/20/2019	RW	1606752	MICHAEL J. COMPTON	-500,000.00
5/24/2019	5/24/2019	RD	1607143	MICHAEL J. COMPTON	1,200,000.00
5/28/2019	5/24/2019	RW	1607205	MICHAEL J. COMPTON	-2,649,726.85
5/29/2019	5/29/2019	RD	1607317	MICHAEL J. COMPTON	3,000,000.00

Account Summary

Total Deposit:	5,800,000.00	Beginning Balance:	9,749,726.85
Total Withdrawal:	-5,049,726.85	Ending Balance:	10,500,000.00