



Memorandum

To: City Council

Cc: Thomas Frutchey, City Manager
Executive Managers

From: Mike Compton, City Treasurer

Subject: Monthly Treasurer's Report – August 2019

Date: September 11, 2019

This report presents the City's investment portfolio as of August, 2019. It includes all investments managed by the City except funds held by various City's trustees; i.e. bond reserve funds, deferred compensation plans, Section 115 Trust plan and other post-retirement benefit funds. This report does include funds under management by PFM Asset Management LLC (PFM). The investment portfolio is in compliance with all State laws.

Funds under management by PFM do not include bank cash accounts nor money market accounts or funds held in the Local Agency Investment Fund (LAIF) managed by State of California Treasurer's Office. Thus, the PFM report attached herein does not reflect these balances. In order to fully report all funds on hand at month end, the first page included herein reflects all the liquidity funds held and managed by the City.

With regards to the PFM Report, it contains two components; the long-term portfolio #69330010 and the short-term portfolio #69330020. PFM's reported 'yield to maturity at market' on the long-term portfolio of 1.63% as compared to last month's 1.98%. The short-term portfolio was 2.12% as compared to last month's 2.22%.

Total Funds on hand at July 30, 2019 included the following:

Liquidity Funds (PPB + LAIF + CWB-MM)	\$11,453,631
PFM Short Term (less than 1 year @ par)	\$ 4,000,000
PFM Long Term (> than 1 year < less than 5 years) @ par)	<u>\$57,424,000</u>
Total Portfolio	<u>\$72,877,631</u>

I hereby certify that the City's investment portfolio provides sufficient liquidity to meet the City's cash flow requirements for the next six months.

Please don't hesitate to contact me should you have any questions and/or concerns.

Michael J. Compton, City Treasurer



**Paso
Maturing Investments
Sorted by Fund
August 31, 2019 - December 31, 9999**

City of Paso Robles
821 Pine Street, Suite A
Paso Robles, CA Paso Robles,
(805)305-0151

Maturity Date	CUSIP	Investment #	Fund	Security Type	Issuer	Dealer	Dealer's Phone Number	Maturity Par Value	Stated Rate	Comments
09/25/2019	06539RGM3	11025	100	BCD	Bank of Tokoyo Mitsubishi	PFM		550,000.00	2.070	
09/30/2019	22533UWW9	11104	100	ACP	Credit Agricole CIB NY	PFM		2,000,000.00	2.520	
September 2019 Subtotal								2,550,000.00		
11/15/2019	912828U32	11113	100	TRC	U.S. Treasury			1,050,000.00	1.000	
November 2019 Subtotal								1,050,000.00		
12/11/2019	09659CZB7	11108	100	ACP	BNP Paribas NY	PFM		2,000,000.00	2.500	
December 2019 Subtotal								2,000,000.00		
02/20/2020	65590ASN7	11052	100	BCD	Nordea Bank of New York	PFM		1,040,000.00	2.720	
February 2020 Subtotal								1,040,000.00		
03/02/2020	90275DHG8	11102	100	BCD	UBS Finance Delaware	PFM		1,045,000.00	2.900	
March 2020 Subtotal								1,045,000.00		
08/03/2020	06370REU9	11071	100	NCB	Bank of Montreal	PFM		1,200,000.00	3.190	
August 2020 Subtotal								1,200,000.00		
10/16/2020	86565BPC5	11077	100	NCB	Sumitomo Mitsui Bank	PFM		600,000.00	3.390	
October 2020 Subtotal								600,000.00		
11/16/2020	87019U6D6	11016	100	BCD	Swedbank (New York)	PFM		1,150,000.00	2.270	
11/27/2020	06406HDF3	10929	100	MTN	Bank of New York Mellon	PFM		985,000.00	2.450	
November 2020 Subtotal								2,135,000.00		
02/01/2021	0531FAZ6	11051	100	MTN	BB&T Corp	PFM		285,000.00	2.150	
February 2021 Subtotal								285,000.00		
03/01/2021	SYS11007	11007	100	MC1	JPMorgan Chase	PFM		965,000.00	2.550	
03/04/2021	949746RS2	10933	100	MTN	Wells Fargo & Company	PFM		1,315,000.00	2.500	
03/15/2021	084670BQ0	10957	100	MTN	Berkshire Hathaway	PFM		2,000,000.00	2.200	
March 2021 Subtotal								4,280,000.00		
04/13/2021	89236TEU5	11062	100	MTN	Toyota Motor Corp	PFM		700,000.00	2.950	
04/21/2021	61746BEA0	10942	100	MTN	Morgan Stanley Dean Witter	PFM		1,265,000.00	2.500	
04/30/2021	912828Q78	11050	100	TRC	U.S. Treasury	PFM		885,000.00	1.375	

**Paso
Maturing Investments
Sorted by Fund**

Maturity Date	CUSIP	Investment #	Fund	Security Type	Issuer	Dealer	Dealer's Phone Number	Maturity Par Value	Stated Rate	Comments
							April 2021 Subtotal	2,850,000.00		
08/17/2021	3135G0N82	10945	100	FAC	Federal National Mtg Assn	PFM		1,700,000.00	1.250	
							August 2021 Subtotal	1,700,000.00		
10/31/2021	912828F96	10975	100	TRC	U.S. Treasury	PFM		2,945,000.00	2.000	
							October 2021 Subtotal	2,945,000.00		
11/30/2021	912828U65	11014	100	TRC	U.S. Treasury	PFM		1,000,000.00	1.750	
							November 2021 Subtotal	1,000,000.00		
01/05/2022	3135G0S38	10958	100	FAC	Federal National Mtg Assn	PFM		2,000,000.00	2.000	
01/05/2022	3135G0S38	10979	100	FAC	Federal National Mtg Assn	PFM		1,660,000.00	2.000	
01/11/2022	3135G0U92	11095	100	FAC	Federal National Mtg Assn	PFM		1,000,000.00	2.625	
01/31/2022	912828V72	10982	100	TRC	U.S. Treasury	PFM		1,060,000.00	1.875	
01/31/2022	912828H86	11060	100	TRC	U.S. Treasury	PFM		1,700,000.00	1.500	
							January 2022 Subtotal	7,420,000.00		
03/03/2022	0258M0EG0	11057	100	MTN	American Express Credit	PFM		700,000.00	2.700	
03/31/2022	912828W89	11021	100	TRC	U.S. Treasury	PFM		1,340,000.00	1.875	
03/31/2022	912828W89	11074	100	TRC	U.S. Treasury	PFM		1,015,000.00	1.875	
							March 2022 Subtotal	3,055,000.00		
04/05/2022	3135G0T45	10978	100	FAC	Federal National Mtg Assn	PFM		1,685,000.00	1.875	
							April 2022 Subtotal	1,685,000.00		
05/31/2022	912828XR6	11039	100	TRC	U.S. Treasury	PFM		1,000,000.00	1.750	
							May 2022 Subtotal	1,000,000.00		
07/31/2022	912828XQ8	11002	100	TRC	U.S. Treasury	PFM		920,000.00	2.000	
							July 2022 Subtotal	920,000.00		
09/01/2022	254687FJ0	11118	100	MTN	Walt Disney Company	PFM		575,000.00	1.650	
09/11/2022	037833DL1	11120	100	MTN	Apple, Inc	PFM		1,130,000.00	1.700	
09/30/2022	912828L57	100	100	TRC	U.S. Treasury			1,955,000.00	1.750	
09/30/2022	912828L57	11017	100	TRC	U.S. Treasury	PFM		1,485,000.00	1.750	
							September 2022 Subtotal	5,145,000.00		
10/31/2022	9128283C2	11067	100	TRC	U.S. Treasury	PFM		1,000,000.00	2.000	
							October 2022 Subtotal	1,000,000.00		

**Paso
Maturing Investments
Sorted by Fund**

Maturity Date	CUSIP	Investment #	Fund	Security Type	Issuer	Dealer	Dealer's Phone Number	Maturity Par Value	Stated Rate	Comments
02/22/2023	023135AW6	11106	100	MC1	AMAZON	PFM		950,000.00	2.400	
February 2023 Subtotal								950,000.00		
04/01/2023	437076AZ5	11058	100	MTN	Home Depot	PFM		700,000.00	2.700	
04/30/2023	912828R28	11092	100	TRC	U.S. Treasury	PFM		415,000.00	1.625	
April 2023 Subtotal								1,115,000.00		
05/31/2023	912828R69	11094	100	TRC	U.S. Treasury	PFM		1,025,000.00	1.625	
May 2023 Subtotal								1,025,000.00		
06/19/2023	3137EAEN5	11084	100	FAC	Federal Home Loan Mtg Corp	PFM		1,500,000.00	2.750	
June 2023 Subtotal								1,500,000.00		
07/31/2023	912828S92	11105	100	TRC	U.S. Treasury	PFM		1,275,000.00	1.250	
July 2023 Subtotal								1,275,000.00		
09/12/2023	3135G0U43	11079	100	FAC	Federal National Mtg Assn	PFM		1,820,000.00	2.875	
09/30/2023	9128285D8	11107	100	TRC	U.S. Treasury	PFM		614,000.00	2.875	
September 2023 Subtotal								2,434,000.00		
11/15/2023	912828WE6	11100	100	TRC	U.S. Treasury	PFM		1,945,000.00	2.750	
11/30/2023	912828U57	11083	100	TRC	U.S. Treasury	PFM		1,400,000.00	2.125	
November 2023 Subtotal								3,345,000.00		
12/08/2023	3130A0F70	11093	100	FAC	Federal Home Loan Bank	PFM		1,930,000.00	3.375	
December 2023 Subtotal								1,930,000.00		
02/05/2024	3135G0V34	11101	100	FAC	Federal National Mtg Assn	PFM		1,000,000.00	2.500	
February 2024 Subtotal								1,000,000.00		
03/15/2024	717081ES8	11109	100	MTN	Pfizer Inc.	PFM		965,000.00	2.950	
March 2024 Subtotal								965,000.00		
06/30/2024	912828XX3	11110	100	TRC	U.S. Treasury	PFM		985,000.00	2.000	
June 2024 Subtotal								985,000.00		
Total								61,429,000.00		



Managed Account Summary Statement

For the Month Ending **August 31, 2019**

CITY OF PASO ROBLES INVESTMENT PORTFOLIO - 69330010

Transaction Summary - Managed Account

Opening Market Value	\$58,847,022.60
Maturities/Calls	(1,000,000.00)
Principal Dispositions	0.00
Principal Acquisitions	0.00
Unsettled Trades	0.00
Change in Current Value	563,785.07
Closing Market Value	\$58,410,807.67

Cash Transactions Summary - Managed Account

Maturities/Calls	1,000,000.00
Sale Proceeds	0.00
Coupon/Interest/Dividend Income	115,497.64
Principal Payments	0.00
Security Purchases	0.00
Net Cash Contribution	(1,115,497.64)
Reconciling Transactions	0.00

Earnings Reconciliation (Cash Basis) - Managed Account

Interest/Dividends/Coupons Received	115,497.64
Less Purchased Interest Related to Interest/Coupons	0.00
Plus Net Realized Gains/Losses	390.00
Total Cash Basis Earnings	\$115,887.64

Cash Balance

Closing Cash Balance **\$0.00**

Earnings Reconciliation (Accrual Basis)

	Total
Ending Amortized Value of Securities	57,222,605.35
Ending Accrued Interest	372,817.68
Plus Proceeds from Sales	0.00
Plus Proceeds of Maturities/Calls/Principal Payments	1,000,000.00
Plus Coupons/Dividends Received	115,497.64
Less Cost of New Purchases	0.00
Less Beginning Amortized Value of Securities	(58,216,478.10)
Less Beginning Accrued Interest	(381,195.99)
Total Accrual Basis Earnings	\$113,246.58



Managed Account Issuer Summary

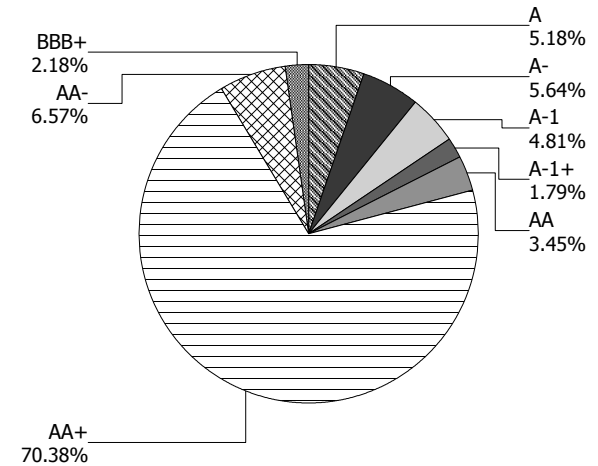
For the Month Ending **August 31, 2019**

CITY OF PASO ROBLES INVESTMENT PORTFOLIO - 69330010

Issuer Summary

Issuer	Market Value of Holdings	Percent
AMAZON.COM INC	967,195.00	1.66
AMERICAN EXPRESS CO	713,937.70	1.22
APPLE INC	997,595.00	1.71
BANK OF MONTREAL	1,211,943.60	2.07
BB&T CORPORATION	285,485.07	0.49
BERKSHIRE HATHAWAY INC	2,012,610.00	3.45
FANNIE MAE	12,146,952.00	20.80
FEDERAL HOME LOAN BANKS	2,081,541.67	3.56
FREDDIE MAC	1,569,369.00	2.69
HOME DEPOT INC	723,544.50	1.24
JP MORGAN CHASE & CO	972,631.22	1.67
MITSUBISHI UFJ FINANCIAL GROUP INC	549,868.55	0.94
MORGAN STANLEY	1,272,025.81	2.18
NORDEA BANK AB	1,044,243.20	1.79
PFIZER INC	1,005,727.83	1.72
SUMITOMO MITSUI FINANCIAL GROUP INC	611,010.00	1.05
SWEDBANK AB	1,153,044.05	1.97
THE BANK OF NEW YORK MELLON CORPORATION	989,499.48	1.69
THE WALT DISNEY CORPORATION	703,499.30	1.20
TOYOTA MOTOR CORP	712,131.70	1.22
UBS AG	1,050,109.01	1.80
UNITED STATES TREASURY	24,314,024.99	41.62
WELLS FARGO & COMPANY	1,322,818.99	2.26
Total	\$58,410,807.67	100.00%

Credit Quality (S&P Ratings)





Managed Account Detail of Securities Held

For the Month Ending **August 31, 2019**

CITY OF PASO ROBLES INVESTMENT PORTFOLIO - 69330010

Security Type/Description Dated Date/Coupon/Maturity	CUSIP	Par	S&P Rating	Moody's Rating	Trade Date	Settle Date	Original Cost	YTM at Cost	Accrued Interest	Amortized Cost	Market Value
U.S. Treasury Bond / Note											
US TREASURY NOTES DTD 05/02/2016 1.375% 04/30/2021	912828Q78	885,000.00	AA+	Aaa	01/29/18	01/31/18	858,346.29	2.34	4,100.34	871,101.88	881,715.77
US TREASURY NOTES DTD 10/31/2014 2.000% 10/31/2021	912828F96	2,945,000.00	AA+	Aaa	04/03/17	04/05/17	2,965,016.80	1.84	19,846.74	2,954,691.14	2,975,486.64
US TREASURY NOTES DTD 11/30/2016 1.750% 11/30/2021	912828U65	1,000,000.00	AA+	Aaa	11/02/17	11/03/17	993,906.25	1.91	4,446.72	996,586.12	1,005,625.00
US TREASURY NOTES DTD 01/31/2017 1.875% 01/31/2022	912828V72	1,060,000.00	AA+	Aaa	07/07/17	07/11/17	1,058,136.72	1.92	1,728.26	1,058,995.49	1,069,730.80
US TREASURY NOTES DTD 02/02/2015 1.500% 01/31/2022	912828H86	1,700,000.00	AA+	Aaa	04/04/18	04/06/18	1,637,046.88	2.52	2,217.39	1,659,558.77	1,701,195.10
US TREASURY NOTES DTD 03/31/2017 1.875% 03/31/2022	912828W89	1,015,000.00	AA+	Aaa	09/05/18	09/06/18	984,787.89	2.76	8,007.68	992,861.70	1,025,546.87
US TREASURY NOTES DTD 03/31/2017 1.875% 03/31/2022	912828W89	1,340,000.00	AA+	Aaa	01/04/18	01/08/18	1,321,313.28	2.22	10,571.72	1,328,398.63	1,353,923.94
US TREASURY NOTES DTD 05/31/2017 1.750% 05/31/2022	912828XR6	1,000,000.00	AA+	Aaa	01/29/18	01/31/18	970,820.31	2.46	4,446.72	981,149.77	1,007,891.00
US TREASURY NOTES DTD 07/31/2015 2.000% 07/31/2022	912828X08	920,000.00	AA+	Aaa	09/01/17	09/05/17	932,039.06	1.72	1,600.00	927,278.57	934,878.24
US TREASURY NOTES DTD 09/30/2015 1.750% 09/30/2022	912828L57	1,485,000.00	AA+	Aaa	12/01/17	12/05/17	1,457,910.35	2.15	10,934.63	1,467,381.17	1,499,095.62
US TREASURY NOTES DTD 09/30/2015 1.750% 09/30/2022	912828L57	1,955,000.00	AA+	Aaa	06/04/18	06/06/18	1,874,432.62	2.77	14,395.42	1,896,590.54	1,973,556.86
US TREASURY N/B NOTES DTD 10/31/2017 2.000% 10/31/2022	9128283C2	1,000,000.00	AA+	Aaa	05/02/18	05/04/18	967,031.25	2.79	6,739.13	976,354.21	1,017,422.00
US TREASURY N/B NOTES DTD 05/02/2016 1.625% 04/30/2023	912828R28	415,000.00	AA+	Aaa	01/30/19	01/31/19	399,340.23	2.57	2,272.35	401,397.80	417,934.05
US TREASURY N/B NOTES DTD 05/31/2016 1.625% 05/31/2023	912828R69	1,025,000.00	AA+	Aaa	02/11/19	02/13/19	989,285.16	2.49	4,232.33	993,652.60	1,032,447.65



Managed Account Detail of Securities Held

For the Month Ending **August 31, 2019**

CITY OF PASO ROBLES INVESTMENT PORTFOLIO - 69330010

Security Type/Description Dated Date/Coupon/Maturity	CUSIP	Par	S&P Rating	Moody's Rating	Trade Date	Settle Date	Original Cost	YTM at Cost	Accrued Interest	Amortized Cost	Market Value
U.S. Treasury Bond / Note											
US TREASURY NOTES DTD 08/01/2016 1.250% 07/31/2023	912828S92	1,275,000.00	AA+	Aaa	04/03/19	04/05/19	1,219,716.80	2.31	1,385.87	1,224,743.87	1,266,333.83
UNITED STATES TREASURY NOTES DTD 10/01/2018 2.875% 09/30/2023	9128285D8	614,000.00	AA+	Aaa	05/01/19	05/03/19	630,141.48	2.25	7,427.55	628,990.03	649,185.27
US TREASURY NOTES DTD 11/15/2013 2.750% 11/15/2023	912828WE6	1,945,000.00	AA+	Aaa	03/06/19	03/08/19	1,964,677.93	2.52	15,842.76	1,962,783.76	2,049,847.17
US TREASURY NOTES DTD 11/30/2016 2.125% 11/30/2023	912828U57	1,400,000.00	AA+	Aaa	01/02/19	01/04/19	1,375,335.94	2.51	7,559.43	1,378,488.87	1,440,468.40
US TREASURY N/B NOTES DTD 06/30/2017 2.000% 06/30/2024	912828XX3	985,000.00	AA+	Aaa	07/01/19	07/03/19	995,157.81	1.78	3,372.55	994,839.34	1,011,740.78
Security Type Sub-Total		23,964,000.00					23,594,443.05	2.30	131,127.59	23,695,844.26	24,314,024.99
Federal Agency Bond / Note											
FANNIE MAE NOTES DTD 04/13/2018 2.500% 04/13/2021	3135G0U27	1,050,000.00	AA+	Aaa	04/12/18	04/13/18	1,048,099.50	2.56	10,062.50	1,048,958.18	1,065,678.60
FNMA NOTES DTD 08/19/2016 1.250% 08/17/2021	3135G0N82	1,700,000.00	AA+	Aaa	09/01/16	09/02/16	1,693,982.00	1.32	826.39	1,697,573.54	1,690,049.90
FANNIE MAE NOTES DTD 01/09/2017 2.000% 01/05/2022	3135G0S38	1,660,000.00	AA+	Aaa	06/27/17	06/29/17	1,670,756.80	1.85	5,164.44	1,665,695.13	1,676,686.32
FANNIE MAE NOTES DTD 01/09/2017 2.000% 01/05/2022	3135G0S38	2,000,000.00	AA+	Aaa	02/15/17	02/16/17	1,993,280.00	2.07	6,222.22	1,996,699.04	2,020,104.00
FANNIE MAE NOTES DTD 01/11/2019 2.625% 01/11/2022	3135G0U92	1,000,000.00	AA+	Aaa	02/11/19	02/13/19	1,002,640.00	2.53	3,645.83	1,002,165.18	1,025,396.00
FANNIE MAE NOTES DTD 04/10/2017 1.875% 04/05/2022	3135G0T45	1,685,000.00	AA+	Aaa	06/27/17	06/29/17	1,685,050.55	1.87	12,813.02	1,685,034.14	1,702,065.68
FREDDIE MAC NOTES DTD 06/11/2018 2.750% 06/19/2023	3137EAEN5	1,500,000.00	AA+	Aaa	01/02/19	01/04/19	1,510,830.00	2.58	8,250.00	1,509,314.42	1,569,369.00
FANNIE MAE NOTES DTD 09/14/2018 2.875% 09/12/2023	3135G0U43	1,820,000.00	AA+	Aaa	12/04/18	12/06/18	1,816,669.40	2.92	24,563.68	1,817,192.70	1,920,691.50



Managed Account Detail of Securities Held

For the Month Ending **August 31, 2019**

CITY OF PASO ROBLES INVESTMENT PORTFOLIO - 69330010

Security Type/Description Dated Date/Coupon/Maturity	CUSIP	Par	S&P Rating	Moody's Rating	Trade Date	Settle Date	Original Cost	YTM at Cost	Accrued Interest	Amortized Cost	Market Value
Federal Agency Bond / Note											
FEDERAL HOME LOAN BANKS NOTES DTD 12/09/2013 3.375% 12/08/2023	3130A0F70	1,930,000.00	AA+	Aaa	01/30/19	01/31/19	1,986,884.61	2.72	15,017.81	1,980,465.91	2,081,541.67
FANNIE MAE NOTES DTD 02/08/2019 2.500% 02/05/2024	3135G0V34	1,000,000.00	AA+	Aaa	02/11/19	02/13/19	996,480.00	2.58	1,805.56	996,848.29	1,046,280.00
Security Type Sub-Total		15,345,000.00					15,404,672.86	2.28	88,371.45	15,399,946.53	15,797,862.67
Corporate Note											
APPLE INC BONDS DTD 02/09/2015 1.550% 02/07/2020	037833AX8	1,000,000.00	AA+	Aa1	05/28/15	05/28/15	986,569.00	1.85	947.22	998,711.72	997,595.00
BONY MELLON CORP NOTE (CALLABLE) DTD 11/27/2015 2.450% 11/27/2020	06406HDF3	985,000.00	A	A1	02/29/16	03/03/16	991,599.50	2.30	6,301.26	986,716.54	989,499.48
BRANCH BANKING & TRUST (CALLABLE) NOTES DTD 10/26/2017 2.150% 02/01/2021	05531FAZ6	285,000.00	A-	A2	10/23/17	10/26/17	284,868.90	2.17	510.63	284,940.17	285,485.07
THE WALT DISNEY CORP DTD 01/08/2016 2.300% 02/12/2021	25468PDJ2	700,000.00	A	A2	04/04/18	04/06/18	690,599.00	2.79	849.72	695,140.51	703,499.30
JP MORGAN CHASE & CO CORP NT (CALLABLE) DTD 03/01/2016 2.550% 03/01/2021	46625HOJ2	965,000.00	A-	A2	08/15/17	08/18/17	975,277.25	2.23	12,303.75	969,319.48	972,631.22
WELLS FARGO CORP NOTES DTD 03/04/2016 2.500% 03/04/2021	949746RS2	1,315,000.00	A-	A2	06/15/16	06/20/16	1,341,931.20	2.04	16,163.54	1,323,920.84	1,322,818.99
BERKSHIRE HATHAWAY INC (CALLABLE) NOTES DTD 03/15/2016 2.200% 03/15/2021	084670BO0	2,000,000.00	AA	Aa2	02/15/17	02/21/17	1,997,280.00	2.24	20,288.89	1,998,947.34	2,012,610.00
TOYOTA MOTOR CREDIT CORP NOTES DTD 04/13/2018 2.950% 04/13/2021	89236TEU5	700,000.00	AA-	Aa3	04/10/18	04/13/18	699,720.00	2.96	7,915.83	699,846.11	712,131.70
MORGAN STANLEY CORP NOTES DTD 04/21/2016 2.500% 04/21/2021	61746BEA0	1,265,000.00	BBB+	A3	08/23/16	08/25/16	1,286,517.65	2.11	11,420.14	1,272,820.23	1,272,025.81



Managed Account Detail of Securities Held

For the Month Ending **August 31, 2019**

CITY OF PASO ROBLES INVESTMENT PORTFOLIO - 69330010

Security Type/Description Dated Date/Coupon/Maturity	CUSIP	Par	S&P Rating	Moody's Rating	Trade Date	Settle Date	Original Cost	YTM at Cost	Accrued Interest	Amortized Cost	Market Value
Corporate Note											
AMERICAN EXPRESS CREDIT (CALLABLE) NOTES DTD 03/03/2017 2.700% 03/03/2022	0258M0EG0	700,000.00	A-	A2	04/04/18	04/06/18	685,965.00	3.25	9,345.00	690,807.87	713,937.70
AMAZON.COM INC BONDS DTD 06/06/2018 2.400% 02/22/2023	023135AW6	950,000.00	AA-	A3	04/11/19	04/15/19	940,851.50	2.66	570.00	941,722.40	967,195.00
HOME DEPOT INC CORP NOTES DTD 04/05/2013 2.700% 04/01/2023	437076AZ5	700,000.00	A	A2	04/04/18	04/06/18	686,770.00	3.11	7,875.00	690,291.35	723,544.50
PFIZER INC CORP NOTES DTD 03/11/2019 2.950% 03/15/2024	717081ES8	965,000.00	AA-	A1	06/03/19	06/05/19	989,887.35	2.38	13,442.99	988,726.53	1,005,727.83
Security Type Sub-Total		12,530,000.00					12,557,836.35	2.40	107,933.97	12,541,911.09	12,678,701.60
Certificate of Deposit											
MUFG BANK LTD/NY CERT DEPOS DTD 09/27/2017 2.070% 09/25/2019	06539RGM3	550,000.00	A-1	P-1	09/25/17	09/27/17	550,000.00	2.07	10,784.13	550,000.00	549,868.55
NORDEA BANK AB NY CD DTD 02/22/2018 2.720% 02/20/2020	65590ASN7	1,040,000.00	A-1+	P-1	02/20/18	02/22/18	1,040,000.00	2.72	864.36	1,040,000.00	1,044,243.20
UBS AG STAMFORD CT LT CD DTD 03/06/2018 2.900% 03/02/2020	90275DHG8	1,045,000.00	A-1	P-1	03/02/18	03/06/18	1,045,000.00	2.93	15,236.68	1,045,000.00	1,050,109.01
BANK OF MONTREAL CHICAGO CERT DEPOS DTD 08/03/2018 3.190% 08/03/2020	06370REU9	1,200,000.00	A-1	P-1	08/01/18	08/03/18	1,200,000.00	3.23	2,871.00	1,200,000.00	1,211,943.60
SUMITOMO MITSUI BANK NY CERT DEPOS DTD 10/18/2018 3.390% 10/16/2020	86565BPC9	600,000.00	A	A1	10/16/18	10/18/18	599,184.00	3.46	7,797.00	599,903.47	611,010.00
SWEDBANK (NEW YORK) CERT DEPOS DTD 11/17/2017 2.270% 11/16/2020	87019U6D6	1,150,000.00	AA-	Aa2	11/16/17	11/17/17	1,150,000.00	2.30	7,831.50	1,150,000.00	1,153,044.05
Security Type Sub-Total		5,585,000.00					5,584,184.00	2.80	45,384.67	5,584,903.47	5,620,218.41
Managed Account Sub-Total		57,424,000.00					57,141,136.26	2.36	372,817.68	57,222,605.35	58,410,807.67



Managed Account Detail of Securities Held

For the Month Ending **August 31, 2019**

CITY OF PASO ROBLES INVESTMENT PORTFOLIO - 69330010

Securities Sub-Total	\$57,424,000.00	\$57,141,136.26	2.36%	\$372,817.68	\$57,222,605.35	\$58,410,807.67
Accrued Interest						\$372,817.68
Total Investments						\$58,783,625.35



Managed Account Fair Market Value & Analytics

For the Month Ending **August 31, 2019**

CITY OF PASO ROBLES INVESTMENT PORTFOLIO - 69330010

Security Type/Description	Dated Date/Coupon/Maturity	CUSIP	Par	Broker	Next Call Date	Market Price	Market Value	Unreal G/L On Cost	Unreal G/L Amort Cost	Effective Duration	Duration to Worst at Mkt	YTM
U.S. Treasury Bond / Note												
US TREASURY NOTES	DTD 05/02/2016 1.375% 04/30/2021	912828078	885,000.00	CITIGRP		99.63	881,715.77	23,369.48	10,613.89	1.63	1.63	1.60
US TREASURY NOTES	DTD 10/31/2014 2.000% 10/31/2021	912828F96	2,945,000.00	MORGAN_S		101.04	2,975,486.64	10,469.84	20,795.50	2.10	2.10	1.51
US TREASURY NOTES	DTD 11/30/2016 1.750% 11/30/2021	912828U65	1,000,000.00	TD		100.56	1,005,625.00	11,718.75	9,038.88	2.19	2.19	1.49
US TREASURY NOTES	DTD 01/31/2017 1.875% 01/31/2022	912828V72	1,060,000.00	HSBC		100.92	1,069,730.80	11,594.08	10,735.31	2.35	2.35	1.49
US TREASURY NOTES	DTD 02/02/2015 1.500% 01/31/2022	912828H86	1,700,000.00	JPM_CHAS		100.07	1,701,195.10	64,148.22	41,636.33	2.36	2.36	1.47
US TREASURY NOTES	DTD 03/31/2017 1.875% 03/31/2022	912828W89	1,015,000.00	CITIGRP		101.04	1,025,546.87	40,758.98	32,685.17	2.50	2.50	1.46
US TREASURY NOTES	DTD 03/31/2017 1.875% 03/31/2022	912828W89	1,340,000.00	BARCLAYS		101.04	1,353,923.94	32,610.66	25,525.31	2.50	2.50	1.46
US TREASURY NOTES	DTD 05/31/2017 1.750% 05/31/2022	912828XR6	1,000,000.00	BNP_PARI		100.79	1,007,891.00	37,070.69	26,741.23	2.67	2.67	1.46
US TREASURY NOTES	DTD 07/31/2015 2.000% 07/31/2022	912828XQ8	920,000.00	HSBC		101.62	934,878.24	2,839.18	7,599.67	2.82	2.82	1.43
US TREASURY NOTES	DTD 09/30/2015 1.750% 09/30/2022	912828L57	1,485,000.00	HSBC		100.95	1,499,095.62	41,185.27	31,714.45	2.97	2.97	1.43
US TREASURY NOTES	DTD 09/30/2015 1.750% 09/30/2022	912828L57	1,955,000.00	BNP_PARI		100.95	1,973,556.86	99,124.24	76,966.32	2.97	2.97	1.43
US TREASURY N/B NOTES	DTD 10/31/2017 2.000% 10/31/2022	9128283C2	1,000,000.00	GOLDMAN		101.74	1,017,422.00	50,390.75	41,067.79	3.04	3.04	1.43
US TREASURY N/B NOTES	DTD 05/02/2016 1.625% 04/30/2023	912828R28	415,000.00	BNP_PARI		100.71	417,934.05	18,593.82	16,536.25	3.53	3.53	1.43
US TREASURY N/B NOTES	DTD 05/31/2016 1.625% 05/31/2023	912828R69	1,025,000.00	RBC		100.73	1,032,447.65	43,162.49	38,795.05	3.61	3.61	1.43
US TREASURY NOTES	DTD 08/01/2016 1.250% 07/31/2023	912828S92	1,275,000.00	MORGAN_S		99.32	1,266,333.83	46,617.03	41,589.96	3.80	3.80	1.43
UNITED STATES TREASURY NOTES	DTD 10/01/2018 2.875% 09/30/2023	9128285D8	614,000.00	MERRILL		105.73	649,185.27	19,043.79	20,195.24	3.82	3.82	1.42
US TREASURY NOTES	DTD 11/15/2013 2.750% 11/15/2023	912828WE6	1,945,000.00	TD		105.39	2,049,847.17	85,169.24	87,063.41	3.95	3.95	1.42



Managed Account Fair Market Value & Analytics

For the Month Ending **August 31, 2019**

CITY OF PASO ROBLES INVESTMENT PORTFOLIO - 69330010

Security Type/Description	Dated Date/Coupon/Maturity	CUSIP	Par	Broker	Next Call Date	Market Price	Market Value	Unreal G/L On Cost	Unreal G/L Amort Cost	Effective Duration	Duration to Worst at Mkt	YTM
U.S. Treasury Bond / Note												
US TREASURY NOTES		912828U57	1,400,000.00	BNP_PARI		102.89	1,440,468.40	65,132.46	61,979.53	4.04	4.04	1.42
DTD 11/30/2016 2.125% 11/30/2023												
US TREASURY N/B NOTES		912828XX3	985,000.00	RBC		102.71	1,011,740.78	16,582.97	16,901.44	4.59	4.59	1.42
DTD 06/30/2017 2.000% 06/30/2024												
Security Type Sub-Total			23,964,000.00				24,314,024.99	719,581.94	618,180.73	2.97	2.97	1.46
Federal Agency Bond / Note												
FANNIE MAE NOTES		3135G0U27	1,050,000.00	NOMURA		101.49	1,065,678.60	17,579.10	16,720.42	1.57	1.57	1.56
DTD 04/13/2018 2.500% 04/13/2021												
FNMA NOTES		3135G0N82	1,700,000.00	MORGANST		99.41	1,690,049.90	(3,932.10)	(7,523.64)	1.93	1.93	1.55
DTD 08/19/2016 1.250% 08/17/2021												
FANNIE MAE NOTES		3135G0S38	1,660,000.00	HSBC		101.01	1,676,686.32	5,929.52	10,991.19	2.28	2.28	1.56
DTD 01/09/2017 2.000% 01/05/2022												
FANNIE MAE NOTES		3135G0S38	2,000,000.00	JEFFERIE		101.01	2,020,104.00	26,824.00	23,404.96	2.28	2.28	1.56
DTD 01/09/2017 2.000% 01/05/2022												
FANNIE MAE NOTES		3135G0U92	1,000,000.00	BARCLAYS		102.54	1,025,396.00	22,756.00	23,230.82	2.28	2.28	1.53
DTD 01/11/2019 2.625% 01/11/2022												
FANNIE MAE NOTES		3135G0T45	1,685,000.00	KEYBANC		101.01	1,702,065.68	17,015.13	17,031.54	2.51	2.51	1.48
DTD 04/10/2017 1.875% 04/05/2022												
FREDDIE MAC NOTES		3137EAEN5	1,500,000.00	NOMURA		104.62	1,569,369.00	58,539.00	60,054.58	3.59	3.59	1.49
DTD 06/11/2018 2.750% 06/19/2023												
FANNIE MAE NOTES		3135G0U43	1,820,000.00	TD		105.53	1,920,691.50	104,022.10	103,498.80	3.77	3.77	1.46
DTD 09/14/2018 2.875% 09/12/2023												
FEDERAL HOME LOAN BANKS NOTES		3130A0F70	1,930,000.00	BARCLAYS		107.85	2,081,541.67	94,657.06	101,075.76	3.97	3.97	1.47
DTD 12/09/2013 3.375% 12/08/2023												
FANNIE MAE NOTES		3135G0V34	1,000,000.00	KEYBANC		104.63	1,046,280.00	49,800.00	49,431.71	4.19	4.19	1.42
DTD 02/08/2019 2.500% 02/05/2024												
Security Type Sub-Total			15,345,000.00				15,797,862.67	393,189.81	397,916.14	2.88	2.88	1.51
Corporate Note												
APPLE INC BONDS		037833AX8	1,000,000.00	NEW ACCT		99.76	997,595.00	11,026.00	(1,116.72)	0.43	0.43	2.09
DTD 02/09/2015 1.550% 02/07/2020												



Managed Account Fair Market Value & Analytics

For the Month Ending **August 31, 2019**

CITY OF PASO ROBLES INVESTMENT PORTFOLIO - 69330010

Security Type/Description	Dated Date/Coupon/Maturity	CUSIP	Par	Broker	Next Call Date	Market Price	Market Value	Unreal G/L On Cost	Unreal G/L Amort Cost	Effective Duration	Duration to Worst at Mkt	YTM
Corporate Note												
BONY MELLON CORP NOTE (CALLABLE) DTD 11/27/2015 2.450% 11/27/2020		06406HDF3	985,000.00	1ST TENN	10/27/20	100.46	989,499.48	(2,100.02)	2,782.94	1.15	1.13	2.07
BRANCH BANKING & TRUST (CALLABLE) NOTES DTD 10/26/2017 2.150% 02/01/2021		05531FAZ6	285,000.00	MORGAN_S	01/01/21	100.17	285,485.07	616.17	544.90	1.34	1.31	2.03
THE WALT DISNEY CORP DTD 01/08/2016 2.300% 02/12/2021		25468PDJ2	700,000.00	US_BANCO		100.50	703,499.30	12,900.30	8,358.79	1.42	1.42	1.95
JP MORGAN CHASE & CO CORP NT (CALLABLE) DTD 03/01/2016 2.550% 03/01/2021		46625HQJ2	965,000.00	JPM_CHAS	02/01/21	100.79	972,631.22	(2,646.03)	3,311.74	1.41	1.37	2.01
WELLS FARGO CORP NOTES DTD 03/04/2016 2.500% 03/04/2021		949746RS2	1,315,000.00	WELLSFAR		100.59	1,322,818.99	(19,112.21)	(1,101.85)	1.46	1.46	2.10
BERKSHIRE HATHAWAY INC (CALLABLE) NOTES DTD 03/15/2016 2.200% 03/15/2021		084670BQ0	2,000,000.00	MIZUHO	02/15/21	100.63	2,012,610.00	15,330.00	13,662.66	1.43	1.41	1.78
TOYOTA MOTOR CREDIT CORP NOTES DTD 04/13/2018 2.950% 04/13/2021		89236TEU5	700,000.00	JPM_CHAS		101.73	712,131.70	12,411.70	12,285.59	1.56	1.56	1.86
MORGAN STANLEY CORP NOTES DTD 04/21/2016 2.500% 04/21/2021		61746BEA0	1,265,000.00	JPMCHASE		100.56	1,272,025.81	(14,491.84)	(794.42)	1.59	1.59	2.15
AMERICAN EXPRESS CREDIT (CALLABLE) NOTES DTD 03/03/2017 2.700% 03/03/2022		0258M0EG0	700,000.00	CITIGRP	01/31/22	101.99	713,937.70	27,972.70	23,129.83	2.36	2.30	1.88
AMAZON.COM INC BONDS DTD 06/06/2018 2.400% 02/22/2023		023135AW6	950,000.00	DAIWA		101.81	967,195.00	26,343.50	25,472.60	3.32	3.32	1.86
HOME DEPOT INC CORP NOTES DTD 04/05/2013 2.700% 04/01/2023		437076AZ5	700,000.00	GOLDMAN		103.36	723,544.50	36,774.50	33,253.15	3.38	3.38	1.73
PFIZER INC CORP NOTES DTD 03/11/2019 2.950% 03/15/2024		717081ES8	965,000.00	WELLS_FA		104.22	1,005,727.83	15,840.48	17,001.30	4.19	4.19	1.97
Security Type Sub-Total			12,530,000.00				12,678,701.60	120,865.25	136,790.51	1.88	1.87	1.96
Certificate of Deposit												
MUFG BANK LTD/NY CERT DEPOS DTD 09/27/2017 2.070% 09/25/2019		06539RGM3	550,000.00	MITSU		99.98	549,868.55	(131.45)	(131.45)	0.07	0.07	2.07



Managed Account Fair Market Value & Analytics

For the Month Ending **August 31, 2019**

CITY OF PASO ROBLES INVESTMENT PORTFOLIO - 69330010

Security Type/Description Dated Date/Coupon/Maturity	CUSIP	Par	Broker	Next Call Date	Market Price	Market Value	Unreal G/L On Cost	Unreal G/L Amort Cost	Effective Duration	Duration to Worst at Mkt	YTM
Certificate of Deposit											
NORDEA BANK AB NY CD DTD 02/22/2018 2.720% 02/20/2020	65590ASN7	1,040,000.00	GOLDMAN		100.41	1,044,243.20	4,243.20	4,243.20	0.47	0.47	1.83
UBS AG STAMFORD CT LT CD DTD 03/06/2018 2.900% 03/02/2020	90275DHG8	1,045,000.00	UBS		100.49	1,050,109.01	5,109.01	5,109.01	0.50	0.50	1.94
BANK OF MONTREAL CHICAGO CERT DEPOS DTD 08/03/2018 3.190% 08/03/2020	06370REU9	1,200,000.00	BMO		101.00	1,211,943.60	11,943.60	11,943.60	0.92	0.92	2.10
SUMITOMO MITSUI BANK NY CERT DEPOS DTD 10/18/2018 3.390% 10/16/2020	86565BPC9	600,000.00	GOLDMAN		101.84	611,010.00	11,826.00	11,106.53	1.09	1.09	1.79
SWEDBANK (NEW YORK) CERT DEPOS DTD 11/17/2017 2.270% 11/16/2020	87019U6D6	1,150,000.00	MERRILL		100.26	1,153,044.05	3,044.05	3,044.05	1.18	1.18	2.08
Security Type Sub-Total		5,585,000.00				5,620,218.41	36,034.41	35,314.94	0.75	0.75	1.98
Managed Account Sub-Total		57,424,000.00				58,410,807.67	1,269,671.41	1,188,202.32	2.49	2.49	1.63
Securities Sub-Total		\$57,424,000.00				\$58,410,807.67	\$1,269,671.41	\$1,188,202.32	2.49	2.49	1.63%
Accrued Interest						\$372,817.68					
Total Investments						\$58,783,625.35					



Managed Account Security Transactions & Interest

For the Month Ending **August 31, 2019**

CITY OF PASO ROBLES INVESTMENT PORTFOLIO - 69330010

Transaction Type	Trade	Settle	Security Description	CUSIP	Par	Principal Proceeds	Accrued Interest	Total	Realized G/L Cost	Realized G/L Amort Cost	Sale Method
INTEREST											
	08/01/19	08/01/19	BRANCH BANKING & TRUST (CALLABLE) NOTES DTD 10/26/2017 2.150% 02/01/2021	05531FAZ6	285,000.00	0.00	3,063.75	3,063.75			
	08/02/19	08/02/19	SKANDINAVISKA ENSKILDA BANKEN NY CD DTD 08/04/2017 1.840% 08/02/2019	83050FXT3	1,000,000.00	0.00	9,148.89	9,148.89			
	08/05/19	08/05/19	FANNIE MAE NOTES DTD 02/08/2019 2.500% 02/05/2024	3135G0V34	1,000,000.00	0.00	12,291.67	12,291.67			
	08/05/19	08/05/19	BANK OF MONTREAL CHICAGO CERT DEPOS DTD 08/03/2018 3.190% 08/03/2020	06370REU9	1,200,000.00	0.00	39,024.33	39,024.33			
	08/09/19	08/09/19	APPLE INC BONDS DTD 02/09/2015 1.550% 02/07/2020	037833AX8	1,000,000.00	0.00	7,750.00	7,750.00			
	08/12/19	08/12/19	THE WALT DISNEY CORP DTD 01/08/2016 2.300% 02/12/2021	25468PDJ2	700,000.00	0.00	8,050.00	8,050.00			
	08/17/19	08/17/19	FNMA NOTES DTD 08/19/2016 1.250% 08/17/2021	3135G0N82	1,700,000.00	0.00	10,625.00	10,625.00			
	08/20/19	08/20/19	NORDEA BANK AB NY CD DTD 02/22/2018 2.720% 02/20/2020	65590ASN7	1,040,000.00	0.00	14,144.00	14,144.00			
	08/22/19	08/22/19	AMAZON.COM INC BONDS DTD 06/06/2018 2.400% 02/22/2023	023135AW6	950,000.00	0.00	11,400.00	11,400.00			
Transaction Type Sub-Total					8,875,000.00	0.00	115,497.64	115,497.64			
MATURITY											
	08/02/19	08/02/19	SKANDINAVISKA ENSKILDA BANKEN NY CD DTD 08/04/2017 1.840% 08/02/2019	83050FXT3	1,000,000.00	1,000,000.00	0.00	1,000,000.00	390.00	0.00	
Transaction Type Sub-Total					1,000,000.00	1,000,000.00	0.00	1,000,000.00	390.00	0.00	
Managed Account Sub-Total						1,000,000.00	115,497.64	1,115,497.64	390.00	0.00	
Total Security Transactions						\$1,000,000.00	\$115,497.64	\$1,115,497.64	\$390.00	\$0.00	



Managed Account Summary Statement

For the Month Ending **August 31, 2019**

CITY OF PASO ROBLES SHORT TERM FUNDS - 69330020

Transaction Summary - Managed Account

Opening Market Value	\$4,974,737.00
Maturities/Calls	(1,000,000.00)
Principal Dispositions	0.00
Principal Acquisitions	0.00
Unsettled Trades	0.00
Change in Current Value	9,789.00
Closing Market Value	\$3,984,526.00

Cash Transactions Summary - Managed Account

Maturities/Calls	1,000,000.00
Sale Proceeds	0.00
Coupon/Interest/Dividend Income	0.00
Principal Payments	0.00
Security Purchases	0.00
Net Cash Contribution	(1,000,000.00)
Reconciling Transactions	0.00

Earnings Reconciliation (Cash Basis) - Managed Account

Interest/Dividends/Coupons Received	0.00
Less Purchased Interest Related to Interest/Coupons	0.00
Plus Net Realized Gains/Losses	12,905.00
Total Cash Basis Earnings	\$12,905.00

Cash Balance

Closing Cash Balance	\$0.00
-----------------------------	---------------

Earnings Reconciliation (Accrual Basis)

	Total
Ending Amortized Value of Securities	3,981,912.22
Ending Accrued Interest	0.00
Plus Proceeds from Sales	0.00
Plus Proceeds of Maturities/Calls/Principal Payments	1,000,000.00
Plus Coupons/Dividends Received	0.00
Less Cost of New Purchases	0.00
Less Beginning Amortized Value of Securities	(4,971,454.16)
Less Beginning Accrued Interest	0.00
Total Accrual Basis Earnings	\$10,458.06



Portfolio Summary and Statistics

For the Month Ending **August 31, 2019**


CITY OF PASO ROBLES SHORT TERM FUNDS - 69330020

Account Summary

Description	Par Value	Market Value	Percent
Commercial Paper	4,000,000.00	3,984,526.00	100.00
Managed Account Sub-Total	4,000,000.00	3,984,526.00	100.00%
Accrued Interest		0.00	
Total Portfolio	4,000,000.00	3,984,526.00	

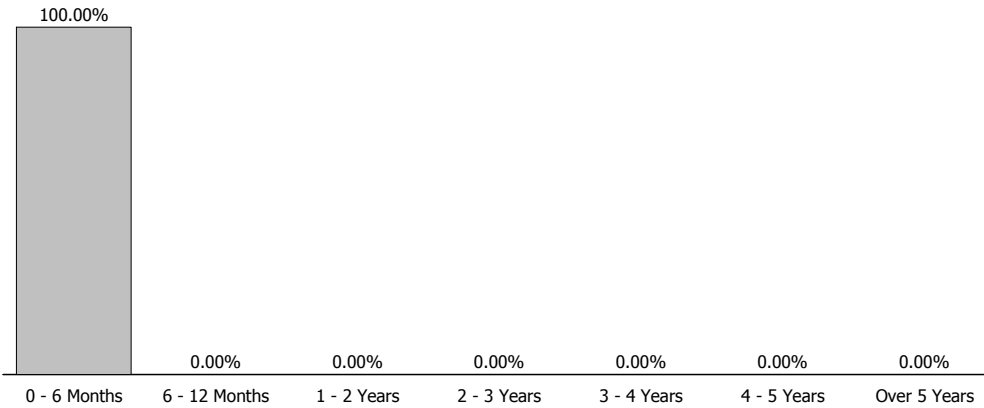
Unsettled Trades **0.00** **0.00**

Sector Allocation



Commercial Paper
100.00%

Maturity Distribution



Characteristics

Yield to Maturity at Cost	2.55%
Yield to Maturity at Market	2.12%
Duration to Worst	0.18
Weighted Average Days to Maturity	66



Managed Account Issuer Summary

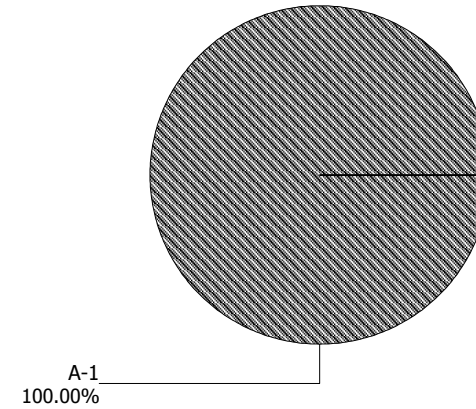
For the Month Ending **August 31, 2019**

CITY OF PASO ROBLES SHORT TERM FUNDS - 69330020

Issuer Summary

Issuer	Market Value of Holdings	Percent
BNP PARIBAS	1,988,074.00	49.89
CREDIT AGRICOLE SA	1,996,452.00	50.11
Total	\$3,984,526.00	100.00%

Credit Quality (S&P Ratings)





Managed Account Detail of Securities Held

For the Month Ending **August 31, 2019**

CITY OF PASO ROBLES SHORT TERM FUNDS - 69330020

Security Type/Description Dated Date/Coupon/Maturity	CUSIP	Par	S&P Rating	Moody's Rating	Trade Date	Settle Date	Original Cost	YTM at Cost	Accrued Interest	Amortized Cost	Market Value
Commercial Paper											
CREDIT AGRICOLE CIB NY COMM PAPER DTD 03/31/2019 0.000% 09/30/2019	22533UWW9	2,000,000.00	A-1	P-1	04/02/19	04/03/19	1,974,800.00	2.55	0.00	1,995,940.00	1,996,452.00
BNP PARIBAS NY BRANCH COMM PAPER DTD 04/30/2019 0.000% 12/11/2019	09659CZB7	2,000,000.00	A-1	P-1	05/02/19	05/02/19	1,969,027.78	2.54	0.00	1,985,972.22	1,988,074.00
Security Type Sub-Total		4,000,000.00					3,943,827.78	2.55	0.00	3,981,912.22	3,984,526.00
Managed Account Sub-Total		4,000,000.00					3,943,827.78	2.55	0.00	3,981,912.22	3,984,526.00
Securities Sub-Total		\$4,000,000.00					\$3,943,827.78	2.55%	\$0.00	\$3,981,912.22	\$3,984,526.00
Accrued Interest											\$0.00
Total Investments											\$3,984,526.00



Managed Account Fair Market Value & Analytics

For the Month Ending **August 31, 2019**

CITY OF PASO ROBLES SHORT TERM FUNDS - 69330020

Security Type/Description Dated Date/Coupon/Maturity	CUSIP	Par	Broker	Next Call Date	Market Price	Market Value	Unreal G/L On Cost	Unreal G/L Amort Cost	Effective Duration	Duration to Worst at Mkt	YTM
Commercial Paper											
CREDIT AGRICOLE CIB NY COMM PAPER DTD 03/31/2019 0.000% 09/30/2019	22533UWW9	2,000,000.00	CREDAG		99.82	1,996,452.00	21,652.00	512.00	0.08	0.08	2.13
BNP PARIBAS NY BRANCH COMM PAPER DTD 04/30/2019 0.000% 12/11/2019	09659CZB7	2,000,000.00	BNP_PARI		99.40	1,988,074.00	19,046.22	2,101.78	0.28	0.28	2.12
Security Type Sub-Total		4,000,000.00				3,984,526.00	40,698.22	2,613.78	0.18	0.18	2.12
Managed Account Sub-Total		4,000,000.00				3,984,526.00	40,698.22	2,613.78	0.18	0.18	2.12
Securities Sub-Total		\$4,000,000.00				\$3,984,526.00	\$40,698.22	\$2,613.78	0.18	0.18	2.12%
Accrued Interest						\$0.00					
Total Investments						\$3,984,526.00					



Managed Account Security Transactions & Interest

For the Month Ending **August 31, 2019**

CITY OF PASO ROBLES SHORT TERM FUNDS - 69330020

Transaction Type		Security Description	CUSIP	Par	Principal Proceeds	Accrued Interest	Total	Realized G/L Cost	Realized G/L Amort Cost	Sale Method
Trade	Settle									
MATURITY										
08/26/19	08/26/19	MUFG BANK LTD/NY COMM PAPER DTD 01/28/2019 0.000% 08/26/2019	62479MVS9	1,000,000.00	1,000,000.00	0.00	1,000,000.00	12,905.00	0.00	
Transaction Type Sub-Total				1,000,000.00	1,000,000.00	0.00	1,000,000.00	12,905.00	0.00	
Managed Account Sub-Total					1,000,000.00	0.00	1,000,000.00	12,905.00	0.00	
Total Security Transactions					\$1,000,000.00	\$0.00	\$1,000,000.00	\$12,905.00	\$0.00	

PORTFOLIO LIQUIDITY REPORT - August, 2019

<u>Issuer</u>	<u>Purchase Date</u>	<u>Par Value</u>	<u>Market Value</u>	<u>Book Value</u>	<u>Coupon Rate</u>
LAIF	N/A	\$ 7,166,101.65	\$ 7,166,101.65	\$ 7,166,101.65	2.342
Cal Asset Mgt Program	N/A	\$ 3,011,996.69	\$ 3,011,996.69	\$ 3,011,996.69	2.280
Community West Bank	1/4/2019	\$ 1,002,070.14	\$ 1,002,070.14	\$ 1,002,070.14	1.200
PPB - Checking	N/A	\$ 273,462.10	\$ 273,462.10	\$ 273,462.10	N/A
Total All Liquidity Funds		<u>\$ 11,453,630.58</u>	<u>\$ 11,453,630.58</u>	<u>\$ 11,453,630.58</u>	

California State Treasurer
Fiona Ma, CPA



Local Agency Investment Fund
 P.O. Box 942809
 Sacramento, CA 94209-0001
 (916) 653-3001

September 08,
 2019

[LAIF Home](#)
[PMIA Average](#)
[Monthly Yields](#)

CITY OF PASO ROBLES

CITY TREASURER
 821 PINE STREET, SUITE A
 PASO ROBLES, CA 93446

[Tran Type](#)
[Definitions](#)

Account Number: 98-40-271

August 2019 Statement

Effective Date	Transaction Date	Tran Type	Confirm Number	Authorized Caller	Amount
8/5/2019	8/5/2019	RD	1614570	MICHAEL J. COMPTON	1,000,000.00
8/19/2019	8/19/2019	RW	1615529	MICHAEL J. COMPTON	-1,000,000.00
8/22/2019	8/21/2019	RD	1615771	MICHAEL J. COMPTON	700,000.00
8/26/2019	8/26/2019	RW	1615997	MICHAEL J. COMPTON	-800,000.00
8/29/2019	8/29/2019	RW	1616309	MICHAEL J. COMPTON	-500,000.00

Account Summary

Total Deposit:	1,700,000.00	Beginning Balance:	7,766,101.65
Total Withdrawal:	-2,300,000.00	Ending Balance:	7,166,101.65