

TRENDING TOPICS ...

Local Economy 16% (Negative 1% Neutral 26% Positive 73%)



Cultural Affairs 16% (Negative 1% Neutral 27% Positive 72%)



Human Relations and Services 16% (Negative 3% Neutral 41% Positive 56%)



Education 14% (Negative 0% Neutral 31% Positive 69%)



Sports 13% (Negative 0% Neutral 20% Positive 80%)



Public Safety 8% (Negative 19% Neutral 74% Positive 7%)



Political Affairs 8% (Negative 32% Neutral 38% Positive 31%)



Sustainability & Environment 3% (Negative 7% Neutral 68% Positive 24%)



Transportation 2% (Negative 17% Neutral 46% Positive 37%)



Parks and Recreation 1% (Negative 0% Neutral 19% Positive 81%)



Planning and Development 1% (Negative 15% Neutral 54% Positive 31%)



Municipal Finance and Services 1% (Negative 4% Neutral 63% Positive 33%)



Public Works 1% (Negative 8% Neutral 51% Positive 41%)



Animal Care and Control 0% (Negative 0% Neutral 52% Positive 48%)



Public Health 0% (Negative 9% Neutral 85% Positive 5%)



Sanitation 0% (Negative 0% Neutral 100% Positive 0%)

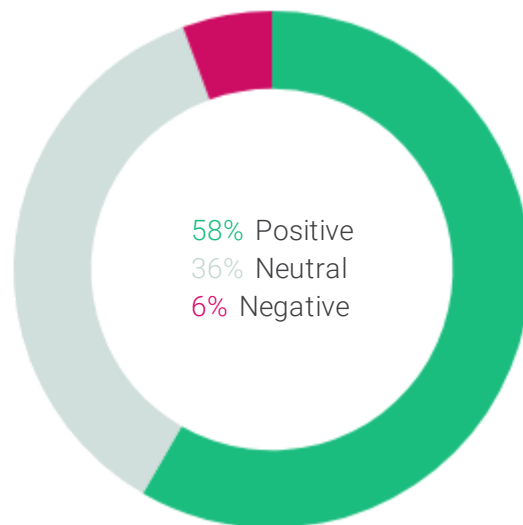




POPULAR WORDS



SENTIMENT OVERVIEW



PROJECTS

915 Home Subdivision Project 2.77% (Negative 10% Neutral 79% Positive 11%)



721 interactions

Council Election 2018 Results 1.13% (Negative 3% Neutral 60% Positive 37%)



294 interactions

Downtown Parking 1.00% (Negative 24% Neutral 46% Positive 31%)



261 interactions

Joint Unified School District 0.42% (Negative 0% Neutral 38% Positive 62%)



110 interactions

Districting 0.14% (Negative 8% Neutral 67% Positive 25%)



36 interactions

Potholes 0.01% (Negative 50% Neutral 50% Positive 0%)



2 interactions

INTERACTION COUNT

24,712

Social Media interactions

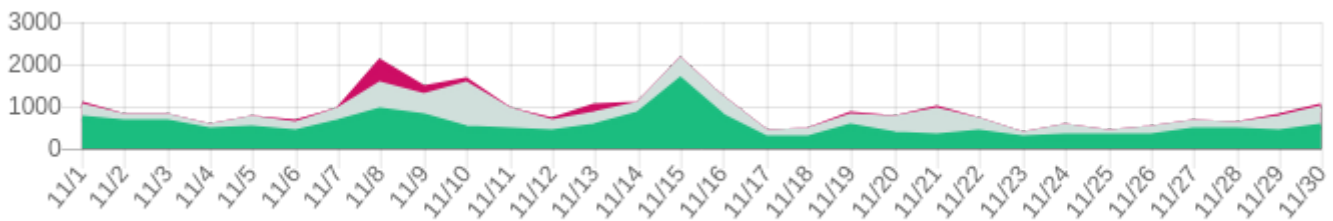
1,335

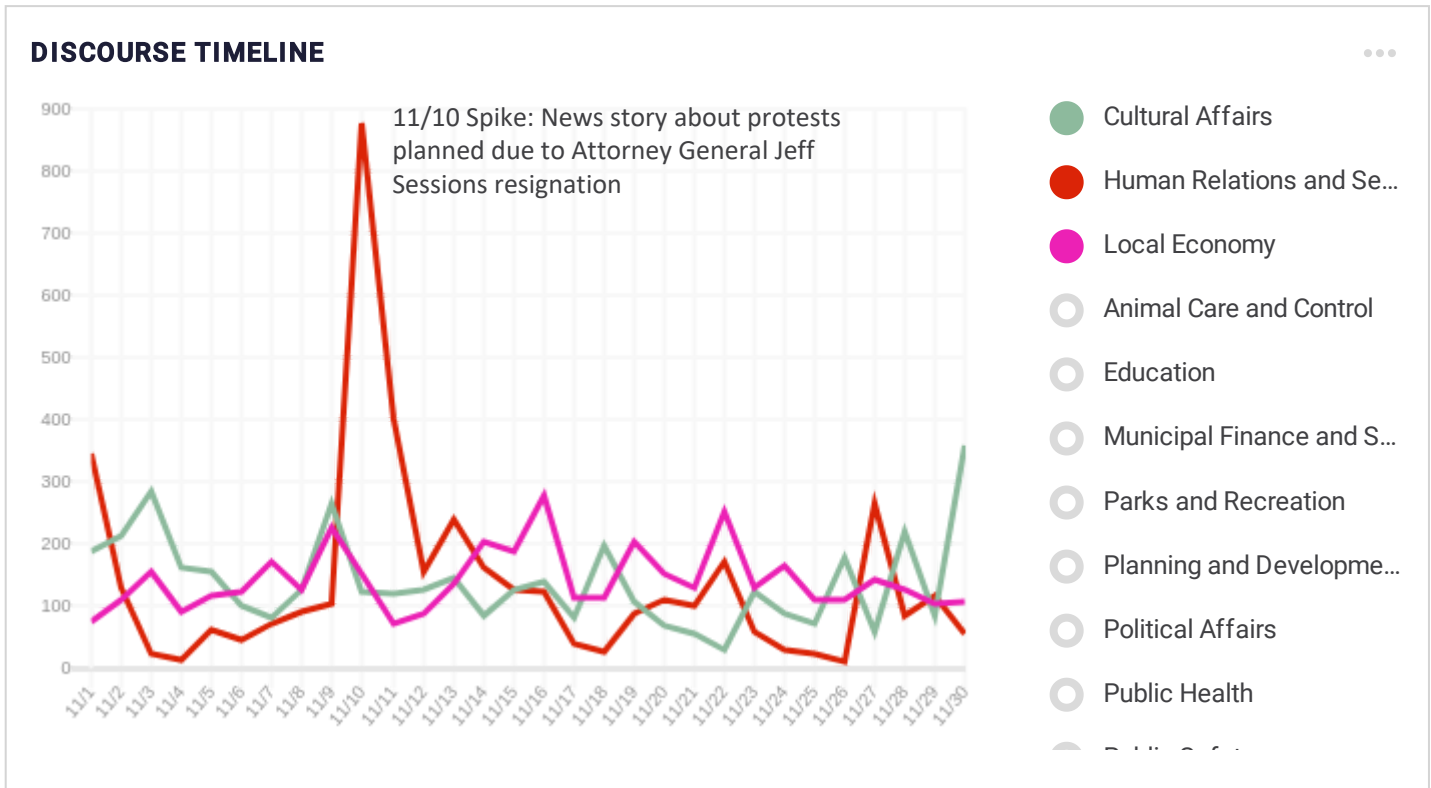
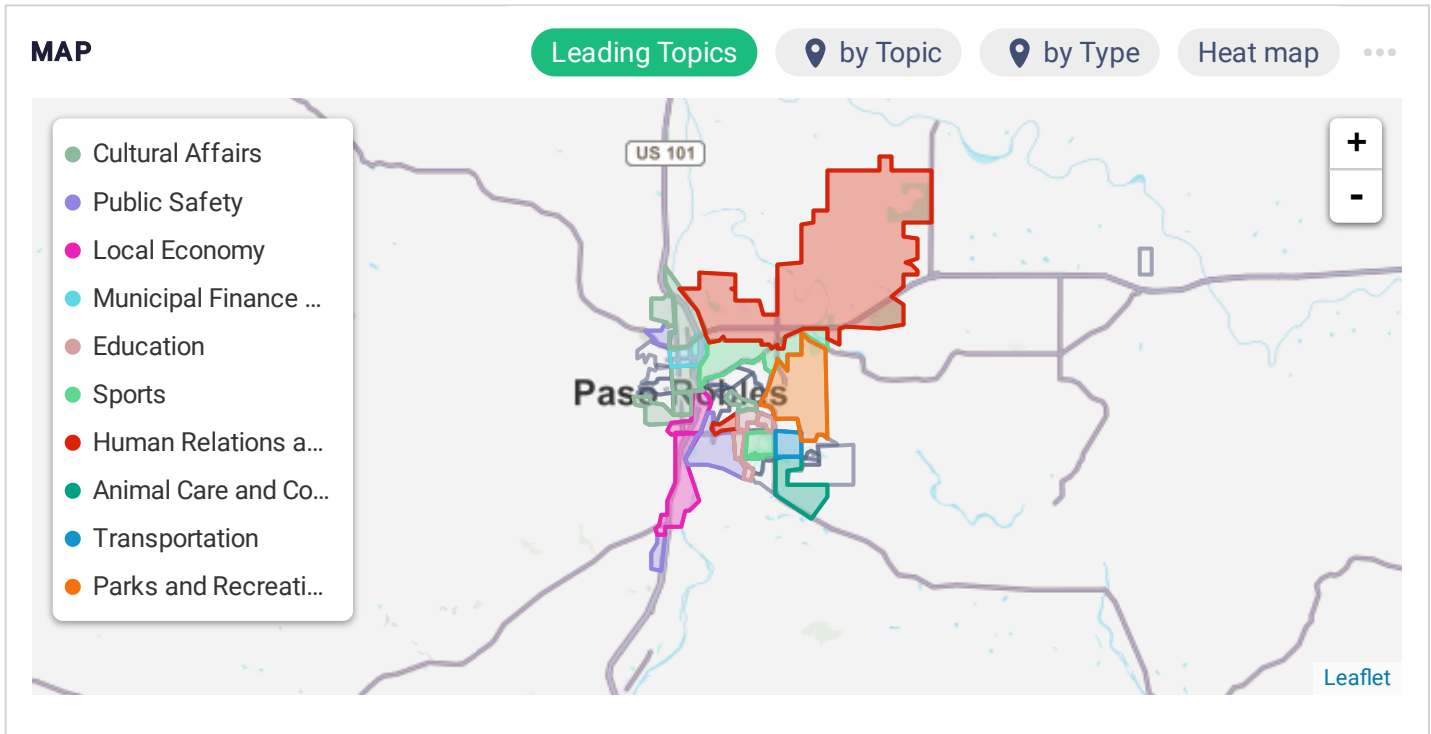
Local Media interactions

0

City Hotline interactions

SCORE OVER TIME







DEMOGRAPHICS NEW



Median Age

36.3

Total Population

31,800

Average Household
Income

\$84,512

Unemployment Rate

3.1%